


# Town of Yorktown, NY


## 2019 Preliminary Budget



November 15, 2018

Town Supervisor  
Town Board  
Comptroller

~ Ilan Gilbert  
~ Thomas Diana, Ed Lachterman, Vishnu Patel, Alice Roker  
~ Patricia Caporale



The Town of Yorktown is more than a place to live; it is a way of life. A vital location in the War for Independence; it is a township that took its name from the battle that decisively cemented our dominance over the British troops. Yorktown was first settled in 1683 as part of Van Cortlandt Manor, and was incorporated in 1788 as our nation was forming the principles of democracy we live by today. There is no doubt; each of us is a part of the history and responsible for upholding the legacy. These freedoms shall be preserved and each citizen should experience the treasures of nature, history, individual respect, neighborhood and learning. As resources and energy allow, each of these gifts from the past will be enriched in the present for those yet to come.

We, as a Town in the State of New York, shall do our best to strive for  
Progress with Preservation.

# THE TOWN OF YORKTOWN

The Town of Yorktown is comprised of five business centers and many residential hamlets throughout its 40 square miles. Town government consists of 23 different departments employing 245 full time employees.

**Assessor:** The duty of the town Assessor is to provide fair and equitable valuations for all real property to insure a proper distribution of taxes throughout the Town. The assessed valuation determines what the proportional share of taxes will be for each parcel within the Town for school districts, Town, County and special districts. This office conducts inspections of parcels which have received building permits and/or inventory changes resulting in adjustments in the assessed valuation to achieve and maintain equity. The Assessor is also responsible for maintaining current ownership records for each parcel of real property and serves as the administrator of all tax exemptions (STAR, senior citizen 467, Veteran, Clergy, agricultural) which are authorized by the State of New York and wholly exempt parcels owned and occupied by non-profit organizations which qualify by reason of religious, charitable or educational use. In all cases, applications for these exemptions must be filed no later than May 1<sup>st</sup>.

**Building Department:** The Building Department administers and enforces the New York State Uniform Fire Prevention and Building Code, New York State Energy Conservation, Construction Code and many local laws, including the zoning ordinance, alarm regulations, dumping and property maintenance laws. The Department issues building permits and certificates of occupancy and processes applications for the Zoning Board of Appeals. The fire inspector is responsible for inspecting commercial, industrial and residential structures to assure compliance with all New York State fire prevention laws.

**Building Maintenance:** The employees in the Building Maintenance department are responsible for the performance of routine & daily upkeep & cleaning of Town Hall and the Yorktown Community & Cultural Center buildings and grounds. These buildings house the majority of Town departments. The Yorktown Community & Cultural Center is also the home of the Senior Center, Museum, Theater, two nursery schools and a variety of other tenants. In addition, these employees undertake additional renovation projects such as painting, refurbishing, flooring installation, office relocation, etc. They also assist other Town departments with maintenance as well as during special events.

**Central Garage:** The employees of Central Garage are responsible for the safe performance of all town vehicles. The staff completes diesel emission inspections for Town trucks, installs equipment on all new police vehicles and oversees the computerized fuel system that services most town vehicles and trucks. The department collects used motor oil from town residents to reuse as fuel to heat its garage.



**Engineering Department:** The Engineering Department reviews all development applications and makes recommendations to the appropriate approval authority; issues wetlands, erosion and sediment control, tree and storm water permits according to thresholds set in Town laws; and makes recommendations to the Building Inspector prior to the granting of Certificates of Occupancy. It prepares engineering plans and bid specifications for many Town public works projects, supervises the construction of public works projects and inspects public improvements constructed as part of approved site plans, subdivision and parking plans. It coordinates the creation of new sewer districts and oversees the construction of new sewer lines, and the operation of the Yorktown Heights Sewage Treatment Plant as well as sewer lines and pump stations located throughout Town, The Town's GIS information system is also maintained by this department.

**Finance Department:** The Finance Department is responsible for reviewing, approving, recording and monitoring all Town financial transactions and safeguarding all Town assets (cash, property and buildings) and investing the Town's cash reserves. Financial transactions include accounts payable (requisitions, purchase orders as well as the issuance and reconciliation of checks) and accounts receivable (recording of all deposits and proof of bank reconciliations). This department processes bi-weekly payrolls, administers employee benefit programs (medical/dental/vision insurances, flex accounts) for all full and part time employees, interacts with the NYS Retirement system on behalf of all employees and manages the Town's self-insured Workers Compensation program. The staff works with all departments to insure adherence to approved budgetary expenditure amounts. The Comptroller is responsible for the Town's computer network, annual internal audit and filing of the annual update document with the NYS Comptroller's office. The Comptroller also works in conjunction with the Supervisor to prepare the Town's budget.

**Highway Department:** Highway Department is accountable for maintaining approximately 200 miles of roads and bridges located within the Town in a safe and passable manner. Maintenance includes paving, sweeping, striping, repairing damage and installation of new regulatory road and street name signs. The Department is also responsible for repairing and replacing drainage structures throughout the town; insuring all catch basins and other drainage facilities along Town roads are free of debris; removing snow and ice on all town roads, sidewalks and town parking lots; maintaining, cutting or trimming of trees along the Town's roads; and managing the Town's Organic Waste Facility. Additionally, the Department is responsible for issuing driveway and street opening permits, the maintenance of all highway trucks and equipment, mowing Town right of ways along all roads, installing and repairing guide/guard rails and responding to all Police Emergencies when requested by the Chief of Police or any police officer.

**Legal Department:** The principal function of the Town Attorney is to advise the Town Board, Department Heads and other officers of the town with regard to the functions and legal issues relating to the duties of their respective offices. The Department assists with the development of and drafts proposed legislation, rules, regulations and policies for Town programs and operations; negotiates, drafts and reviews agreements, contracts, bid documents, deeds, easements, and other legal instruments for Town transactions; defends, supervises and coordinates the defense of actions and proceedings against the Town, its officers, boards and commissions in any action brought against it or them in their official capacities; pursues the collection of delinquent real property taxes through In Rem foreclosure proceedings; prosecutes criminal and civil actions arising



out of violations of Town ordinances and coordinates with Town's insurance carriers and their attorneys in defense of the Town against tort claims.

**Library:** The John C Hart Library offers a variety of media to patrons of all ages. From books to periodicals, dvd's, cd's, reference, audio and e-books, and video games to movies the Library offers the community a variety of enrichment opportunities. Programs include book clubs, teacher in the Library, theater events, arts and crafts and seasonal classes, concert series and a senior benefits info center. The Library partners with the Westchester Children's Museum to provide an array of opportunities to younger patrons while also providing a program for homebound residents who are unable to get to the Library. The Friends of the Library also fund and sponsor other educational and cultural programs.

**Refuse & Recycling:** The employees of this department are responsible for all scheduled and special bulk trash pickups, as well as the seasonal leaf and Christmas tree pickups. The Department also oversees the household garbage and recycling collections for residential properties that are contracted out (Commercial properties are responsible for contracting for their own garbage collection and recycling). The Department provides a green recycle container to each household, sells biodegradable paper leaf bags, maintains a drop off for rechargeable batteries and oversees both the "Adopt a Road" program and annual volunteer "Battle of Yorktown" initiative that removes litter and debris from the Town's roadsides.

**Parks and Recreation Department:** The recreation side of the Parks and Recreation Department provides diversified programs for all age groups, from tots to senior citizens. Each summer a variety of summer day camps for children age 4 to 14 including half day, full day and travel / adventure are organized. Seniors can participate in exercise programs, painting classes or an assortment of clubs while adults can be enticed with workouts, art classes or sports. The Recreation Department works with community groups such as the Lions Club to co-sponsor events such as the free summer concerts, Halloween Parade, Easter Egg Hunt, free outdoor movies and the ever growing Holiday Electric Lights Parade. This Department works in conjunction with local athletic clubs as well as Nor-West Special Services, a non-profit group for persons with special needs to provide recreational programming for all. The parks side of the department is responsible for the maintenance of 33 parks and recreational facilities located throughout Town, including two pool complexes, a public beach, a skateboard park, tennis courts, playgrounds and an extensive trail system that provides both active and passive recreational opportunities for Town residents.

**Planning Department:** The Planning Department provides professional services to the Town Board, Planning Board, Zoning Board of Appeals, Conservation Board and the Advisory Board of Architecture and Community Appearance. The staff is responsible for long range planning studies, special projects such as the Comprehensive Plan, the Community Development Block Grant (CDBG) program and the review of current site plans, parking plans and subdivision applications. The Department also reviews applications for wetland, tree, storm water and erosion and sediment control permits that are part of site plan or subdivision applications, oversees compliance with the New York State Environmental Quality Review Act (SEQRA) and applies for grants for various Town programs.



**Police Department:** The Police Department's services fall into three distinct categories: law enforcement including investigating criminal activity, arresting offenders and recovering property; emergency services including responding to traffic accidents, providing first aid to the sick and injured and dispatching emergency services; and non-emergency services including the DARE program, School Resource Officer Program, Public Safety Officer, Animal Control, fingerprinting services for pistol permits, licenses and travel documents.

**Section 8:** The Section 8 Rental Assistance Program provides rent subsidies to eligible elderly, disabled and low income individuals and families wishing to reside in Yorktown. Funded by the U.S. Department of Housing and Urban Development, the subsidy is based on the family's size and composition, income and assets. The Program maintains a waiting list of eligible individuals and families.

**Senior Citizen Nutrition Center:** Located in the Yorktown Community and Cultural Center (YCCC) the Nutrition Center provides senior citizens with a place to gather and have a nourishing lunch-time meal at a reasonable cost. The staff of this department also delivers meals to home bound seniors. Additionally, the Center also provides transportation for seniors to the YCCC, as well as for medical visits within Yorktown and for grocery shopping. The Center also organizes a variety of wellness and entertainment programs for seniors.

**Sewer Department:** The Sewer Department, under the direction of the Town Engineer, operates and maintains the Yorktown Heights Water Pollution Control Facility that treats up to 2.5 million gallons of sewage per day on a monthly average basis. It also operates and maintains 14 pump stations and approximately 80 miles of sewer lines leading to either the Yorktown treatment plant or the regional sewage treatment plant in Peekskill. The Yorktown Heights plant is regulated by both the New York State Department of Environmental Conservation (DEC) and the New York City Department of Environmental Protection (DEP).

**Supervisor:** The Town Supervisor is the chief executive officer and chief fiscal officer for the Town of Yorktown. As chief fiscal officer, the Supervisor is responsible for presenting a tentative budget and managing the Town's fiscal affairs. The Supervisor oversees the daily administration of all Town departments and represents the Town in regional matters by working closely with elected officials at all levels of government. The Supervisor is also a member of the Town Board and in that capacity presides over Town Board meetings and votes on all matters before the Board.

**Tax Office:** Under the direction of the Receiver of Taxes, the Tax Department is responsible for compiling, printing, collating and mailing tax bills for all parcels located within the Town of Yorktown. The Department collects all taxes levied by the Town, including special district taxes such as fire, lighting, parks, sewer and water, as well as county and school taxes for that part of the Town within the Yorktown, Lakeland, Croton and Ossining school districts. It also collects payments of all water bills.



**Town Board:** The Town Board is the Town's legislative body and as such is responsible for enacting new local laws and ordinances, adopting new policies, setting short and long term goals for the Town, and hiring and dismissal of all Town employees. The Town Board also approves the Town's annual budget and sets the tax rate for the Town and all special districts.

**Town Clerk:** The Town Clerk's office serves as the hub of the community by providing the public with information in person, by phone, mail or online. Many of the Town Clerk's responsibilities are mandated by the state and local law. In addition to serving as the Town's Registrar of Vital Statistics, the Town Clerk is also the Town's Records Management Officer and is responsible for maintaining all records, books and papers of the Town. The Town Clerk attends all meetings of the Town Board and is responsible for taking minutes of the meeting and recording all actions taken by the Town Board. The Town Clerk's office also issues various licenses and permits, recruits election inspectors and in coordination with the Westchester County Board of Elections, oversees the operation of both primary and general elections within the Town.

**Town Court:** Two Town Justices preside over criminal, civil, traffic tickets and landlord/tenant cases, as well as violations of Town Code. Support staff is available to assist people paying fines, initiate both civil and small claims, provide transcripts of judgments and answer questions regarding court procedures. The Court participates in a voluntary mediation program that seeks to resolve disagreements between individuals without going before a judge.

**Water Department:** The Water Department maintains a distribution system that brings safe drinking water to approximately 10,000 households and businesses in the Town of Yorktown and portions of Somers, Cortlandt and Putnam Valley. The Department conducts regular tests of water quality, installs and reads meters, installs new water mains and hydrants, repairs water main breaks and conducts semi-annual hydrant flushing. The Department also issues an Annual Report describing the quality of the system's drinking water and its compliance with state and federal water quality standards.

**Yorktown Community and Cultural Center:** The YCCC is the home of the Senior Nutrition Center, the Town's Planning Department and Museum. It is also used by the Town's Parks and Recreation Department and a variety of community organizations, including several senior citizen clubs, to provide a wide range of cultural, social, recreational and entertainment programs. The Town also leases space in the building to private entities, including the Yorktown Stage.



# Table of Contents

	page
Departmental Descriptions	
Budget Procedure	1
Town Demographics	2
Exemption Impact Report	3
Budget Summary	5
Budgeted Revenues by Category (graph)	6
Budgeted Expenditures by Category (graph)	7
Budgeted Appropriations by Fund (graph)	8
Expenditure Comparison Prior v Current (graph)	9
Major Changes to Expenditures	10
Change in Tax Rate (graph)	11
Current v Prior Year Budget	12
Tax Rate Summary	13
Tax Implications	14
Assessed Valuation (graph)	15
Fund Balance by Category	16
Four Year Model	17
Yorktown Central School District Tax Illustration (pie chart)	18
Lakeland Central School District Tax Illustration (pie chart)	19
<b>General Fund</b>	
Revenue	20
Expenditures:	Appropriation Code
Legislative Board	A.1010 24
Justice Court	A.1110 24
Office of the Supervisor	A.1220 25
Comptroller's Office	A.1315 26
Auditor	A.1320 27
Receiver of Taxes	A.1330 27
Purchasing	A.1345 28



General Fund continued	Appropriation Code	page
Town Assessor	A.1355	28
Town Clerk	A.1410	29
Legal	A.1420	30
Engineering	A.1440	31
Elections	A.1450	32
Town Hall	A.1620	33
Yorktown Community & Cultural Center	A.1625	33
Building Maintenance	A.1630	34
Public Safety	A.1640	35
Central Services	A.1670	35
Insurance	A.1910	36
Municipal Association Dues	A.1920	36
Taxes on Town Property	A.1950	36
Refund of Real Property Taxes	A.1964	36
Contingency	A.1990	36
Police Department	A.3120	36
Jail	A.3150	39
Traffic Control	A.3310	39
Building Department	A.3620	39
Civil Defense	A.3640	40
Health Service	A.4562	40
Highway Administration	A.5010	40
Street Lighting	A.5182	41
Veteran's Services	A.6510	41
Senior Citizen Nutrition Center	A.6772	41
Recreation Administration	A.7020	42
Parks	A.7110	43
Norwest	A.7145	45
Beach / Pool	A.7180	45
Aquatics	A.7190	46
Central Garage	A.7215	46
Family & Special Events	A.7270	47
Camp Programs	A.7310	47
Youth Programs	A.7320	48


<b>General Fund continued</b>	<b>Appropriation Code</b>	<b>page</b>
Museum	A.7450	48
Adult Programs	A.7610	48
Senior Programs	A.7620	49
Zoning	A.8010	49
Planning Department	A.8020	49
Section 8 Housing	A.8030	50
Conservation Board	A.8090	51
Employee Benefits	A.9000	51
Debt Service	A.9700	52
Bond Anticipation Notes	A.9730	52
Transfers	A.9901	52
Transfers	A.9950	52
<b>Highway</b>	<b>Fund</b>	
Highway Fund Revenues	D	53
Highway Fund Expenditures	D	54
<b>Library</b>		
Library Fund Revenues	L	58
Library Fund Expenditures	L	59
<b>Water</b>		
Water District Revenues	SW	61
Water District Expenditures	SW	62
Kitchawan Water District Revenues	SW2	67
Kitchawan Water District Expenditures	SW2	68
<b>Refuse</b>		
Refuse District Revenues	SR	69
Refuse District Expenditures	SR	70

<b>Sewer</b>	Fund	page
Clover Road Sewer District Revenue	GA	73
Clover Road Sewer District Expenditures	GA	74
Mohegan East Sewer District Revenue	GB	75
Mohegan East Sewer District Expenditures	GB	76
Mohegan West Sewer District Revenue	GC	77
Mohegan West Sewer District Expenditures	GC	78
Hunterbrook Sewer District Revenue	GD	79
Hunterbrook Sewer District Expenditures	GD	80
Bonnie & Jill Sewer District Revenue	GE	81
Bonnie & Jill Sewer District Expenditures	GE	82
Oakside Sewer District Revenue	GF	83
Oakside Sewer District Expenditures	GF	84
Overlook Sewer District Revenue	GG	85
Overlook Sewer District Expenditures	GG	86
Suncrest Sewer District Revenue	GH	87
Suncrest Sewer District Expenditures	GH	88
Gomer Street Sewer District Revenue	GI	89
Gomer Street Sewer District Expenditures	GI	90
Hunterbrook / 202 Extension Sewer District Revenue	GJ	91
Hunterbrook / 202 Extension Sewer District Expenditures	GJ	92
Osceola Sewer District Revenue	OS	93
Osceola Sewer District Expenditures	OS	94
Yorktown Sewer District Revenue	YS	95
Yorktown Sewer District Expenditures	YS	96
<b>Debt</b>		
Schedule of Serial Bond Indebtedness		100
Debt Schedule Spreadsheet		101
Schedule of Bond Anticipation Notes Indebtedness		102
<b>Special</b>		
<b>Capital Plan</b>		103
Capital Plan by Department		104

	Fund	page
<b>Emergency Medical Services</b>		109
Emergency Medical Services Revenue	SM	110
Emergency Medical Services Expenditures	SM	111
<b>Park and Improvement Districts</b>		112
Amazon Park District Revenue	AP	113
Amazon Park District Expenditures	AP	114
Bethel Acres Park District Revenue	BA	115
Bethel Acres Park District Expenditures	BA	116
Mohegan Lake Improvement Park District Revenue	ID	117
Mohegan Lake Improvement Park District Expenditures	ID	118
Mohegan Beach Park District Revenue	MB	120
Mohegan Beach Park District Expenditures	MB	121
Mohegan Highlands Park District Revenue	MH	122
Mohegan Highlands Park District Expenditures	MH	123
Shrub Oak Community Park District Revenue	SC	124
Shrub Oak Community Park District Expenditures	SC	125
Shrub Oak Lake Park District Revenue	SL	126
Shrub Oak Lake Park District Expenditures	SL	127
<b>Employee Salaries</b>		
Employee Salary Information		128
Full Time Positions Budgeted		129
Salary Listing		130
<b>Fire District Budgets</b>		
Lake Mohegan Fire District		139
Yorktown Heights Fire District		143

## BUDGET PROCEDURE

- What is a budget? A budget is an orderly financial plan for the operation of government. The plan sets forth the proposed appropriations necessary to carry out activities for a year and the proposed means of financing. The budget is an estimate of planned expenditures and financing sources.
- The Supervisor of the Town of Yorktown, as Chief Executive and Chief Fiscal Officer, under New York State Town Law section 106, prepares a *Tentative Budget*, under the modified accrual basis, to be submitted to the Town Board and public for its review and comment by October 30 of each fiscal year. In creating the tentative budget the Supervisor will have requested and received from each department of the Town government estimates of the costs and revenues associated with its operations by October 20
- The Town Board met with various department heads on November 14<sup>th</sup> & 15<sup>th</sup>, 2018 to discuss the tentative budget. The Board adopted a Preliminary budget on November 15, 2018 for general public comment in December at a public hearing.
- The Public Hearing on the Preliminary Budget will be held on December 4, 2018
- Based on public comment, the Town Board will determine what, if any, revisions are appropriate and may vote to adopt the final budget on December 4, 2018 but no later than December 20, 2018.
- The budget must be recorded in the minutes of the Town Board. The budget takes effect on January 1, 2019 and constitutes the annual budget of the Town for the next fiscal year.
- If the Town Board fails to adopt a budget by December 20, 2018, the Preliminary budget adopted by the Town Board On November 15, 2018 would constitute the budget for the ensuing fiscal year.
- The Town Board, during the fiscal year, may, by resolution, make additional appropriations or increase existing appropriations and provide appropriate financing. The Town Board also may, by resolution, authorize the transfer of moneys, contingent appropriations and unexpended balances so long as said transfers are within the same fund.



# YORKTOWN

## MUNICIPAL PROFILES IN WESTCHESTER COUNTY, NEW YORK

American Community Survey, 2005-2009

### POPULATION DATA

<b>Total Population:</b>	37,538
<b>Area and density:</b>	18.4
Square miles:	2,040.1
Persons per square mile:	1
<b>Population by race and Hispanic origin</b>	
White:	32,881
Black:	981
American Indian:	35
Asian and Pacific Islander:	2,001
Other:	1,297
Two or more races:	343
Hispanic (may be of any race):	3,139
<b>Ability to speak English</b>	
People in language group cannot speak English well:	70
Spanish Speaking:	1,772
Other Indo-European:	3,398
Asian Speaking:	1,176

<b>Age</b>	
Under 5:	1,869
5-17:	7,729
18-34:	5,234
35-64:	17,624
65-84:	4,227
85 and over:	855
<b>Place of birth and citizenship</b>	
Native:	32,750
Born in New York State:	29,526
Born in Different State:	2,770
US Citizen Not Born in US:	454
Foreign Born:	4,788
Naturalized Citizen:	3,091
Not a Citizen:	1,697

<b>Top countries of origin</b>	
Italian:	10,424
Irish:	5,704
German:	2,451
Russian:	1,527
Polish:	1,455

<b>Place of birth and citizenship</b>		
Native:	32,750	87.2%
Born in New York State:	29,526	78.7%
Born in Different State:	2,770	7.4%
US Citizen Not Born in US:	454	1.2%
Foreign Born:	4,788	12.8%
Naturalized Citizen:	3,091	8.2%
Not a Citizen:	1,697	4.5%

### HOUSEHOLD DATA

<b>Total Households:</b>	13,128
<b>Average household size:</b>	2.85
<b>Family Households (families):</b>	
Families with own children under 18:	10,225
Married-couple families:	9,271
Married-couples with children under 18:	8,762
Female-headed households:	4,289
Children in Female-headed households:	1,156
Non-family households:	1,233
Householder living alone:	3,354
Householder 65+ living alone:	2,592
Householder 18 living in single-parent households:	1,283

### HOUSING DATA

<b>Total housing units:</b>	13,494
<b>Housing occupancy and tenure</b>	
Occupied housing units:	13,128
Vacant units:	366
Owner-occupied:	11,233
Renter-occupied:	1,895
<b>Housing units in structure</b>	
Single-family:	10,886
2 to 9 units:	1,925
10 to 19 units:	354
20 to 49 units:	57
50 or more units:	254
Mobile home / other:	0
<b>Year housing built</b>	
Median Year Built:	1965
2000 or later:	708
1990 to 2000:	1,171
1980 to 1989:	2,235
1970 to 1979:	1,628
1960 to 1959:	2,663
1950 to 1949:	3,053
1949 or earlier:	1,965

<b>Monthly renter costs</b>	
Average rent:	\$1,018
<b>Housing Units by Range in Rent</b>	
Total specified renter units:	1,895
<\$500:	317
\$500—800:	246
\$800—1,249:	513
\$1,250—2,000:	552
\$2,000 or more:	216
No cash rent:	51
<b>Cost-burdened households</b>	
Total specified household:	10,401
Cost-Burdened Renters:	834
Cost-Burdened Owners w/ mortgage:	3,692

<b>Overcrowded housing units</b>	
Total occupied housing units:	13,128
Persons per room	13.021
1 or less:	102
1 to 1/12:	0
1 1/2 to 2:	5
2 or more:	0

### EDUCATION DATA

<b>Educational attainment</b>	
Total persons 25 and over:	25,166
No HS Diploma:	1,411
High School Graduate:	5,992
Some College:	4,450
Associate's:	1,385
Bachelor's:	5,990
Graduate Degree or Higher:	5,938

<b>School enrollment</b>	
Total persons 3 and over enrolled in school:	10,659
Preschool / Kindergarten:	1,128
Elementary:	4,785
High School:	2,541
College:	1,624
Graduate or Professional School:	581

### EMPLOYMENT DATA

<b>Employment</b>	
Total civilian labor force:	20,141
<b>Occupation of residents</b>	
Total employed residents:	19,037
Management:	9,406
Services:	2,160
Sales and office:	5,185
Construction:	1,497
Production and transport:	780
Farming:	9

<b>Residents commuting to work</b>	
Average travel time to work:	32 minutes
Total commuters 16 and over:	17,571
Drove to work alone:	14,405
Carpooled:	1,622
Public transportation:	1,053
Other means:	441
Worked at home:	1,075

### INCOME DATA

<b>Household income</b>	
Per capita:	\$45,378
Average household:	\$105,366
Average family:	\$129,224
<b>Households by Income Range</b>	
Total households:	13,128
Less than \$15,000:	634
\$15,000 to \$29,999:	844
\$30,000 to \$44,999:	1,082
\$45,000 to \$59,999:	1,010
\$60,000 to \$74,999:	862
\$75,000 to \$99,999:	1,689
\$100,000 to \$149,999:	3,077
\$150,000 or more:	3,930

<b>Poverty status</b>	
Total poverty universe**:	37,411
Total persons in poverty:	701



Prepared by:  
Westchester County Department of Planning  
148 Martine Avenue  
White Plains, New York 10601  
(914) 995-4400

Source:  
U.S. Census Bureau American Community Survey (ACS) 2005-2009. Note that this data is based on a sample, and contains a margin of error which can be obtained through the Census Bureau's American Factfinder website. For information on the difference between the ACS and the Decennial Census, see:  
<http://planning.westchester.gov/census-and-statistics>

\*Square mileage represents land area and inland water-bodies, but does not include Hudson River or Long Island Sound areas and their inlets within a municipality.

\*\*The Total Poverty Universe number differs from the Total Population number because not all people included in the American Community Survey sample reported on their income. For more information visit the American Factfinder on the U.S. Census Bureau website.

### Exemption Impact Report

Assessment Year: 2018

County: Westchester  
 SWIS Code: 555400

Town Value Report

Municipality: Yorktown  
 Total Assessed Val: 152,395,721  
 Uniform Percentage: 2.35

Equalized Total Assessed Value = 6,484,924,297

Exempt Code	Description	Statutory Authority	# of Exempts	Total Equalized Value of Ex	% of Value Exempted
10100	SPECIAL DISTRICT	RP TL 410	8	2,055,319	0.03
12100	ST OWNED	RP TL 404(1)	48	133,494,042	2.06
13100	CNTY OWNED	RP TL 406(1)	18	38,387,234	0.59
13360	NYC AQUEDUCT	RP TL 406(4)	40	67,629,361	1.04
13500	TOWN OWNED	RP TL 406(1)	351	110,271,276	1.70
13800	SCHL OWNED	RP TL 408	16	366,261,702	5.65
13850	BOGES	RP TL 408	14	11,512,765	0.18
13870	SP/DST OWN	RP TL 410	4	248,936	0.00
14110	POST OFFIC	State L 54	1	3,051,063	0.05
14200	FOREIGN GO	RP TL 418	9	3,778,723	0.06
21600	CLERGY-RES	RP TL 462	3	1,468,085	0.02
25110	RELIGIOUS	RP TL 420-a	40	53,989,787	0.83
25120	EDUCATIONL	RP TL 420-a	37	36,586,170	0.56
25130	CHARITABLE	RP TL 420-a	3	2,068,085	0.03
25230	MENTAL IMP	RP TL 420-a	6	2,978,723	0.05
25300	OTH NONPRE	RP TL 420-b	14	13,510,638	0.21
26050	AGR. SOCIETY	RP TL 450	2	1,300,000	0.02
26100	VEVS ORG.	RP TL 452	1	342,553	0.01
26400	INC VOL FR	RP TL 464(2)	13	13,717,021	0.21
27350	CEMETERY	RP TL 446	3	638,297	0.01
28120	DISABLED RESIDENCE	RP TL 422	4	2,448,936	0.04
28520	NURSING HOME	RP TL 422	3	3,540,425	0.05
28540	MENTAL/DISABLE	RP TL 422	6	3,748,936	0.06
29350	LIBRARY	RP TL 438	2	8,131,914	0.13
33551	TOWN IN REM	RP TL 406(5)	13	563,829	0.01
41101	VETERANS	RP TL 458	148	25,269,021	0.39
41121	WAR VET CT	RP TL 458-a	635	27,745,829	0.43
41131	COMBAT VET CT	RP TL 458-a	377	27,019,829	0.42
41141	DISABLED VET CT	RP TL 458-a	127	11,575,148	0.18
41161	COLD WAR VET	RP TL 458-b	105	4,668,340	0.07
41171	DIS. COLD WAR VET	RP TL 458-b	7	241,617	0.00
41400	CLERGY	RP TL 460	3	191,489	0.00
41681	C/T VOL FIRE & AMB	RP TL 466-c, d, e, g	43	1,566,893	0.02
41720	AG-COUNTY	Ag-Mkts L 305	22	5,794,978	0.09
41800	AGED-ALL C/T/S	RP TL 467	96	11,594,000	0.18
41801	AGED-CTY/TOWN	RP TL 467	214	16,523,617	0.25
41930	DSBL-INCOM C/T/S	RP TL 459-c	7	292,340	0.00
41931	DSBL-INCOM C/T	RP TL 459-c	3	436,297	0.01
42100	AG BUILDING	RP TL 483-a	2	317,021	0.00
42460	FORESTED LAND	RP TL 480-a	3	411,021	0.01
47613	BS IMP - T	RP TL 485-b	1	674,468	0.01
48510	LIMITED PROFIT	PHFL 33(1)(a)	2	3,946,808	0.06
	<b>Total Exemptions (No System EX's)</b>		<b>2,454</b>	<b>1,019,992,536</b>	<b>15.73</b>

### Exemption Impact Report

Assessment Year: 2018

County: Westchester  
 SVIS Code: 555400

Town Value Report

Municipality: Yorktown  
 Total Assessed Val: 152,395,721  
 Uniform Percentage: 2.35

Equalized Total Assessed Value = 6,484,924,297

Exempt Code	Description	Statutory Authority	# of Exempts	Total Equalized Value of EX	% of Value Exempted
Total Exemptions (with System EX's)			2,454	1,019,992,536	15.73

Values have been equalized using the Uniform Percentage of Value.

The Exempt amounts do not take in to consideration payments in lieu of taxes or other payments for municipal services.


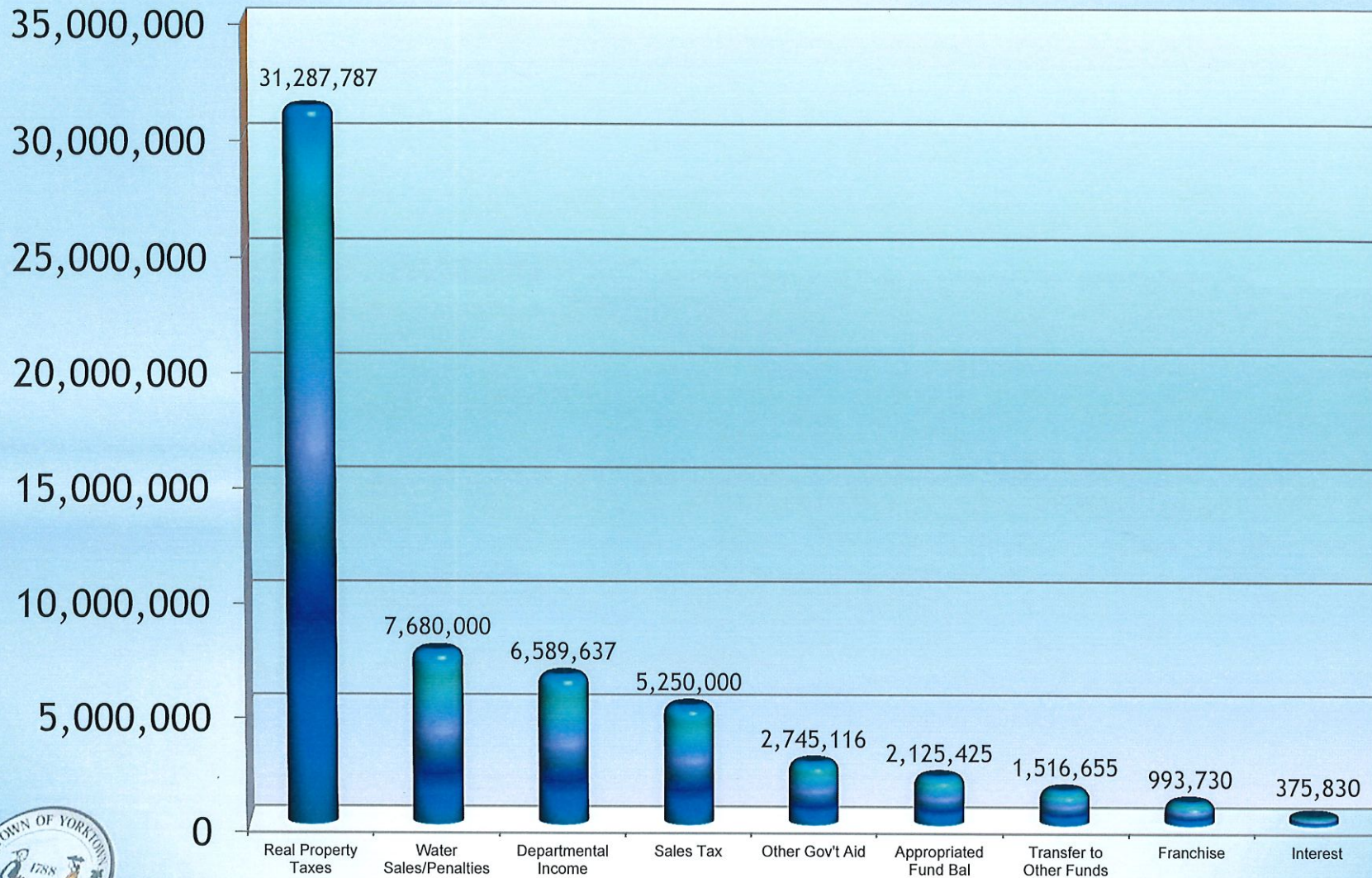
Amount, if any, attributable to payments in lieu of taxes: \_\_\_\_\_



2019 Preliminary Budget Summary								
Fund	Code	2019 Appropriations	2019 Revenue	Appropriated Fund Balance	2019 Tax Levy	2019 Tax Rate	2018 Tax Rate	% Change
General	A	29,955,845	14,812,720	1,100,000	14,043,125			
Highway	D	6,229,575	625,400	50,000	5,554,175			
Library	L	2,660,865	458,000	150,000	2,052,865			
Subtotal		38,846,285	15,896,120	1,300,000	21,650,165	169.53	165.15	2.65
Parks								
Amazon Park	AP	12,250	250		12,000	34.35	34.99	-1.82
Bethel Acres	BA	2,000			2,000	10.20	10.20	0.04
Mohegan Improvement	ID	122,280	11,630	36,550	74,100	9.48	9.50	-0.20
Mohegan Beach	MB	64,875	1,000	8,875	55,000	27.28	27.28	-0.01
Mohegan Highlands	MH	29,500	400		29,100	53.05	51.73	2.55
Shrub Oak Community	SC	67,125	1,500	2,000	63,625	91.55	91.73	-0.19
Shrub Oak Lake	SL	12,250	750	3,000	8,500	9.77	9.77	0.02
Sewers								
Osceola Sewer	OS	41,500	1,250		40,250	15.19	15.26	-0.44
Yorktown Sewer	YS	4,027,600	1,385,271	300,000	2,342,329	572.00	572.17	-0.03
Bonnie & Jill Sewer	GE	15,350			15,350	249.92	259.69	-3.76
Clover Road Sewer	GA	0			0	0.00	0.00	
Mohegan East Sewer	GB	222,970	500		222,470	343.60	343.50	0.03
Mohegan West Sewer	GC	62,625	500		62,125	195.17	196.97	-0.92
Hunterbrook Sewer	GD	291,805	2,000		289,805	167.59	140.48	19.30
Oakside Sewer	GF	63,530	1,000	10,000	52,530	236.83	236.02	0.35
Hunterbrook Ext 202	GJ	171,600	2,250	46,000	123,350	277.58	278.71	-0.40
Suncrest Sewer	GH	45,900	1,000		44,900	769.23	667.29	15.28
Gomer Street Sewer	GI	40,900	300		40,600	484.08	434.60	11.39
Overlook Sewer	GG	89,500	1,000	10,000	78,500	579.85	501.18	15.70
Various								
Open Space	C		0					
Emergency Medical	SM	631,000	27,500		603,500	4.61	4.52	2.07
Special Refuse	SR	4,248,485	67,750		4,180,735	374.81	366.39	2.30
Water District	SW	9,421,550	7,723,000	407,000	1,291,550	11.58	11.31	2.40
Kitchawan Water District	SW2	33,300	26,000	2,000	5,300	2.59	2.57	0.92
Grand Total		58,564,180	25,150,971	2,125,425	31,287,784			

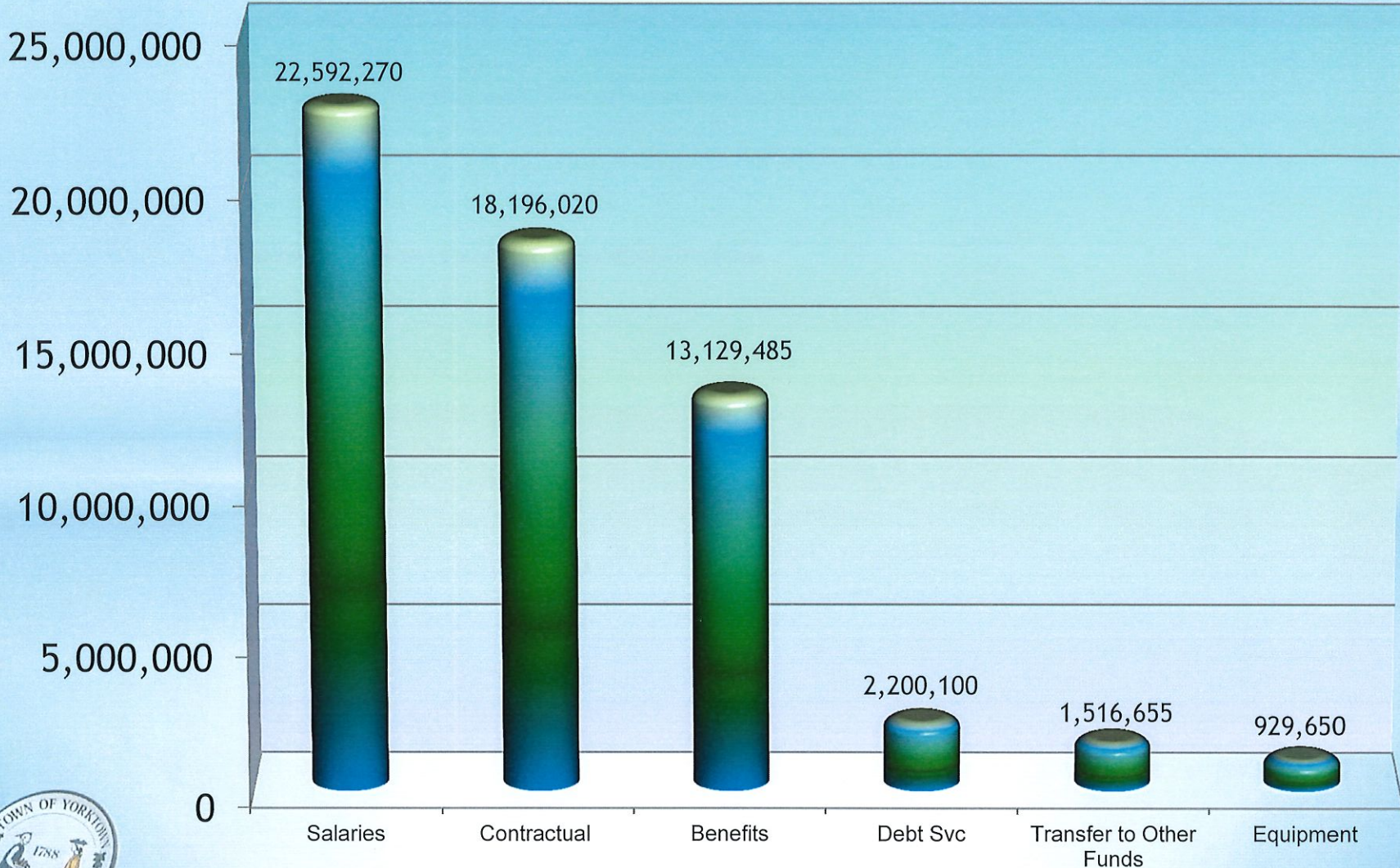
# 2019 Budgeted Revenues by CATEGORY

## \$ 58,564,180



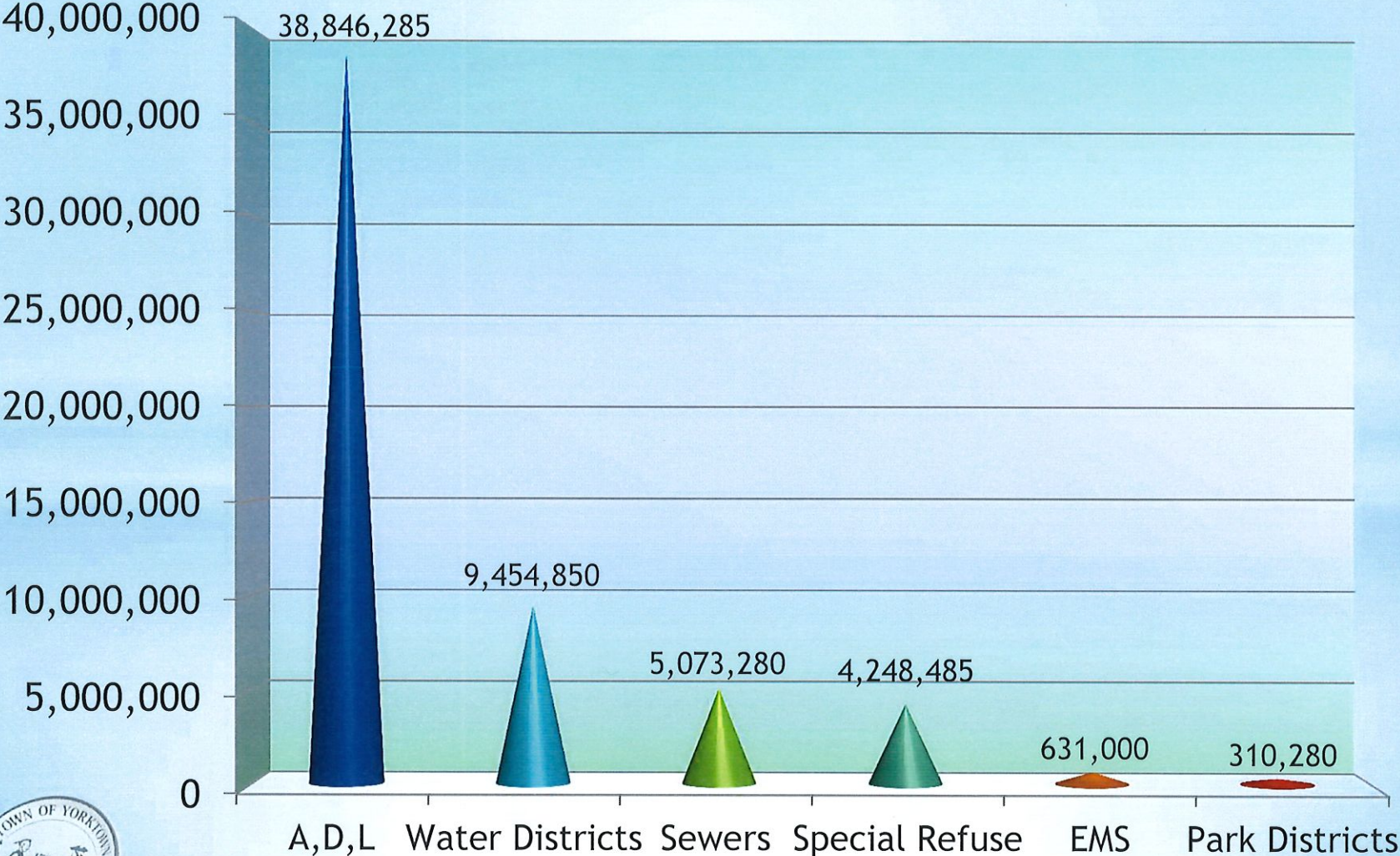
# 2019 Budgeted Expenditures by CATEGORY

## \$ 58,564,180

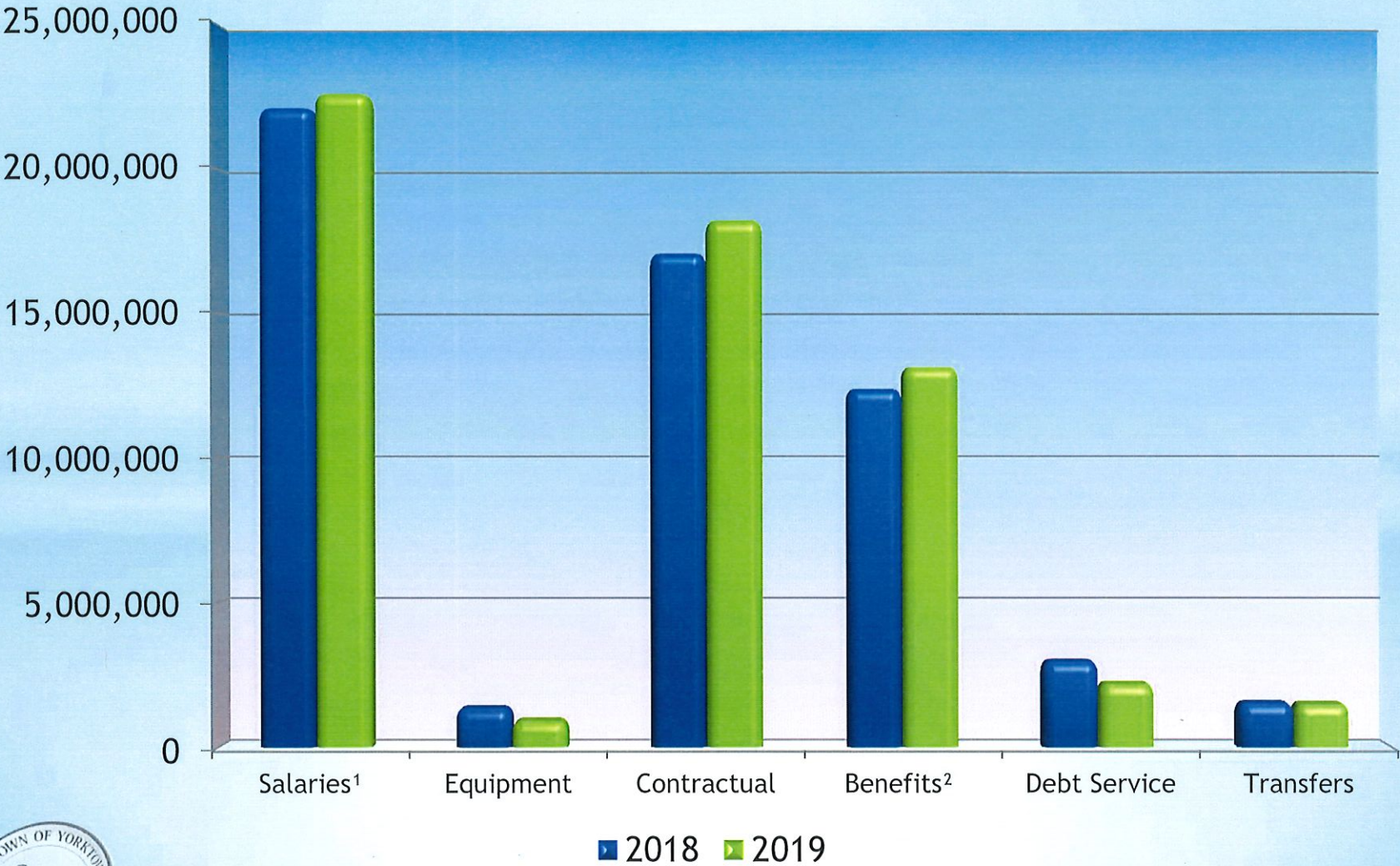


# 2019 Budgeted Appropriations by FUND

## \$ 58,564,180




# Expenditure Comparison 2018 vs. 2019



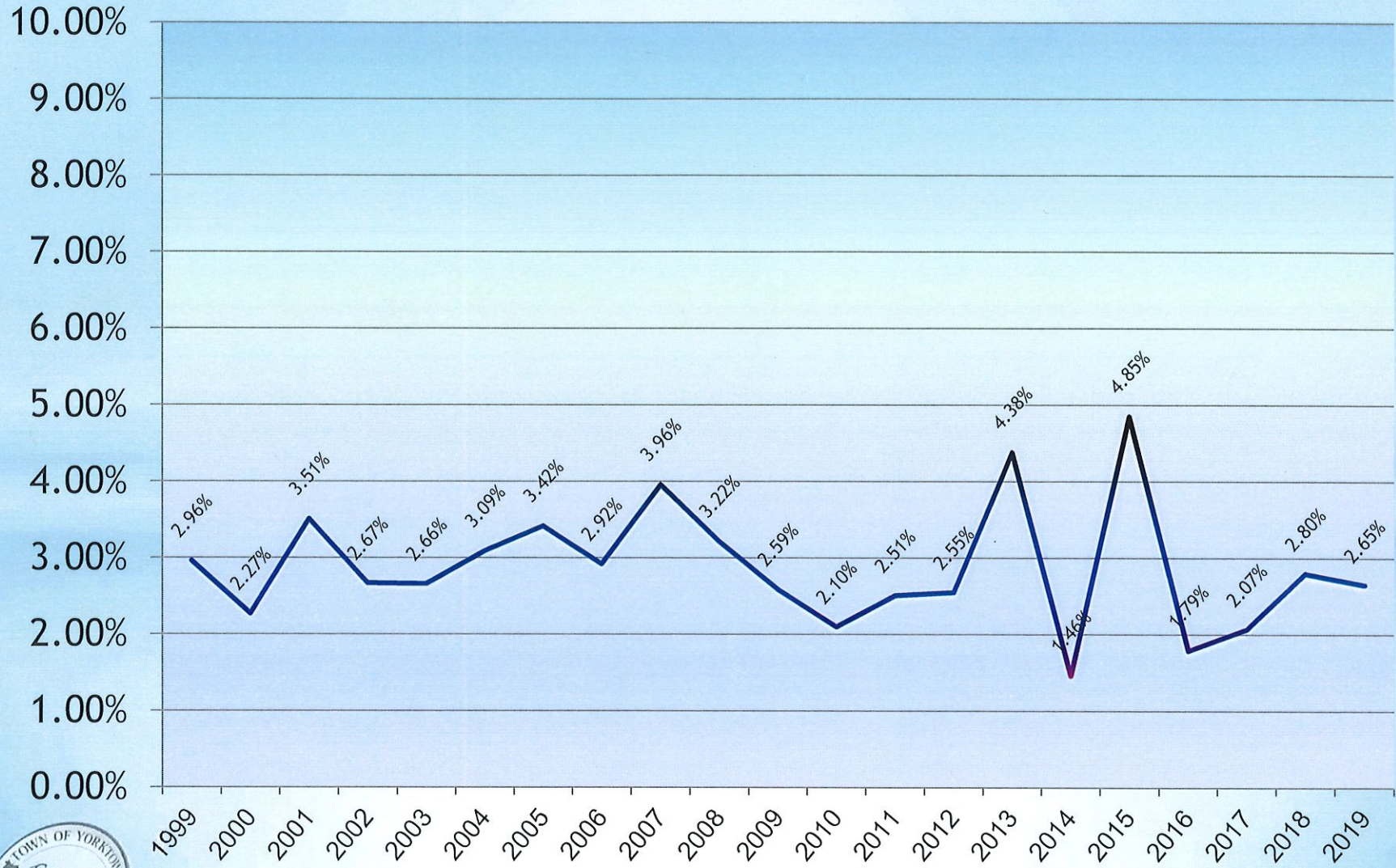
Salaries<sup>1</sup>-include PT, OT, Longevity, Lump Sum, Seasonal, Holiday Pay, Lump Vac, Stipend, Night Diff  
 Benefits<sup>2</sup>-include Med, Dental, Vision, Retirement, Payroll & MTA Tax, Workers Comp, EAP, Unemp, FSA Admin, Emp Testing

## Major Changes to Expenditures

Description	2018	2019	Difference
Medical (Active)	4,002,900	4,416,350	413,450
Medical (Retirees)	1,164,000	1,365,000	201,000
Paramedic Contract	615,800	631,000	15,200
Paving	500,000	550,000	50,000
Refuse Contract	2,000,000	2,050,000	50,000
Retirement	2,670,000	2,761,700	91,700
Retirement - Police	1,975,000	2,075,500	100,500
Salary	12,691,005	12,866,820	175,815
Salary - Police	6,166,750	6,414,500	247,750
Sludge Removal	150,000	210,000	60,000
Snow - Materials	400,000	475,000	75,000
Snow - OT	300,000	325,000	25,000
Water - Fluoridation	-0-	700,000	700,000
<b>Actual Expense</b>	<b>2017</b>	<b>2018</b> <i>(as of 11/26/18)</i>	
Workers Comp <i>Includes Medical claims, Expenses, Scheduled Loss of Use (SLU), Indemnity</i>	863,909	427,892	



# % Change in Tax Rate



Current vs Prior Budget Comparison

2019 Preliminary Budget Summary

Fund	Appropriations	Less Revenues	Less Fund Balance	Tax Levy
General	29,955,845	14,812,720	1,100,000	14,043,125
Highway	6,229,575	625,400	50,000	5,554,175
Library	2,660,865	458,000	150,000	2,052,865
Total	38,846,285	15,896,120	1,300,000	21,650,165

2018 Assessment	127,705,737	Tax levy change 18 to 19	612,850
2019 Tax Rate	169.53	Tax rate change 18 to 19	2.65%

2018 Adopted Budget Summary

Fund	Appropriations	Less Revenues	Less Fund Balance	Tax Levy
General	28,929,825	14,226,705	1,075,000	13,628,120
Highway	5,994,250	603,410	0	5,390,840
Library	2,542,105	448,750	75,000	2,018,355
Total	37,466,180	15,278,865	1,150,000	21,037,315

2017 Assessment	127,382,169	Tax levy change 17 to 18	617,835
2018 Tax Rate	165.15	Tax rate change 17 to 18	2.80%

2017 Adopted Budget Summary

Fund	Appropriations	Less Revenues	Less Fund Balance	Tax Levy
General	28,180,470	13,818,470	925,000	13,437,000
Highway	5,536,625	493,250	0	5,043,375
Library	2,434,105	445,000	50,000	1,939,105
Total	36,151,200	14,756,720	975,000	20,419,480

2016 Assessment	127,094,241	Tax levy change 16 to 17	488,187
2016 Tax Rate	160.66	Tax rate change 16 to 17	2.07%



TAX RATE SUMMARY					
GENERAL, HIGHWAY, LIBRARY					
1990 - 2019					
Year	Assessed Valuation	Assessed Valuation % Change	Tax Rate	Tax Rate % Change	A,D,L Appropriations
1990	126,910,375	0.76	81.16	4.32	17,569,154
1991	128,582,815	1.32	87.56	7.89	18,010,412
1992	127,027,967	(1.21)	81.22	(7.24)	18,158,247
1993	123,543,326	(2.74)	77.18	(4.98)	17,481,319
1994	120,545,172	(2.43)	77.28	0.13	17,706,464
1995	119,903,456	(0.53)	83.66	8.26	17,882,812
1996	119,729,423	(0.15)	87.43	4.51	18,423,170
1997	120,863,316	0.95	91.24	4.36	18,650,219
1998	121,666,212	0.66	93.26	2.22	19,532,407
1999	121,630,651	(0.03)	96.02	2.96	20,147,977
2000	122,800,742	0.96	98.20	2.27	20,848,397
2001	123,384,858	0.48	101.64	3.51	21,487,339
2002	121,887,988	(1.21)	104.35	2.67	22,508,060
2003	123,290,428	1.15	107.13	2.66	23,525,043
2004	123,725,905	0.35	110.44	3.09	26,182,512
2005	124,431,662	0.57	114.22	3.42	27,701,411
2006	124,783,381	0.28	117.56	2.92	28,426,488
2007	124,833,331	0.04	122.21	3.96	29,594,448
2008	125,025,377	0.15	126.15	3.22	30,594,642
2009	125,922,341	0.72	129.41	2.59	30,009,098
2010	127,310,141	1.10	132.13	2.10	29,972,125
2011	127,412,430	0.08	135.45	2.51	30,038,243
2012	126,638,090	(0.61)	138.91	2.55	30,948,122
2013	126,568,929	(0.05)	144.99	4.38	32,424,674
2014	126,248,104	(0.25)	147.49	1.46	33,814,063
2015	126,577,490	0.26	154.64	4.85	34,992,549
2016	126,617,107	0.03	157.41	1.79	35,277,154
2017	127,094,241	0.38	160.66	2.07	36,151,200
2018	127,382,169	0.23	165.15	2.80	37,466,180
2019	127,705,737	0.25	169.53	2.65	38,846,285

## 2019 Preliminary Budget Tax Implications

Tax implications for the typical Yorktown homeowner with an assessed valuation of \$10,000:

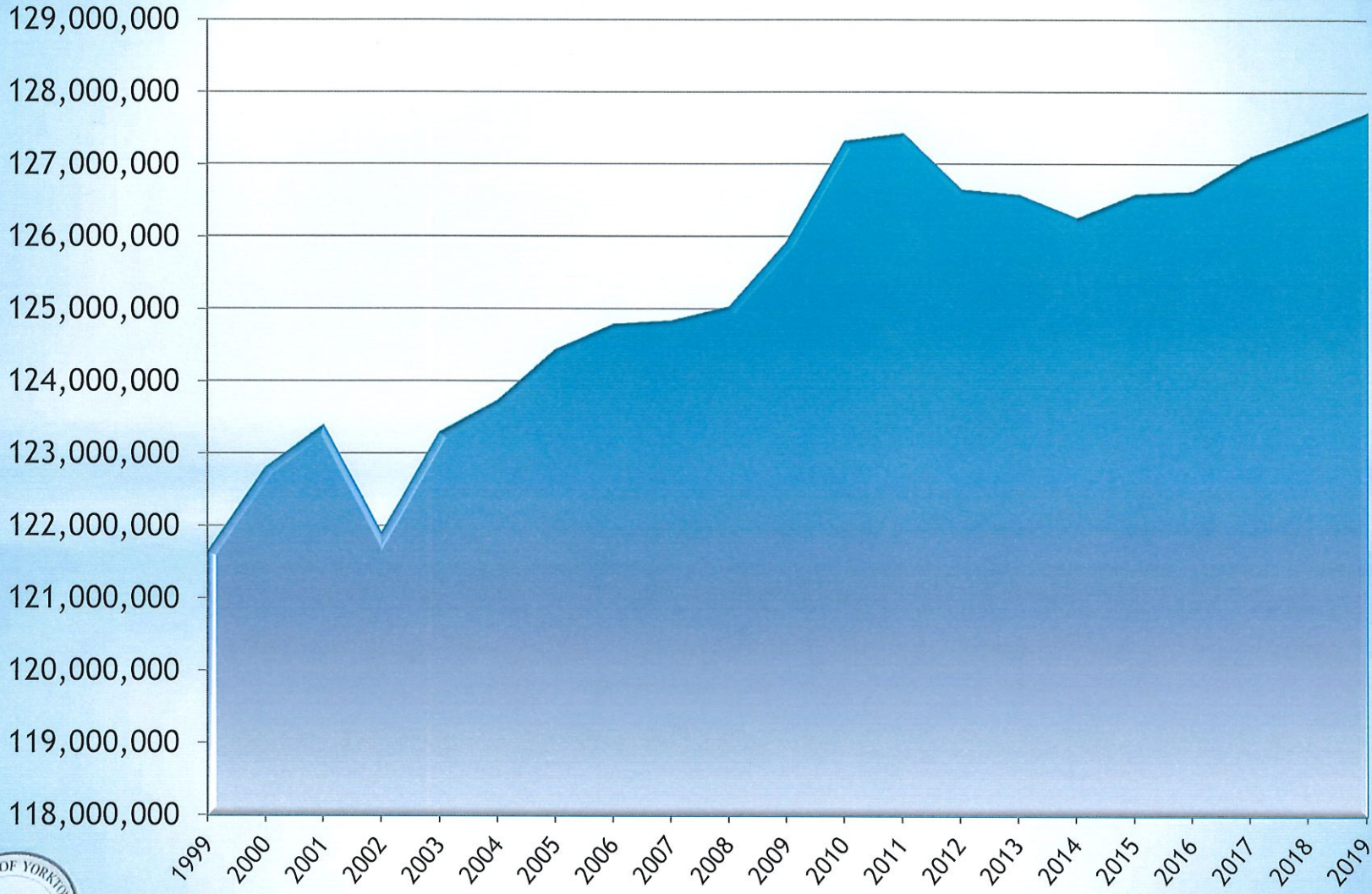
Town tax bill for typical resident with Town utilities:			change in rate
General, Highway and Library	1,695.32	increase from 2018	4.38
Water District	115.81	increase from 2018	0.27
Refuse District	374.81	increase from 2018	8.42
Emergency Medical Services	46.14	increase from 2018	0.09
<b>Total</b>	<b>2,232.07</b>		

2019 Typical Assessment Tax Bill with utilities	2,232.07
2018 Typical Assessment Tax Bill with utilities	2,176.13
% Change	2.57

Town tax bill for typical resident without Town utilities:			change in rate
General, Highway and Library	1,695.32	increase from 2018	4.38
Refuse District	374.81	increase from 2018	8.42
Emergency Medical Services	46.14	increase from 2018	0.09
<b>Total</b>	<b>2,116.26</b>		

2019 Typical Assessment Tax Bill without utilities	2,116.26
2018 Typical Assessment Tax Bill without utilities	2,063.08
% Change	2.58

# Assessed Valuation



Fund Balance by Category							
			Non Spendable	Restricted	Assigned	Unassigned	Total
			Fund Balance	Fund Balance	Fund Balance	Fund Balance	Fund Balance
		Code	12/31/2017	12/31/2017	12/31/2017	12/31/2017	12/31/2017
Fund	General	A	620,120	722,693	1,793,134	7,365,889	10,501,836
	Highway	D	77,262	188,498	1,097,148		1,362,908
	Library	L	38,103	131,856	1,040,407		1,210,366
Parks	Amazon Park	AP			40,575		40,575
	Bethel Acres	BA			99		99
	Mohegan Improvement	ID			249,370		249,370
	Mohegan Beach	MB			105,626		105,626
	Mohegan Highlands	MH			41,366		41,366
	Shrub Oak Community	SC		27,477	146,302		173,779
	Shrub Oak Lake	SL			118,675		118,675
Sewers	Osceola Sewer	OS			185,283		185,283
	Yorktown Sewer	YS	31,105	608,990	5,124,227		5,764,322
	Bonnie & Jill Sewer	GE			3,271		3,271
	Clover Road Sewer	GA			51,979		51,979
	Mohegan East Sewer	GB			17,303		17,303
	Mohegan West Sewer	GC		10,906	34,883		45,789
	Hunterbrook Sewer	GD			176,483		176,483
	Oakside Sewer	GF		64,633	115,626		180,259
	Hunterbrook Ext 202	GJ			110,150		110,150
	Suncrest Sewer	GH			159,801		159,801
	Gomer Street Sewer	GI			24,711		24,711
	Overlook Sewer	GG		59,520	84,729		144,249
Various	Open Space	C			271,088		271,088
	Emergency Medical	SM			41,125		41,125
	Special Refuse	SR	20,539	89,329	579,050		688,918
Water	Water District	SW	48,670	438,951	2,128,678		2,616,299
	Kitchawan Water District	SW2			144,451		144,451
Debt	Debt Service (Stony St)	DS 20		60,063			60,063
	Fund Balance Definitions						
	Non Spendable Fund Balance	Cannot be spent because they are legally or contractually required to be maintained intact - Ex: prepaid items					
	Restricted Fund Balance	Can only be spent for certain purposes because of restrictions set by law. The State regulates establishment and funding					
	Assigned Fund Balance	These amounts are intended to be spent for a specific purpose expressed by the Town Board					
	Unassigned Fund Balance	These are amounts that are available to be spent for any Town purpose.					
		Only the General Fund can have an Unassigned Fund Balance					

2019 Projected Four Year Financial Model

2019 Preliminary Budget Summary

Fund	Appropriations	Less Revenues	Less Fund Balance	Tax Levy
General	29,955,845	14,812,720	1,100,000	14,043,125
Highway	6,229,575	625,400	50,000	5,554,175
Library	2,660,865	458,000	150,000	2,052,865
Total	38,846,285	15,896,120	1,300,000	21,650,165

2018 Assessment 127,705,737 Tax levy change 2018 to 2019 612,850  
 2019 Tax Rate 169.53 Tax rate change 2018 to 2019 2.65%

2020 Estimated Budget Summary

Fund	Appropriations	Less Revenues	Less Fund Balance	Tax Levy
General	30,704,741	14,960,847	0	15,743,894
Highway	6,385,314	631,654	0	5,753,660
Library	2,727,387	462,580	0	2,264,807
Total	39,817,442	16,055,081	0	23,762,361

2019 Assessment 128,989,180 Tax levy change 2019 to 2020 2,112,196  
 2020 Tax Rate 184.22 Tax rate change 2019 to 2020 8.66%

2021 Estimated Budget Summary

Fund	Appropriations	Less Revenues	Less Fund Balance	Tax Levy
General	31,472,360	15,110,456	0	16,361,904
Highway	6,544,947	637,971	0	5,906,977
Library	2,795,571	467,206	0	2,328,365
Total	40,812,878	16,215,632	0	24,597,246

2020 Assessment 130,285,521 Tax levy change 2020 to 2021 834,885  
 2021 Tax Rate 188.79 Tax rate change 2020 to 2021 2.48%

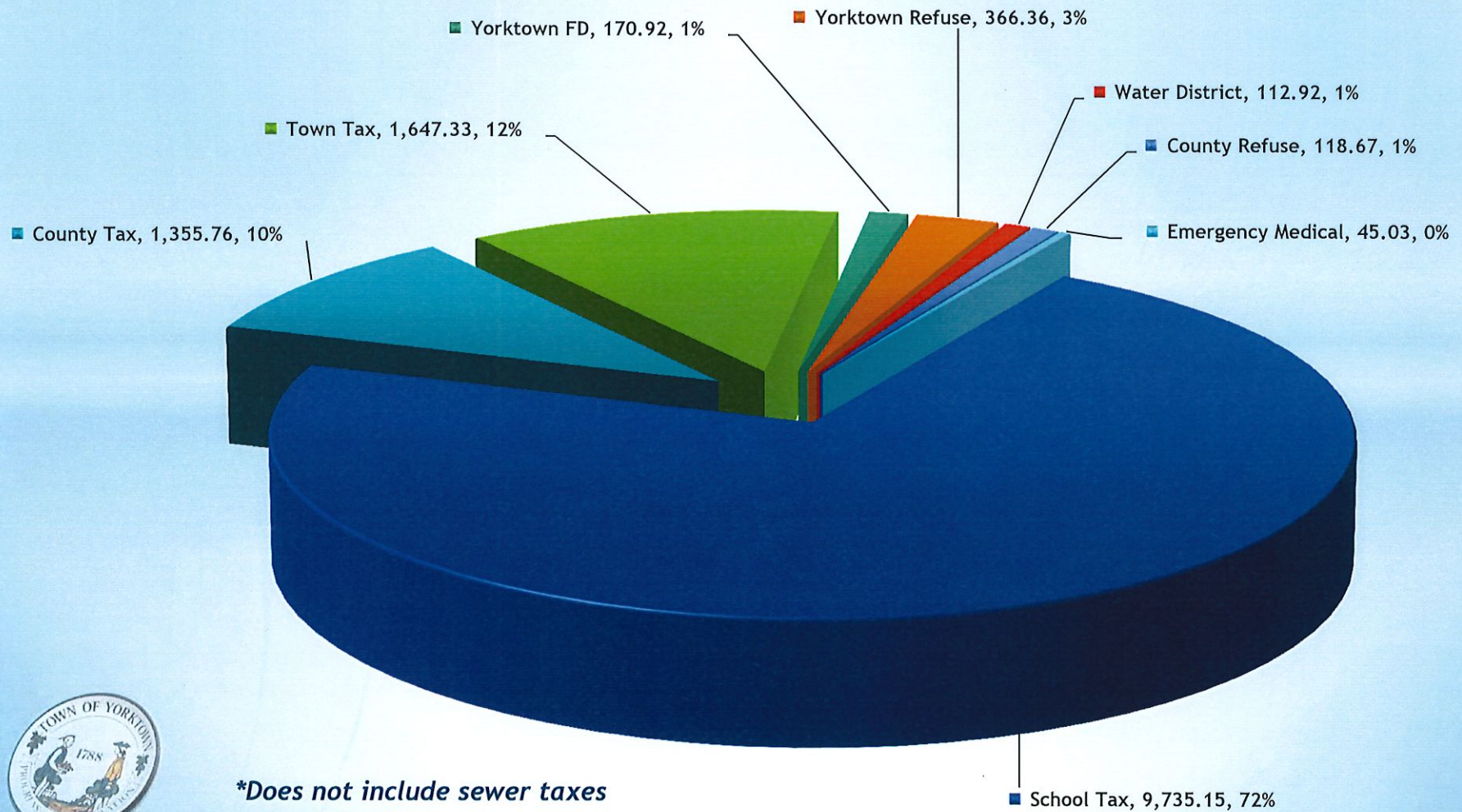
2022 Estimated Budget Summary

Fund	Appropriations	Less Revenues	Less Fund Balance	Tax Levy
General	32,259,169	15,261,560	0	16,997,608
Highway	6,708,571	644,350	0	6,064,221
Library	2,865,461	471,878	0	2,393,583
Total	41,833,200	16,377,788	0	25,455,412

2021 Assessment 131,594,890 Tax levy change 2021 to 2022 858,166  
 2022 Tax Rate 193.44 Tax rate change 2021 to 2022 2.46%

Inflationary assumptions: 1% per year for revenues and 2.5% expenditures  
 Assessed valuation assumptions: Increase of .5% for annually.  
 2019 Tentative Budget includes non-reoccurring expenditures  
**2020-2022 Estimated Budgets do not include a fund balance allocation**

# Tax Illustration of a \$10,000 Assessed Home Total 2018 Taxes: Yorktown School District \$13,552.14\*

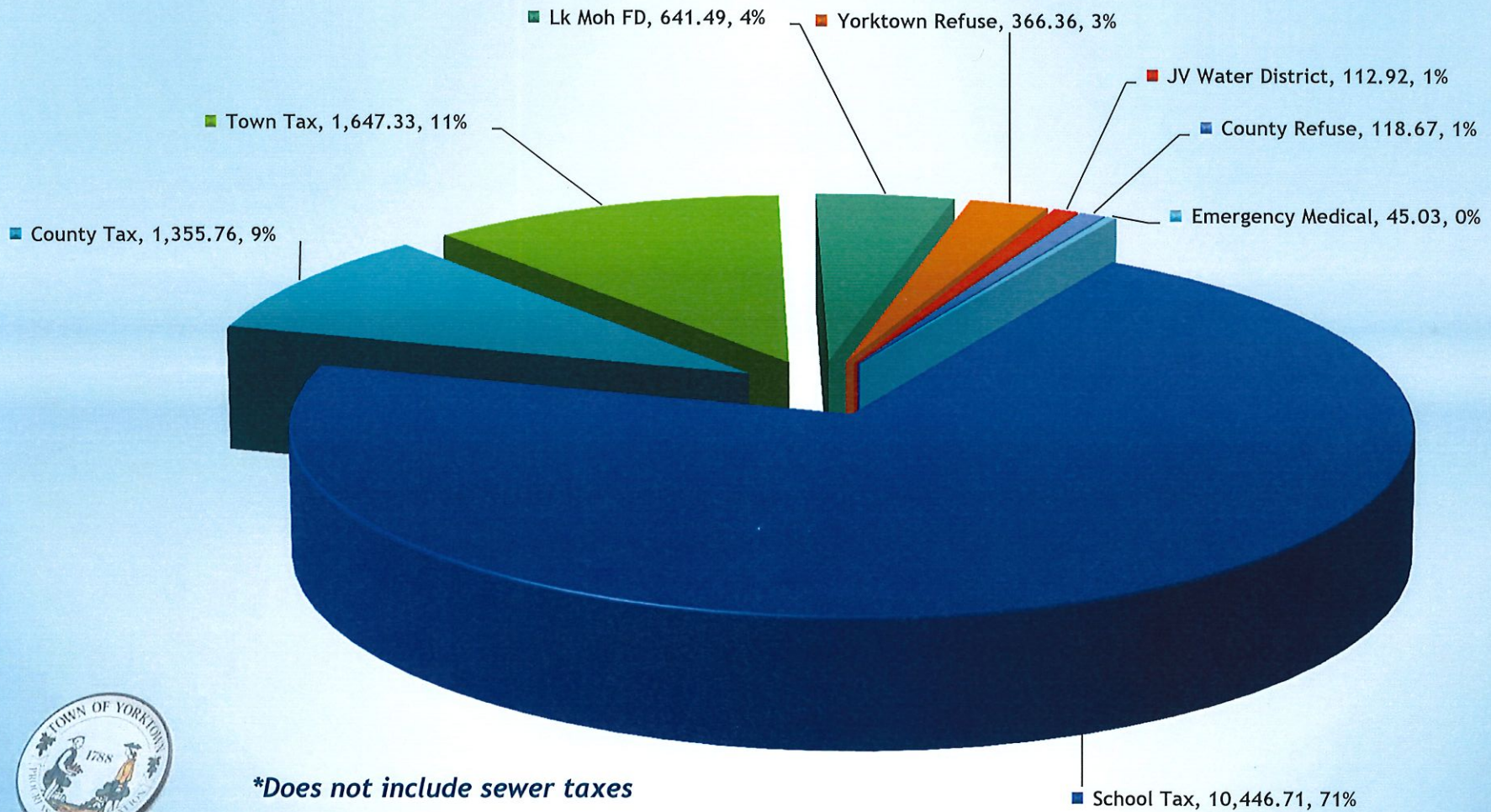


*\*Does not include sewer taxes*



# Tax Illustration of a \$10,000 Assessed Home Total

## 2018 Taxes: Lakeland School District \$14,734.27\*



*\*Does not include sewer taxes*

