


Town of Yorktown, NY

2014 Adopted Budget



December 17, 2013

Town Supervisor	~ Michael J. Grace
Councilmen	~ Nicholas Bianco, Terrence Murphy, David Paganelli & Vishnu Patel
Comptroller	~ Patricia Caporale



The Town of Yorktown is more than a place to live; it is a way of life. A vital location in the War for Independence; it is a township that took its name from the battle that decisively cemented our dominance over the British troops. Yorktown was first settled in 1683 as part of Van Cortlandt Manor, and was incorporated in 1788 as our nation was forming the principles of democracy we live by today. There is no doubt; each of us is a part of the history and responsible for upholding the legacy. These freedoms shall be preserved and each citizen should experience the treasures of nature, history, individual respect, neighborhood and learning. As resources and energy allow, each of these gifts from the past will be enriched in the present for those yet to come.

We, as a Town in the State of New York, shall do our best to strive for
Progress with Preservation.

To all Residents of the Town of Yorktown,

For the second year in a row I am proud to present a budget that decreases the town tax levy. The levy is the total tax bill that we send out to Yorktown property owners to close the gap between town expenditures and non-tax revenues. Over the last two budgets, we have decreased the levy by almost \$900,000. This is a remarkable achievement given the tough economic climate over the past two years. I am very grateful to the excellent town staff that has learned to do more with less, the collective bargaining units representing the town work force that have negotiated with the town in good faith and the Town Board which scrutinizes budgetary impacts with every action it takes.

Highlights of the 2014 budget include: The hiring of an additional police officer to be dedicated to a special task force for drug enforcement. Unfortunately over the past several years the town has experienced the tragic consequences of illicit drugs in the community. It is the intent to augment the enforcement efforts with new community outreach and educational programs. This issue is a quality of life issue that must be aggressively addressed and I applaud the Town Board for taking the initiative and funding the additional officer. We also have budgeted for a movie screen and projector for the YCCC theatre in the hopes of providing free movie nights for town residents and to spur the local economy

The budget process is a difficult one but keeping in mind the town's motto of Progress with Preservation we are presenting a budget that preserves the level and quality of services that our residents expect while moving ahead toward enhancing the quality of life in Yorktown.

The following pages detail the 2014 Adopted Budget submitted for consideration. The tax levy in the Adopted Budget has decreased for the second straight year. This means the total tax bill has gone down! As to whether your particular tax bill will decrease will depend on what services you receive from the town in terms of special districts, e.g. sewer, water, etc. The Adopted Budget has a .51% decrease for all residential households with utilities while residents without utilities would see a modest increase of 1.66%. Again it was certainly no easy task to provide a tax decrease / minimal increase in two consecutive budget years. Credit must be given to all the department heads and staff, who have worked so diligently to do more with less. Your Yorktown employees understand that we are in tough times, and they have stepped up to the task of providing an exemplary level of town services with limited resources.

Expenditures total \$54,811,628. This amount represents an increase from the 2013 budget which is attributable to mandated contributions to the NYS Retirement system, increases in health care and workers compensation insurances, the settlement of long expired PBA and CSEA contracts as well as a variety of capital projects that need to be addressed immediately. The staff of each department has worked toward keeping expenditures to a minimum without an impact to services or day to day operations. It is our hope that in future years total expenditures will begin to decline; based upon our policy to limit on-going expenditures and reduce debt service and capital project expenditures through the allocation of fund balance.

Revenue projections are conservative and based on historical amounts received during prior years. Regrettably, revenues have not kept pace with increases in mandated expenditures. All revenue sources, although conservatively forecast, were maximized to control the effect on taxes since property taxes account for the largest percentage of Town revenue. Departmental income which includes mortgage tax is the second largest source of revenue followed by the sales tax revenues.

Unfortunately, the Town continued to experience a decline in overall assessed value. This year saw a decrease of \$320,825 due to another year of low real estate values, small claims property tax grievances and certioraris. We budgeted on an expectation of a continuing trend of declining tax assessment rolls, and stagnant real estate values. In a weak economic environment, the Town's finances will continue to be challenged unless we can continue to work toward increasing our commercial and non-residential tax base. In this regard, we are committed to partnering with the investment community to bolster both short and long term growth.

The Town Board has herewith adopted a sensible fund balance policy using excess unreserved undesignated fund balances to be allocated toward capital expenditures or to pay down liabilities (debt). This policy will keep future increases in expenditures in check.

2013 was a very exciting year for the Town as a variety of ambitious objectives was realized. To name only a few ~ The Town contracted with a new garbage hauler resulting in substantial savings to all residents, each department became proficient with the Town's accounting software system so that the purchase order system could run efficiently, the Recreation Department added additional camp selections and expanded camp hours which provided a much needed service to our residents, work has commenced for a (Dog) Paw Park now that a site has finally been located, numerous roads have been blacktopped, a realistic capital plan identifying projects which need to be accomplished immediately has been identified and we had our annual 2nd Holiday Electric Light Parade which brought the community together.

With the assistance of all employees who work diligently each day, it is my belief that this budget will afford us the opportunity to continue to make Yorktown, your Town, a more affordable and more livable community.

Sincerely,



Michael Grace
Supervisor

THE TOWN OF YORKTOWN

The Town of Yorktown is comprised of five business centers and many residential hamlets throughout its 40 square miles. Town government consists of 23 different departments employing 236 full time employees.

Assessor: The duty of the Town Assessor is to put a value on real property so that the School, County, Town and Special District taxes may be equitably apportioned among property owners. The assessed value determines what the share of taxes will be for each of the parcels within the Town. The Assessor's Office annually conducts permit and/or inventory inspections that may result in an assessment adjustment. The Assessor's Office is responsible for maintaining current ownership records of each parcel and processes all real property sale transfers. This office also administers various real property tax exemptions authorized under State and local law. These exemptions include STAR, veterans, senior agricultural clergy and partial or full exemptions for certain parcels owned by non-profit organizations which qualify by reason of religious, charitable or educational use. In all cases, application for these exemptions must be filed no later than June 1st.

Building Department: The Building Department administers and enforces the New York State Uniform Fire Prevention and Building Code, New York State Energy Conservation Construction Code and many local laws, including the zoning ordinance, alary regulations, dumping and property maintenance laws. The Department issues building permits and certificates of occupancy and processes applications for the Zoning Board of Appeals. The fire inspector is responsible for inspecting commercial, industrial and residential structures to assure compliance with all New York State fire prevention laws. In addition, this department is responsible for the oversight of the employees performing the maintenance and daily cleaning of town buildings. Town Buildings employees also assist other Town departments as needed during special events such as the summer concerts at the gazebo and the street fair.

Central Garage: The employees of Central Garage are responsible for the safe performance of all town vehicles. The staff completes diesel emission inspections for Town trucks, installs equipment on all new police vehicles and oversees the computerized fuel system that services most town vehicles and trucks. The department collects used motor oil from town residents to reuse as fuel to heat its garage.

Community Service / Juvenile Justice: The Town of Yorktown participates in a Juvenile Justice Program where young people who have committed misdemeanors or lower violations are given community service rather than facing the penal system.

Engineering Department: The Engineering Department reviews all development applications and makes recommendations to the appropriate approval authority; issued wetlands, erosion and sediment control, tree and storm water permits according to thresholds set in Town laws; and makes recommendations to the Building Inspector prior to the granting of Certificates of Occupancy. It prepares engineering plans and bid specifications for many Town public works projects, supervises the construction of public works projects and inspects public improvements constructed as part of approved site plans, subdivision and parking plans. It coordinates the creation of new sewer districts and oversees the construction of new sewer lines, oversees the operation of the Yorktown Heights Sewage Treatment Plant and sewer lines and pump stations located throughout Town, and maintains the Town's GIS information system. Through its Environmental Code Inspector, the Department also enforces all Town environmental codes.

Environmental Conservation: The employees of the Environmental Conservation Department are responsible for all scheduled and special bulk trash pickups, as well as the seasonal leaf and Christmas tree pickups. The Department also oversees the household garbage and recycling collections for residential properties that are contracted out. (Commercial properties are responsible for contracting for their own garbage collection and recycling). The Department provides a green recycle container to each household, sells biodegradable paper leaf bags, maintains a drop off for rechargeable batteries and oversees both the "Adopt a Road" program and annual volunteer "Battle of Yorktown" initiative that removes litter and debris from the Town's roadsides.

Finance Department: The Finance Department is responsible for reviewing, approving, recording and monitoring all Town financial transactions encompassing all accounts payable / receivable, processing bi-weekly payrolls, and administering the Town's self-insured Workers Compensation program as well as other employee benefit programs. The staff works with all departments to insure adherence to approved budgetary expenditure amounts. Additionally, this Department is responsible for safeguarding all Town assets (cash, property and buildings) and investing the Town's cash reserves. The personnel of the Finance Department manage both landline and wireless phone service and all utility invoices billed to the Town. As head of the Department, the Comptroller oversees the Town's computer network. The Comptroller works in conjunction with the Supervisor to prepare the Town's annual budget.

Highway Department: The Highway Department is accountable for maintaining approximately 200 miles of roads and bridges located within the Town in a safe and passable manner. Maintenance includes paving, sweeping, striping, repairing damage and installation of new regulatory road and street name signs. The Department is also responsible for repairing and replacing drainage structures throughout the town; insuring all catch basins and other drainage facilities along Town roads are free of debris; removing snow and ice on all town roads, sidewalks and town parking lots; maintaining, cutting or trimming of trees along the Town's roads; and managing the Town's Organic Waste Facility. Additionally, the Department is responsible for issuing driveway and street opening permits, maintaining all highway trucks and equipment, mowing Town right of ways along all roads, installing and repairing guide/guard rails and responding to all Police Emergencies when requested by the Chief of Police or any police officer.

Legal Department: Under the direction of the Town Attorney the principal function of this department is to advise the Town Board, Department Heads and other officers of the town with regard to the functions and legal issues relating to the duties of their respective offices. The Department assists with the development of and drafts proposed legislation, rules, regulations and policies for Town programs and operations; negotiates, drafts and reviews agreements, contracts, bid documents, deeds, easements, and other legal instruments for Town transactions; defends, supervises and coordinates the defense of actions and proceedings against the Town, its officers, boards and commissions in any action brought against it or them in their official capacities; pursues the collection of delinquent real property taxes through In Rem foreclosure proceedings; prosecutes criminal and civil actions arising out of violations of Town ordinances and coordinates with Town's insurance carriers and their attorneys in defense of the Town against tort claims.

Library: The Library provides books and a variety of other media, as well as publically available computers and a host of special programs for patrons of all ages. The Library also offers a special program for homebound residents who are physically unable to get to the Library. The Friends of the John C. Hart Memorial Library support the Library through membership fees, public donations, annual and daily book sales and the sale of tote bags. The Friends also fund and sponsor other educational and cultural programs.

Parks and Recreation Department: The recreation side of the Parks and Recreation Department provides diversified programs for all age groups, from tots to senior citizens. Each summer a variety of summer day camps for children age 4 to 14 including half day, full day and travel / adventure are organized. Seniors can participate in exercise programs, painting classes or an assortment of clubs while adults can be enticed with workouts, art classes or sports. The Recreation Department works with community groups such as the Lions Club to co-sponsor events such as the free summer concerts at the Jack DeVito Park gazebo a Halloween Parade, an Easter Egg Hunt and free outdoor movies. This Department works in conjunction with local athletic clubs as well as Nor-West Special Services, a non-profit group for persons with special needs to provide recreational programming for all. The parks side of the department is responsible for the maintenance of 33 parks and recreational facilities located throughout Town, including two pool complexes, a public beach, a skateboard park, tennis courts, playgrounds and an extensive trail system that provides both active and passive recreational opportunities for Town residents.

Planning Department: The Planning Department provides professional services to the Town Board, Planning Board, Zoning Board of Appeals, Conservation Board and the Advisory Board of Architecture and Community Appearance. The staff is responsible for long range planning studies, special projects such as the Comprehensive Plan, the Community Development Block Grant (CDBG) program and the review of current site plans, parking plans and subdivision applications. The Department also reviews applications for wetland, tree, stormwater and erosion and sediment control permits that are part of site plan or subdivision applications, oversees compliance with the New York State Environmental Quality Review Act (SEQRA) and applies for grants for various Town programs.

Police Department: The Police Department's services fall into three distinct categories: law enforcement including investigating criminal activity, arresting offenders and recovering property; emergency services including responding to traffic accidents, providing first aid to the sick and injured and dispatching emergency services; and non-emergency services including the DARE program, School Resource Officer Program, Public Safety Officer, Animal Control, fingerprinting services for pistol permits, licenses and travel documents. A voluntary Auxiliary Police organization works closely with the Department providing additional patrols at the YCCC and at Town parks, schools, churches and parking lots. The Auxiliary Police also assist with traffic and crowd control during parades, fairs and special events as well as accident scenes and severe weather emergencies.

Section 8: The Section 8 Rental Assistance Program provides rent subsidies to eligible elderly, disabled and low income individuals and families wishing to reside in Yorktown. Funded by the U.S. Department of Housing and Urban Development, the subsidy is based on the family's size and composition, income and assets. The Program maintains a waiting list of eligible individuals and families.

Senior Citizen Nutrition Center: Located in the Yorktown Community and Cultural Center (YCCC) the Nutrition Center provides senior citizens with a place to gather and have a nourishing lunch-time meal at a reasonable cost. The staff of this department also delivers meals to home bound seniors. Additionally, the Center also provides transportation for seniors to the YCCC, as well as for medical visits within Yorktown and for grocery shopping. The Center also organizes a variety of wellness and entertainment programs for seniors.

Sewer Department: The Sewer Department, under the direction of the Town Engineer, operates and maintains the Yorktown Heights Water Pollution Control Facility that treats up to 2.5 million gallons of sewage per day on a monthly average basis. It also operates and maintains 14 pump stations and approximately 80 miles of sewer lines leading to either the Yorktown treatment plant or the regional sewage treatment plant in Peekskill. The Yorktown Heights plant is regulated by both the New York State Department of Environmental Conservation (DEC) and the New York City Department of Environmental Protection (DEP).

Supervisor: The Town Supervisor is the chief executive officer and chief fiscal officer for the Town of Yorktown. As chief fiscal officer, the Supervisor is responsible for presenting a tentative budget and managing the Town's fiscal affairs. The Supervisor oversees the daily administration of all Town departments and represents the Town in regional matters by working closely with elected officials at all levels of government. The Supervisor is also a member of the Town Board and in that capacity presides over Town Board meetings and votes on all matters before the Board.

Tax Office: Under the direction of the Receiver of Taxes, the Tax Department is responsible for compiling, printing, collating and mailing tax bills for all parcels located within the Town of Yorktown. The Department collects all taxes levied by the Town, including special district taxes such as fire, lighting, parks, sewer and water, as well as county and school taxes for that part of the Town within the Yorktown, Lakeland, Croton and Ossining school districts. It also collects payments of all water bills.

Town Board: The Town Board is the Town's legislative body and as such is responsible for enacting new local laws and ordinances, adopting new policies, setting short and long term goals for the Town, and hiring and firing all Town employees. The Town Board also approves the Town's annual budget and sets the tax rate for the Town and all special districts.

Town Clerk: The Town Clerk's office serves as the hub of the community by providing the public with information in person, by phone, mail or online. Many of the Town Clerk's responsibilities are mandated by the state and local law. In addition to serving as the Town's Registrar of Vital Statistics, the Town Clerk is also the Town's Records Management Officer and is responsible for maintaining all records, books and papers of the Town. The Town Clerk attends all meetings of the Town Board and is responsible for taking minutes of the meeting and recording all actions taken by the Town Board. The Town Clerk's office also issues various licenses and permits, recruits election inspectors and in coordination with the Westchester County Board of Elections, oversees the operation of both primary and general elections within the Town.

Town Court: Two Town Justices preside over criminal, civil, traffic tickets and landlord/tenant cases, as well as violations of Town Code. Support staff is available to assist people paying fines, initiate both civil and small claims, provide transcripts of judgments and answer questions regarding court procedures. The Court participates in a voluntary mediation program that seeks to resolve disagreements between individuals without going before a judge.

Water Department: The Water Department maintains a distribution system that brings safe drinking water to approximately 10,000 households and businesses in the Town of Yorktown and portions of Somers, Cortlandt and Putnam Valley. The Department conducts regular tests of water quality, installs and reads meters, installs new water mains and hydrants, repairs water main breaks and conducts semi-annual hydrant flushing. The Department also issues an Annual Report describing the quality of the system's drinking water and its compliance with state and federal water quality standards.

Yorktown Community and Cultural Center: The YCCC is the home of the Senior Nutrition Center, the Town's Planning Department and Museum. It is also used by the Town's Parks and Recreation Department and a variety of community organizations, including several senior citizen clubs, to provide a wide range of cultural, social, recreational and entertainment programs. The Town also leases space in the building to private entities, including the Yorktown Stage.

Table of Contents

	page
Supervisor's Budget Message	
Departmental Descriptions	
Budget Procedure	1
Town Demographics	2
Exemption Impact Report	3
Budget Summary	5
Budgeted Appropriations by Fund (graph)	6
Tax Implications	7
Budgeted Revenues by Category (graph)	8
Budgeted Expenditures by Category (graph)	9
Current vs Prior Budget Comparison	10
Four Year Model	11
Fund Balance By Category	12
Assessed Valuation (graph)	13
General Tax Rate Summary	14
Change in Tax Rate (graph)	15
Yorktown Central School District Tax Illustration (pie chart)	16
Lakeland Central School District Tax Illustration (pie chart)	17
General Fund	
Revenue	18
Expenditures:	Appropriation Code
Legislative Board	A.1010 22
Justice Court	A.1110 22
Office of the Supervisor	A.1220 24
Comptroller's Office	A.1315 25
Auditor	A.1320 26
Receiver of Taxes	A.1330 27
Purchasing	A.1345 28

General Fund continued	Appropriation Code	
Town Assessor	A.1355	28
Town Clerk	A.1410	30
Legal	A.1420	31
Engineering	A.1440	33
Elections	A.1450	34
Town Hall	A.1620	35
Yorktown Community & Cultural Center	A.1625	36
Building Maintenance	A.1630	37
Public Safety	A.1640	38
Central Services	A.1670	38
Insurance	A.1910	39
Municipal Association Dues	A.1920	39
Taxes on Town Property	A.1950	39
Refund of Real Property Taxes	A.1964	39
Contingency	A.1990	40
Police Department	A.3120	40
Jail	A.3150	43
Traffic Control	A.3310	43
Building Department	A.3620	44
Civil Defense	A.3640	45
Health Service	A.4562	46
Highway Administration	A.5010	46
Street Lighting	A.5182	47
Veteran's Services	A.6510	47
Senior Citizen Nutrition Center	A.6772	47
Recreation Administration	A.7020	48
Theater	A.7030	50
Parks	A.7110	50
Norwest	A.7145	52
Beach / Pool	A.7180	52
Aquatics	A.7190	53
Central Garage	A.7215	54

General Fund continued	Appropriation Code	
Family & Special Events	A.7270	55
Camp Programs	A.7310	56
Youth Programs	A.7320	56
Museum	A.7450	57
Adult Programs	A.7610	58
Senior Programs	A.7620	58
Zoning	A.8010	59
Planning Department	A.8020	59
Section 8 Housing	A.8030	61
Conservation Board	A.8090	61
Employee Benefits	A.9000	62
Debt Service	A.9700	63
Serial Bonds	A.9710	63
Bond Anticipation Notes	A.9730	63
Highway		
Highway Fund Revenues	D	65
Highway Fund Expenditures	D	66
Library		
Library Fund Revenues	L	72
Library Fund Expenditures	L	73
Water		
Appropriation Code		
Water District Revenues	SW	77
Water District Expenditures	SW	78
Kitchawan Water District Revenues	SW2	84
Kitchawan Water District Expenditures	SW2	85

Refuse		
Refuse District Revenues	SR	87
Refuse District Expenditures	SR	88
Sewer		
Clover Road Sewer District Revenue	GA	92
Clover Road Sewer District Expenditures	GA	93
Mohegan East Sewer District Revenue	GB	94
Mohegan East Sewer District Expenditures	GB	95
Mohegan West Sewer District Revenue	GC	97
Mohegan West Sewer District Expenditures	GC	98
Hunterbrook Sewer District Revenue	GD	99
Hunterbrook Sewer District Expenditures	GD	100
Bonnie & Jill Sewer District Revenue	GE	102
Bonnie & Jill Sewer District Expenditures	GE	103
Oakside Sewer District Revenue	GF	104
Oakside Sewer District Expenditures	GF	105
Overlook Sewer District Revenue	GG	106
Overlook Sewer District Expenditures	GG	107
Suncrest Sewer District Revenue	GH	108
Suncrest Sewer District Expenditures	GH	109
Gomer Street Sewer District Revenue	GI	110
Gomer Street Sewer District Expenditures	GI	111
Hunterbrook / 202 Extension Sewer District Revenue	GJ	112
Hunterbrook / 202 Extension Sewer District Expenditures	GJ	113
Osceola Sewer District Revenue	OS	114
Osceola Sewer District Expenditures	OS	115
Yorktown Sewer District Revenue	YS	116
Yorktown Sewer District Expenditures	YS	117

Debt		
Schedule of Serial Bond Indebtedness		123
Debt Schedule Spreadsheet		124
Debt Service Revenue	DS	125
Debt Service Expenditures	DS	126
Special		
Open Space		127
Open Space Revenue	C	128
Open Space Expenditures	C	129
Emergency Medical Services		130
Emergency Medical Services Revenue	SM	131
Emergency Medical Services Expenditures	SM	132
Park and Improvement Districts		134
Amazon Park District Revenue	AP	135
Amazon Park District Expenditures	AP	136
Bethel Acres Park District Revenue	BA	138
Bethel Acres Park District Expenditures	BA	139
Mohegan Lake Improvement Park District Revenue	ID	140
Mohegan Lake Improvement Park District Expenditures	ID	141
Mohegan Beach Park District Revenue	MB	143
Mohegan Beach Park District Expenditures	MB	144
Mohegan Highlands Park District Revenue	MH	146
Mohegan Highlands Park District Expenditures	MH	147
Shrub Oak Community Park District Revenue	SC	149
Shrub Oak Community Park District Expenditures	SC	150
Shrub Oak Lake Park District Revenue	SL	152
Shrub Oak Lake Park District Expenditures	SL	153

BUDGET PROCEDURE

- What is a budget? A budget is an orderly financial plan for the operation of government. The plan sets forth the proposed appropriations necessary to carry out activities for a year and the proposed means of financing. The budget is an estimate of planned expenditures and financing sources.
- The Supervisor of the Town of Yorktown, as Chief Executive and Chief Fiscal Officer, under New York State Town Law section 106, prepares a *Tentative Budget*, under the modified accrual basis, to be submitted to the Town Board and public for its review and comment by October 30 of each fiscal year. In creating the tentative budget the Supervisor will have requested and received from each department of the Town government estimates of the costs and revenues associated with its operations by October 20
- The Town Board met with various department heads on November 14th & 15th, 2013 and discussed the tentative budget. The Board then adopted a Preliminary budget on November 21, 2013 for general public comment in December at a public hearing.
- The Public Hearing on the Preliminary Budget was held on December 10, 2013. The Town Board considered various revisions and voted to adopt the final budget on December 17, 2013 once the implications of these revisions were determined.
- The vote to adopt the final 2014 Budget was recorded in the minutes of the December 17, 2013 Town Board meeting. This budget takes effect on January 1, 2014, and constitutes the annual budget of the Town for the next fiscal year.
- If the Town Board had failed to adopt a budget by December 20, 2013, the Preliminary budget adopted by the Town Board on November 21, 2013 would constitute the budget for the ensuing fiscal year.
- The Town Board, during the fiscal year, may, by resolution, make additional appropriations or increase existing appropriations and provide appropriate financing. The Town Board also may, by resolution, authorize the transfer of moneys, contingent appropriations and unexpended balances so long as said transfers are within the same fund.

YORKTOWN

MUNICIPAL PROFILES IN WESTCHESTER COUNTY, NEW YORK

American Community Survey, 2005-2009

POPULATION DATA

Total Population:	37,538	
Area and density:		
Square miles:	18.4	
Persons per square mile:	2,040.1	
Population by race and Hispanic origin		
White:	32,881	87.6%
Black:	981	2.6%
American Indian:	35	0.1%
Asian and Pacific Islander:	2,001	5.3%
Other:	1,297	3.5%
Two or more races:	343	0.9%
Hispanic (may be of any race):	3,139	8.4%

Age			
Under 5:	1,869	5.0%	
5-17:	7,729	20.6%	
18-34:	5,234	13.9%	
35-64:	17,624	46.9%	
65-94:	4,227	11.3%	
85 and over:	855	2.3%	

Place of birth and citizenship		
Native:	32,750	87.2%
Born in New York State:	29,526	78.7%
Born in Different State:	2,770	7.4%
US Citizen Not Born in US:	454	1.2%
Foreign Born	4,788	12.8%
Naturalized Citizen	3,091	8.2%
Not a Citizen	1,697	4.5%

Top countries of origin	
Italian	10,424
Irish	5,704
German	2,451
Russian	1,527
Polish	1,455

Ability to speak English			
People in language group	People who cannot speak English well	% of language group	% of population
Spanish Speaking:	1,772	70	4.0%
Other Ind.-European:	3,398	292	8.6%
Asian Speaking:	1,176	107	9.1%

HOUSEHOLD DATA

Total Households:	13,128
Average household size:	2.85
Family Households (families):	10,225
Families with own children under 18:	9,271
Married-couple families:	8,762
Married-couples with children under 18:	4,289
Female-headed households:	1,166
Children in Female-headed households:	1,233
Non-family households:	3,354
Householder living alone:	2,592
Householder 65+ living alone:	1,311

Children under 18 living in single-parent households:	1,283
-------------------------------------------------------	-------

HOUSING DATA

Total housing units:	13,494	
Housing occupancy and tenure		
Occupied housing units:	13,128	97.3%
Vacant units:	366	2.7%
Owner-occupied:	11,233	85.6%
Renter-occupied:	1,895	14.4%

Housing units in structure	
Single-family:	10,866
2 to 9 units:	1,925
10 to 19 units:	354
20 to 49 units:	57
50 or more units:	254
Mobile home / other:	0

Year housing built	1965
Median Year Built:	708
2000 or later:	1,171
1990 to 2000:	2,235
1980 to 1989:	1,628
1970 to 1979:	2,663
1960 to 1969:	3,053
1950 to 1959:	1,965
1949 or earlier:	1,965

Monthly renter costs	\$1,018
Average rent:	1,895
Housing Units by Range in Rent	
Total specified renter units:	3,177
<\$500:	246
\$500-800:	513
\$800-1,249:	552
\$1,250-2,000:	216
\$2,000 or more:	51
No cash rent:	51

Cost-burdened households	10,401
Total specified household:	834
Cost-Burdened Renters:	3,692
Cost-Burdened Owners w/ mortgage:	3,692

Overcrowded housing units	13,128	100.0%
Total occupied housing units:	13,021	99.2%
Persons per room	102	0.8%
1 or less:	0	0.0%
1 to 1 1/2:	5	0.0%
1 1/2 to 2:	0	0.0%
2 or more:	5	0.0%

EDUCATION DATA

Educational attainment			
Total persons 25 and over:	25,166	100.0%	
No HS Diploma:	1,411	5.6%	
High School Graduate:	5,992	23.6%	
Some College:	4,450	17.7%	
Associate's:	1,385	5.5%	
Bachelor's:	5,990	23.8%	
Graduate Degree or Higher:	5,938	23.6%	

School enrollment	
Total persons 3 and over enrolled in school:	10,659
Preschool / kindergarten:	1,128
Elementary:	4,785
High School:	2,541
College:	1,624
Graduate or Professional School:	581

EMPLOYMENT DATA

Employment	20,141	
Total civilian labor force:	20,141	
Occupation of residents		
Total employed residents:	19,037	100.0%
Management:	9,406	49.4%
Services:	2,160	11.3%
Sales and office:	5,185	27.2%
Construction:	1,497	7.9%
Production and transport:	780	4.1%
Farming:	9	0.0%

Residents commuting to work		
Average travel time to work:	32 minutes	
Total commuters 16 and over:	17,521	94.2%
Drove to work alone:	14,405	82.2%
Carpooled:	1,622	9.3%
Public transportation:	1,053	6.0%
Other means:	441	2.5%
Worked at home:	1,075	5.9%

INCOME DATA

Household income		
Per capita:	\$45,378	
Average household:	\$105,386	
Average family:	\$129,224	
Households by Income Range		
Total households:	13,128	
Less than \$15,000:	634	
\$15,000 to \$29,999:	844	
\$30,000 to \$44,999:	1,082	
\$45,000 to \$59,999:	1,010	
\$60,000 to \$74,999:	862	
\$75,000 to \$99,999:	1,889	
\$100,000 to \$149,999:	3,077	
\$150,000 or more:	3,930	

Poverty status		
Total poverty universe**:	37,411	100.0%
Total persons in poverty:	701	1.9%

Westchester
gov.com

Prepared by:
Westchester County Department of Planning
148 Maritime Avenue
White Plains, New York 10601
(914) 995-4400

Source:
U.S. Census Bureau American Community Survey (ACS) 2005-2009. Note that this data is based on a sample, and contains a margin of error which can be obtained through the Census Bureau's American FactFinder website. For information on the difference between the ACS and the Decennial Census, see:
<http://factfinder.census.gov/cleanusa-and-statistics>

**Square mileage represents land area and inland water-bodies, but does not include Hudson River or Long Island Sound areas and their fields within a municipality.

**The Total Poverty Universe number differs from the Total Population number because not all people included in the American Community Survey sample reported on their income. For more information visit the American FactFinder on the U.S. Census Bureau website.

Exemption Impact Report

Assessment Year: 2013

County: Westchester
 SWIS Code: 555400

Town Value Report

Municipality:

Yorktown

Total Assessed Val:

152,046,209

Uniform Percentage:

2.77

Equalized Total Assessed Value = 5,489,032,815

Exempt Code	Description	Statutory Authority	# of Exempts	Total Equalized Value of Ex	% of Value Exempted
10100	SPECIAL DISTRICT	RPTL 410	8	1,743,682	0.03
12100	ST OWNED	RPTL 404(1)	51	115,290,974	2.10
13100	CNTY OWNED	RPTL 406(1)	18	32,566,787	0.59
13360	NYC AQUEDUCT	RPTL 406(4)	44	58,763,176	1.07
13500	TOWN OWNED	RPTL 406(1)	329	92,850,722	1.69
13800	SCHL OWNED	RPTL 408	16	310,727,436	5.66
13850	BOCES	RPTL 408	14	9,767,148	0.18
13870	SP/DST OWN	RPTL 410	4	211,191	0.00
14110	POST OFFIC	State L 54	1	2,588,447	0.05
14200	FOREIGN GO	RPTL 418	9	3,205,776	0.06
21600	CLERGY-RES	RPTL 462	2	740,072	0.01
25110	RELIGIOUS	RPTL 420-a	42	46,278,339	0.84
25120	EDUCATIONL	RPTL 420-a	40	57,513,537	1.05
25130	CHARITABLE	RPTL 420-a	4	1,810,469	0.03
25230	MENTAL IMP	RPTL 420-a	5	2,148,014	0.04
25300	OTH NONPRF	RPTL 420-b	11	11,200,361	0.20
26050	AGR. SOCIETY	RPTL 450	2	1,032,490	0.02
26100	VETS ORG.	RPTL 452	1	290,613	0.01
26400	INC VOL FR	RPTL 464(2)	13	11,637,184	0.21
27350	CEMETERY	RPTL 446	3	541,516	0.01
28120	DISABLED RESIDENCE	RPTL 422	3	1,675,090	0.03
28520	NURSING HOME	RPTL 422	5	16,648,014	0.30
28540	MENTAL/DISABLE	RPTL 422	5	2,666,064	0.05
29350	LIBRARY	RPTL 438	2	6,898,916	0.13
33551	TOWN IN REM	RPTL 406(5)	23	1,837,545	0.03
41101	VETERANS	RPTL 458	247	29,416,678	0.54
41121	WAR VET CT	RPTL 458-a	695	27,867,761	0.51
41131	COMBAT VET CT	RPTL 458-a	431	26,769,783	0.49
41141	DISABLED VET CT	RPTL 458-a	83	6,067,075	0.11
41161	COLD WAR VET	RPTL 458-b	78	3,329,855	0.06
41171	DIS. COLD WAR VET	RPTL 458-b	4	76,245	0.00
41300	PARAPLEGIC	RPTL 458	1	366,425	0.01
41400	CLERGY	RPTL 460	4	216,606	0.00
41681	C/T VOL FIRE & AMB	RPTL 466-c, d, e, g	51	1,654,404	0.03
41720	AG-COUNTY	Ag-Mkts L 305	20	4,698,989	0.09
41730	AGR-INDAPP	Ag-Mkts L 306	1	143,826	0.00
41800	AGED-ALL C/T/S	RPTL 467	130	11,265,018	0.21
41801	AGED-CITY/TOWN	RPTL 467	273	17,665,595	0.32
41930	DSBL-INCOM C/T/S	RPTL 459-c	5	535,667	0.01
41931	DSBL-INCOM CT	RPTL 459-c	8	610,397	0.01
41963	HISTORIC PROPERTY	RPTL 444-a	1	10,288	0.00
42100	AG BUILDING	RPTL 483-a	2	268,953	0.00
47460	FORESTED LAND	RPTL 480-a	3	316,389	0.01
48510	LIMITED PROFT	PHFL 33(1)(a)	1	2,337,545	0.04
	Total Exemptions (No System EX's)		2,693	924,251,062	16.84

Exemption Impact Report

Assessment Year: 2013

County: Westchester
 SWIS Code: 555400

Town Value Report

Municipality: Yorktown
 Total Assessed Val: 152,046,209
 Uniform Percentage: 2.77

Equalized Total Assessed Value = 5,489,032,815

Exempt Code	Description	Statutory Authority	# of Exempts	Total Equalized Value of EX	% of Value Exempted
Total Exemptions (with System EX's)			2,693	924,251,062	16.84

Values have been equalized using the Uniform Percentage of Value.

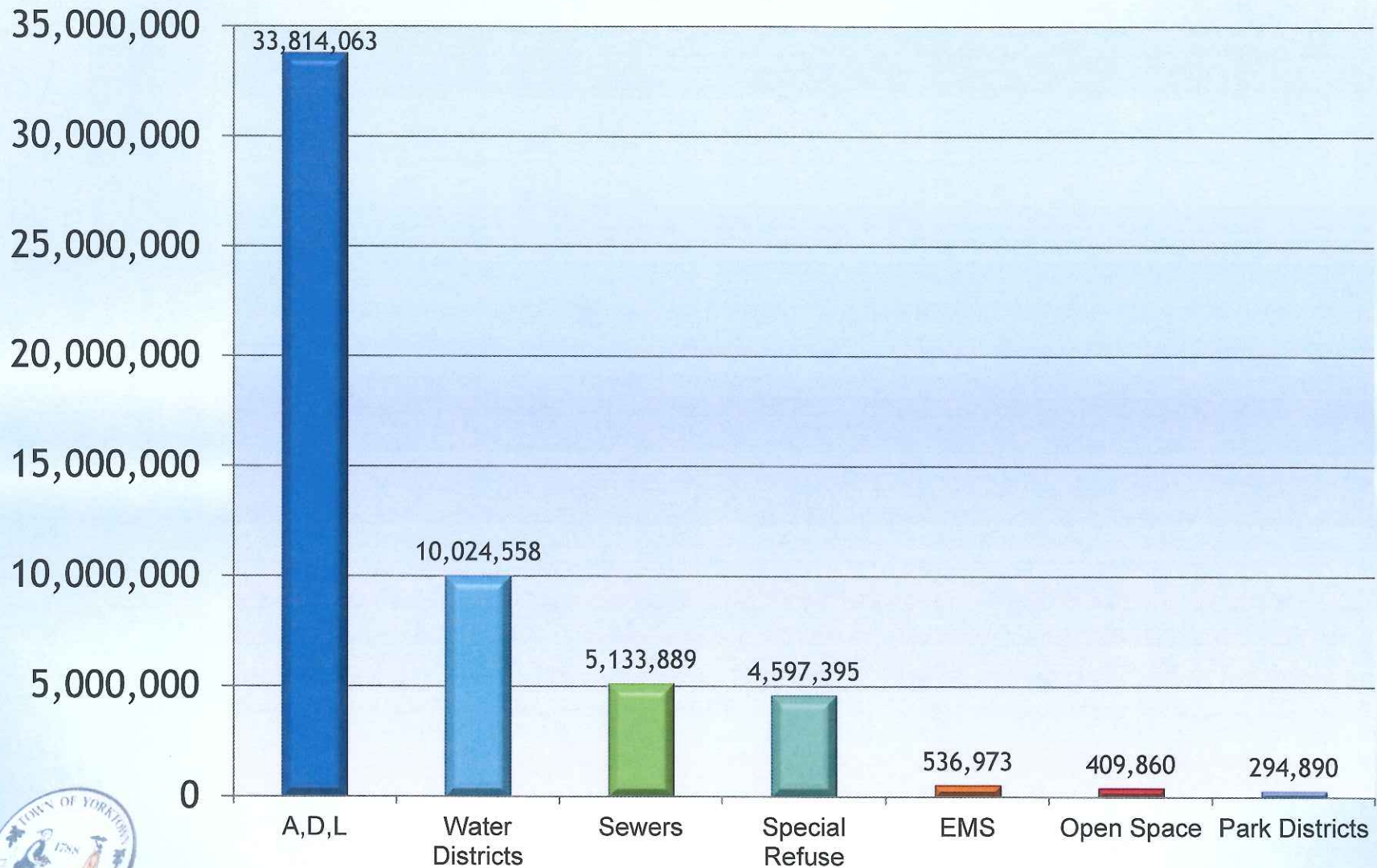
The Exempt amounts do not take in to consideration payments in lieu of taxes or other payments for municipal services.

Amount, if any, attributable to payments in lieu of taxes: _____

2014 Adopted Budget Summary								
		2014	2014	Appropriated	2014	2014	2013	%
Fund	Code	Appropriations	Revenue	Fund Balance	Tax Levy	Tax Rate	Tax Rate	Change
General	A	26,190,782	13,343,005	800,000	12,047,777			
Highway	D	5,146,100	518,124		4,627,976			
Library	L	2,477,181	307,750	225,000	1,944,431			
Subtotal		33,814,063	14,168,879	1,025,000	18,620,184	147.49	145.36	1.46
Parks								
Amazon Park	AP	18,045	300	5,000	12,745	37.77	52.24	(27.71)
Bethel Acres	BA	2,000			2,000	10.27	10.21	0.56
Mohegan Improvement	ID	92,620	11,500	10,000	71,120	9.20	9.05	1.59
Mohegan Beach	MB	58,600	200		58,400	29.29	29.16	0.44
Mohegan Highlands	MH	31,000			31,000	56.64	56.84	(0.34)
Shrub Oak Community	SC	70,625	325		70,300	102.02	99.90	2.12
Shrub Oak Lake	SL	22,000			22,000	25.36	25.15	0.86
Sewers								
Osceola Sewer	OS	46,922	1,000	18,000	27,922	11.55	11.08	4.21
Yorktown Sewer	YS	4,197,907	1,475,886	300,000	2,422,021	592.34	697.72	(15.10)
Bonnie & Jill Sewer	GE	12,300			12,300	200.26	203.35	(1.52)
Clover Road Sewer	GA	15,550		10,000	5,550	101.22	104.58	(3.21)
Mohegan East Sewer	GB	152,500			152,500	235.89	249.20	(5.34)
Mohegan West Sewer	GC	67,200			67,200	211.11	208.41	1.29
Hunterbrook Sewer	GD	298,410	450		297,960	181.07	174.50	3.77
Oakside Sewer	GF	33,000			33,000	148.78	140.89	5.60
Hunterbrook Ext 202	GJ	153,700			153,700	345.88	369.76	(6.46)
Suncrest Sewer	GH	40,900			40,900	700.70	675.00	3.81
Gomer Street Sewer	GI	37,800			37,800	450.70	432.81	4.13
Overlook Sewer	GG	77,700			77,700	573.94	633.03	(9.33)
Various								
Open Space	C	409,860	0		409,860	30.00	30.00	0.00
Emergency Medical	SM	536,973	16,500		520,473	4.00	3.78	5.81
Special Refuse	SR	4,597,395	66,500	50,000	4,480,895	404.97	400.92	1.01
Water District	SW	9,932,083	6,685,000	1,950,000	1,297,083	11.71	11.73	(0.11)
Kitchawan Water District	SW2	92,475	25,250		67,225	31.35	33.60	(6.67)
Debt Service (Stony St)	DS 20	0	0	0	0	0.00	0.00	0.00
Grand Total		54,811,628	22,451,790	3,368,000	28,991,838			

2014 Budgeted Appropriations by FUND

\$54,811,628



2014 Adopted Budget Tax Implications

Tax implications for the typical Yorktown homeowner with an assessed valuation of \$10,000:

Town tax bill for typical resident with Town utilities:			in \$
General, Highway and Library	1,474.89	increase from 2013	24.94
Water District	117.15	increase from 2013	0.32
Weighted average of all town sewer districts	327.05	decrease per unit	-43.78
Refuse District	404.97	increase per household	4.03
Emergency Medical Services	40.03	increase from 2013	2.34
Total	2,364.09	decrease from 2013	-12.15

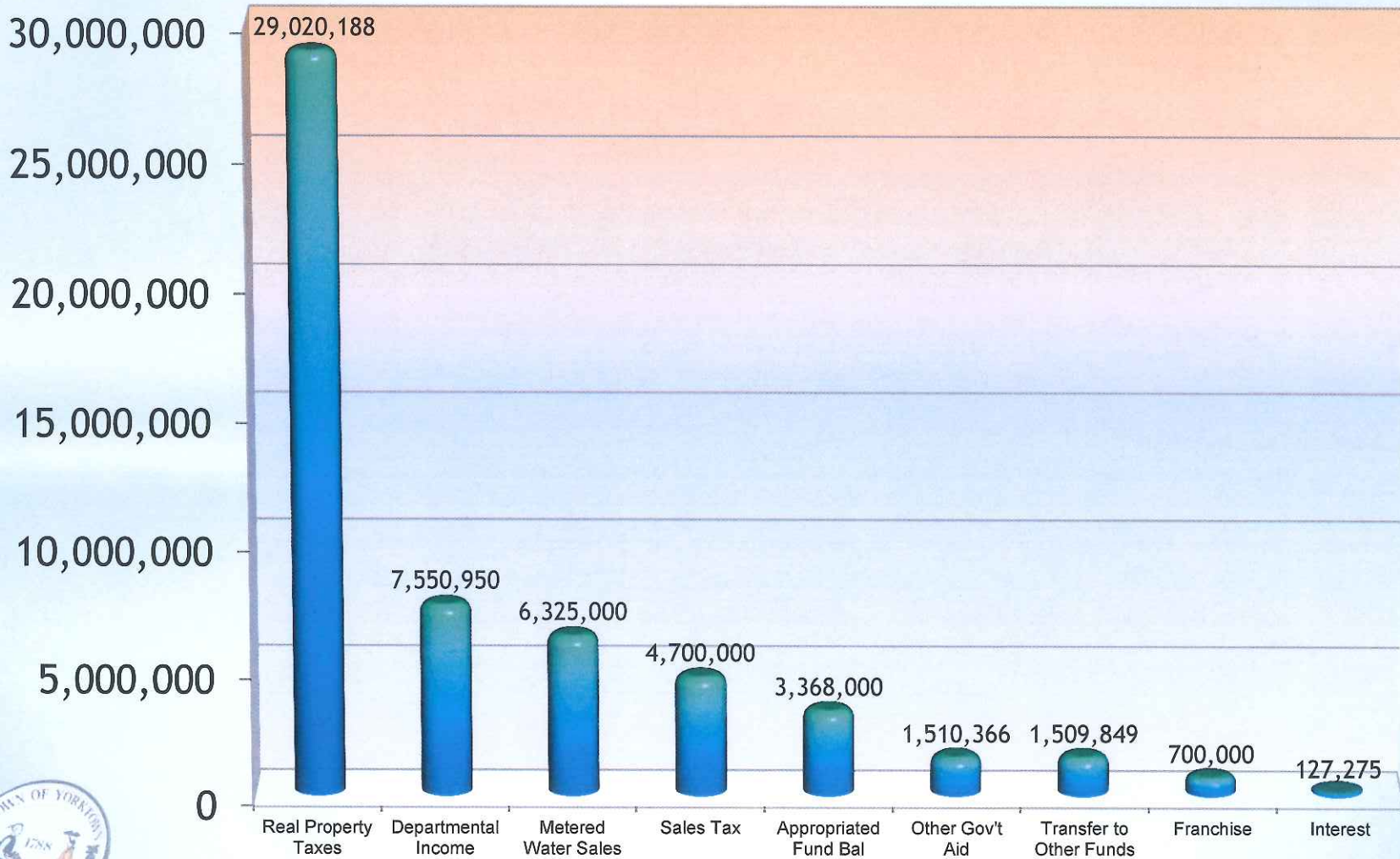
2014 Typical Assessment Tax Bill with utilities	2,364.09
2013 Typical Assessment Tax Bill with utilities	2,376.25
% Change	-0.51

Town tax bill for typical resident without Town utilities:			in \$
General, Highway and Library	1,474.89	increase from 2013	24.94
Refuse District	404.97	increase per household	4.03
Emergency Medical Services	40.03	increase from 2013	2.34
Total	1,919.89	increase from 2013	31.31

2014 Typical Assessment Tax Bill without utilities	1,919.89
2013 Typical Assessment Tax Bill without utilities	1,888.59
% Change	1.66

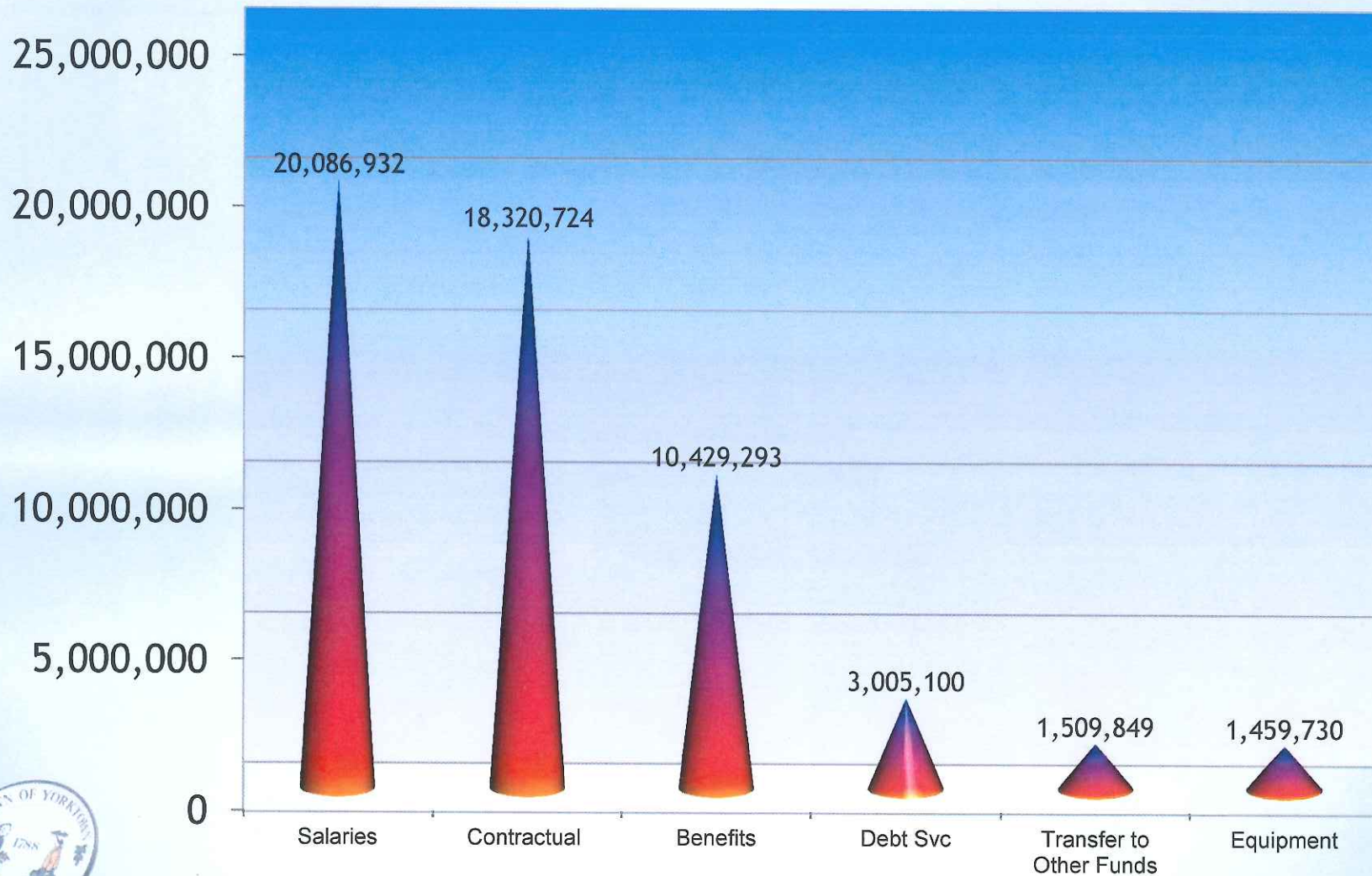
2014 Budgeted Revenues by CATEGORY

\$54,811,628



2014 Budgeted Expenditures by CATEGORY

\$54,811,628



Current vs Prior Budget Comparison

Town of Yorktown 2014 Adopted Budget Summary

Fund	Appropriations	Less Revenues	Less Fund Balance	Tax Levy
General	26,190,782	13,343,005	800,000	12,047,777
Highway	5,146,100	518,124	0	4,627,976
Library	2,477,181	307,750	225,000	1,944,431
Total	33,814,063	14,168,879	1,025,000	18,620,184

2013 Assessment	126,248,104	Tax levy change 13 to 14	268,358
2014 Tax Rate	147.49	Tax rate change 13 to 14	1.46%

Town of Yorktown 2013 Adopted Budget Summary

Fund	Appropriations	Less Revenues	Less Fund Balance	Tax Levy
General	25,145,171	12,774,384	565,350	11,805,437
Highway	4,918,103	431,474		4,486,629
Library	2,361,400	301,640		2,059,760
Total	32,424,674	13,507,498	565,350	18,351,826

2012 Assessment	126,568,929	Tax levy change 12 to 13	760.136
2013 Tax Rate	144.99	Tax rate change 12 to 13	4.38%

2014 Projected Four Year Financial Model

**Town of Yorktown
2014 Adopted Budget Summary**

Fund	Appropriations	Less Revenues	Less Fund Balance	Tax Levy
General	26,190,782	13,343,005	800,000	12,047,777
Highway	5,146,100	518,124	0	4,627,976
Library	2,477,181	307,750	225,000	1,944,431
Total	33,814,063	14,168,879	1,025,000	18,620,184
2013 Assessment	126,248,104		Tax levy change 2013 to 2014	268,358
2014 Tax Rate	147.49		Tax rate change 2013 to 2014	1.46%

**Town of Yorktown
2015 Estimated Budget Summary**

Fund	Appropriations	Less Revenues	Less Fund Balance	Tax Levy
General	26,845,552	13,346,435	0	13,499,117
Highway	5,274,753	523,305	0	4,751,447
Library	2,539,111	310,828	0	2,228,283
Total	34,659,415	14,180,568	0	20,478,847
2014 Assessment	127,516,897		Tax levy change 2014 to 2015	1,858,663
2015 Tax Rate	160.60		Tax rate change 2014 to 2015	8.89%

**Town of Yorktown
2016 Estimated Budget Summary**

Fund	Appropriations	Less Revenues	Less Fund Balance	Tax Levy
General	27,516,690	13,479,899	0	14,036,791
Highway	5,406,621	528,538	0	4,878,083
Library	2,602,588	313,936	0	2,288,653
Total	35,525,900	14,322,373	0	21,203,526
2015 Assessment	128,798,442		Tax levy change 2015 to 2016	724,680
2016 Tax Rate	164.63		Tax rate change 2015 to 2016	2.51%

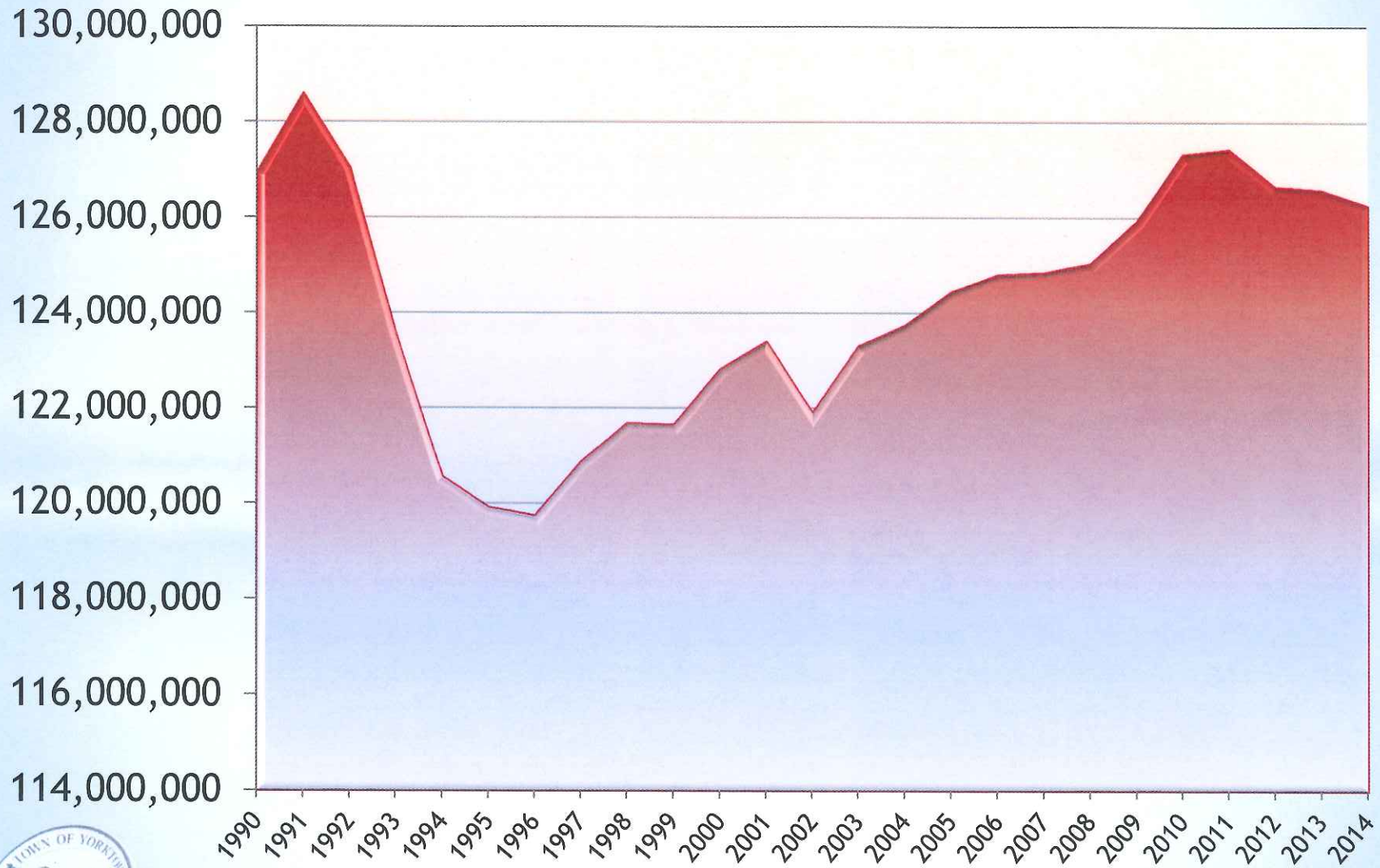
**Town of Yorktown
2017 Estimated Budget Summary**

Fund	Appropriations	Less Revenues	Less Fund Balance	Tax Levy
General	28,204,608	13,614,698	0	14,589,909
Highway	5,541,787	533,824	0	5,007,963
Library	2,667,653	317,075	0	2,350,578
Total	36,414,047	14,465,597	0	21,948,450
2016 Assessment	129,442,434		Tax levy change 2016 to 2017	744,924
2017 Tax Rate	169.56		Tax rate change 2016 to 2017	3.00%

Inflationary assumptions: 1% per year for revenues and 2.5% expenditures
 Assessed valuation assumptions: Increase of .5% for annually.
 2014 Preliminary Budget includes non-reoccurring expenditures
2015-2017 Estimated Budgets do not include a fund balance allocation

Fund Balance by Category						
		Non Spendable Fund Balance 12/31/2012	Restricted Fund Balance 12/31/2012	Assigned Fund Balance 12/31/2012	Unassigned Fund Balance 12/31/2012	Total Fund Balance 12/31/2012
Fund	Code					
General	A	705,796	803,879	798,707	4,748,283	7,056,665
Highway	D	109,673	183,077	120,381		413,131
Library	L	55,086	195,763	745,697		996,546
Parks						
Amazon Park	AP			87,325		87,325
Bethel Acres	BA			100		100
Mohegan Improvement	ID			136,457		136,457
Mohegan Beach	MB			41,420		41,420
Mohegan Highlands	MH			10,524		10,524
Shrub Oak Community	SC		27,477	61,308		88,785
Shrub Oak Lake	SL			38,672		38,672
Open Space	C			61,529		61,529
						464,812
Sewers						
Osceola Sewer	OS			154,502		154,502
Yorktown Sewer	YS	28,459	626,105	4,543,157		5,197,721
Bonnie & Jill Sewer	GE			2,415		2,415
Clover Road Sewer	GA			42,540		42,540
Mohegan East Sewer	GB			105,403		105,403
Mohegan West Sewer	GC		10,906	29,237		40,143
Hunterbrook Sewer	GD			107,536		107,536
Oakside Sewer	GF		64,633	106,440		171,073
Hunterbrook Ext 202	GJ			70,450		70,450
Suncrest Sewer	GH			148,148		148,148
Gomer Street Sewer	GI			17,062		17,062
Overlook Sewer	GG		59,520	57,384		116,904
						6,173,897
Various						
Emergency Medical	SM			11,563		11,563
Special Refuse	SR	28,876	54,503	684,581		767,960
Water District	SW	52,536	504,566	5,623,576		6,180,678
Kitchawan Water District	SW2			82,578		82,578
						6,263,256
Debt Service (Stony St)	DS 20		59,410			59,410
Fund Balance Definitions						
Non Spendable Fund Balance	Cannot be spent because they are legally or contractually required to be maintained intact - Ex: prepaid items					
Restricted Fund Balance	Can only be spent for certain purposes because of restrictions set by law. The State regulates establishment & funding					
Assigned Fund Balance	These amounts are intended to be spent for a specific purpose expressed by the Town Board					
Unassigned Fund Balance	These are amounts that are available to be spent for any Town purpose.					
	Only the General Fund can have an Unassigned Fund Balance					

Assessed Valuation

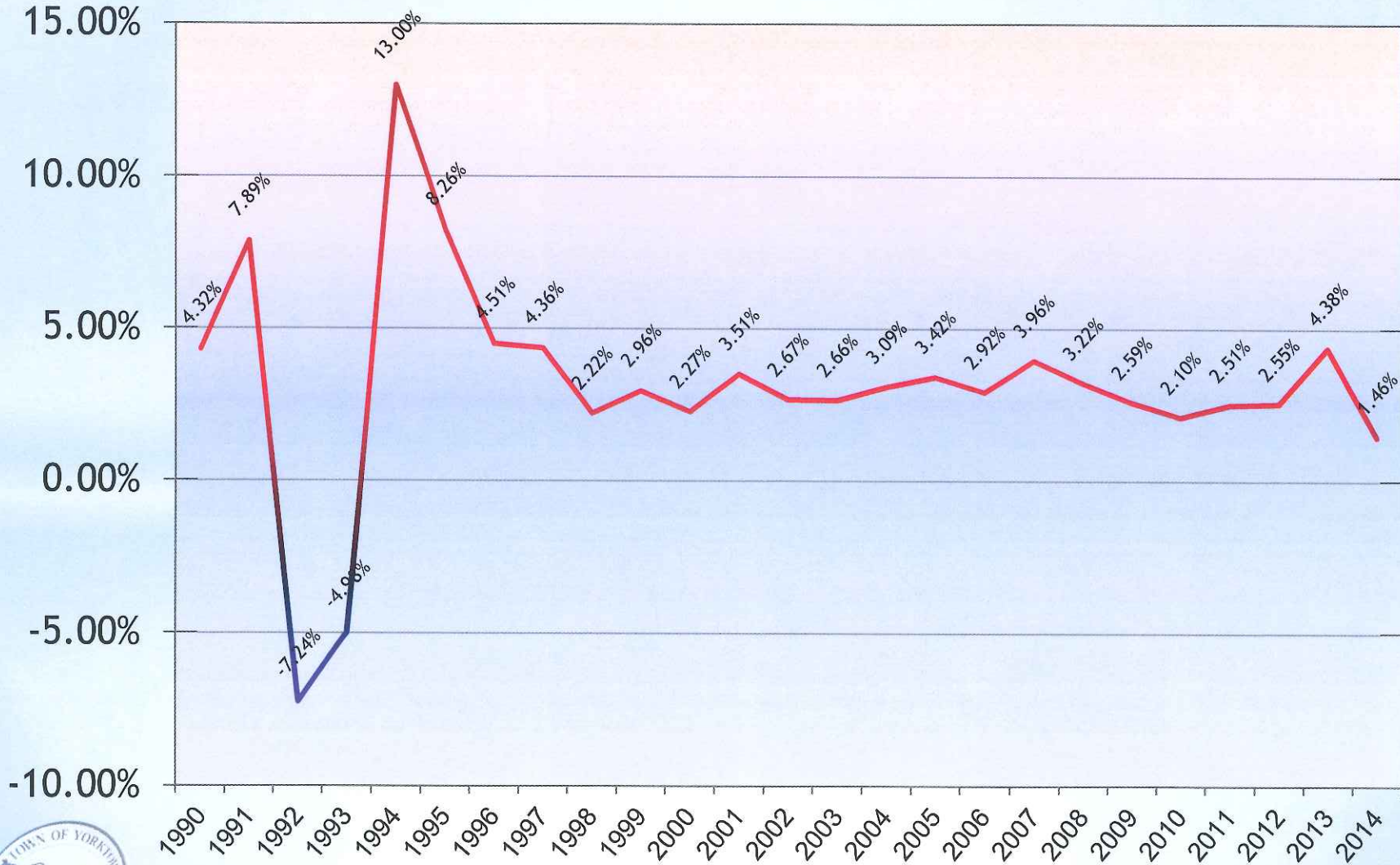


**TOWN OF YORKTOWN
GENERAL TAX RATE SUMMARY**

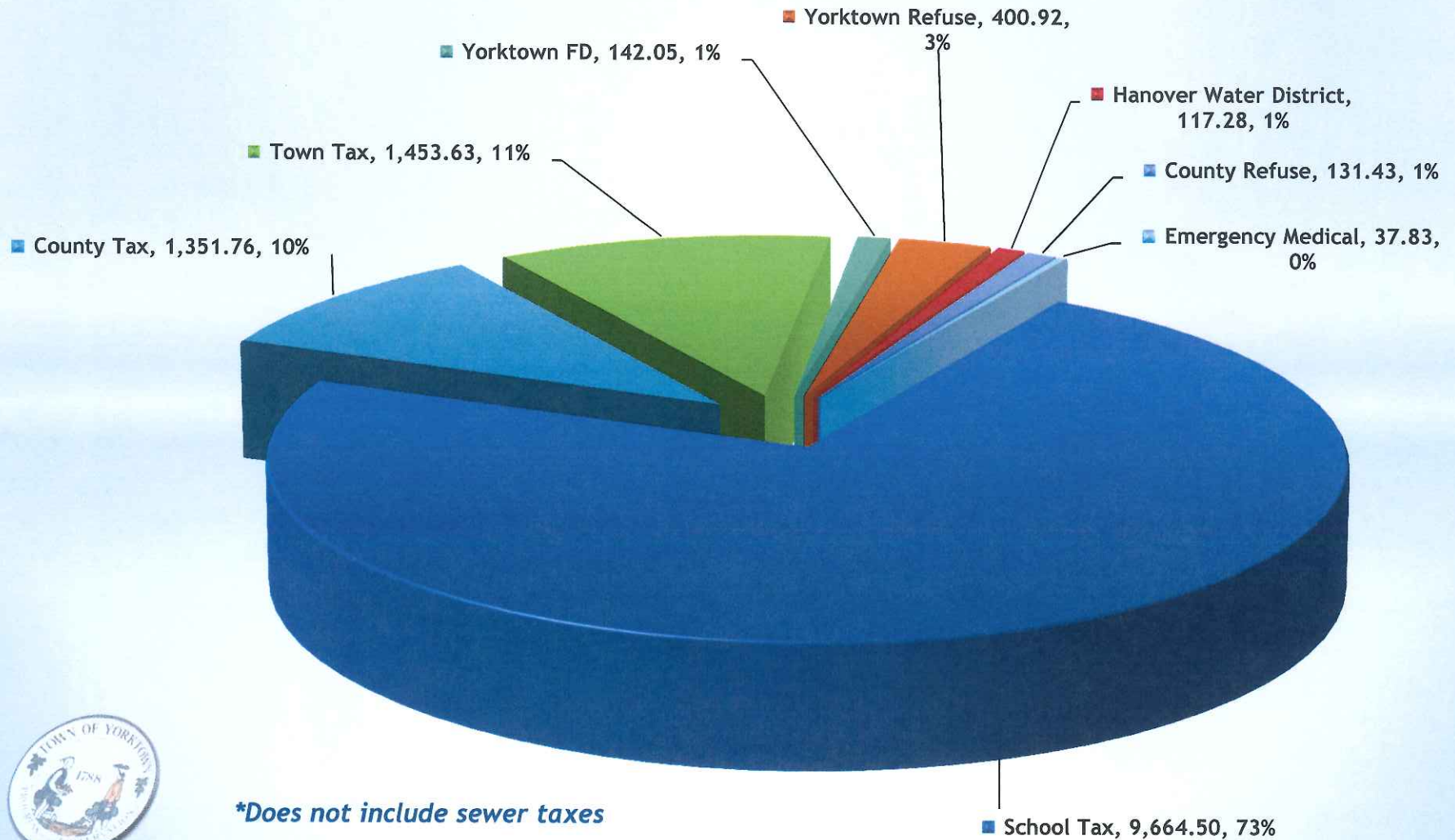
1990 - 2014

Year	Assessed Valuation	Assessed Valuation % Change	Tax Rate	Tax Rate % Change	A,D,L Appropriations	ADL Appropriation % Change
1990	126,910,375	0.76	81.16	4.32	17,569,154	6.95
1991	128,582,815	1.32	87.56	7.89	18,010,412	2.51
1992	127,027,967	(1.21)	81.22	(7.24)	18,158,247	0.82
1993	123,543,326	(2.74)	77.18	(4.98)	17,481,319	(3.73)
1994	120,545,172	(2.43)	77.28	0.13	17,706,464	1.29
1995	119,903,456	(0.53)	83.66	8.26	17,882,812	1.00
1996	119,729,423	(0.15)	87.43	4.51	18,423,170	3.02
1997	120,863,316	0.95	91.24	4.36	18,650,219	1.23
1998	121,666,212	0.66	93.26	2.22	19,532,407	4.73
1999	121,630,651	(0.03)	96.02	2.96	20,147,977	3.15
2000	122,800,742	0.96	98.20	2.27	20,848,397	3.48
2001	123,384,858	0.48	101.64	3.51	21,487,339	3.06
2002	121,887,988	(1.21)	104.35	2.67	22,508,060	4.75
2003	123,290,428	1.15	107.13	2.66	23,525,043	4.52
2004	123,725,905	0.35	110.44	3.09	26,182,512	11.30
2005	124,431,662	0.57	114.22	3.42	27,701,411	5.80
2006	124,783,381	0.28	117.56	2.92	28,426,488	2.62
2007	124,833,331	0.04	122.21	3.96	29,594,448	4.11
2008	125,025,377	0.15	126.15	3.22	30,594,642	3.38
2009	125,922,341	0.72	129.41	2.59	30,009,098	(1.91)
2010	127,310,141	1.10	132.13	2.10	29,972,125	(0.12)
2011	127,412,430	0.08	135.45	2.51	30,038,243	0.22
2012	126,638,090	(0.61)	138.91	2.55	30,948,122	3.03
2013	126,568,929	(0.05)	144.99	4.38	32,424,674	4.77
2014	126,248,104	(0.25)	147.49	1.46	33,814,063	4.28

% Change in Tax Rate



Tax Illustration of a \$10,000 Assessed Home Total 2013 Taxes: Yorktown School District \$13,299.40*

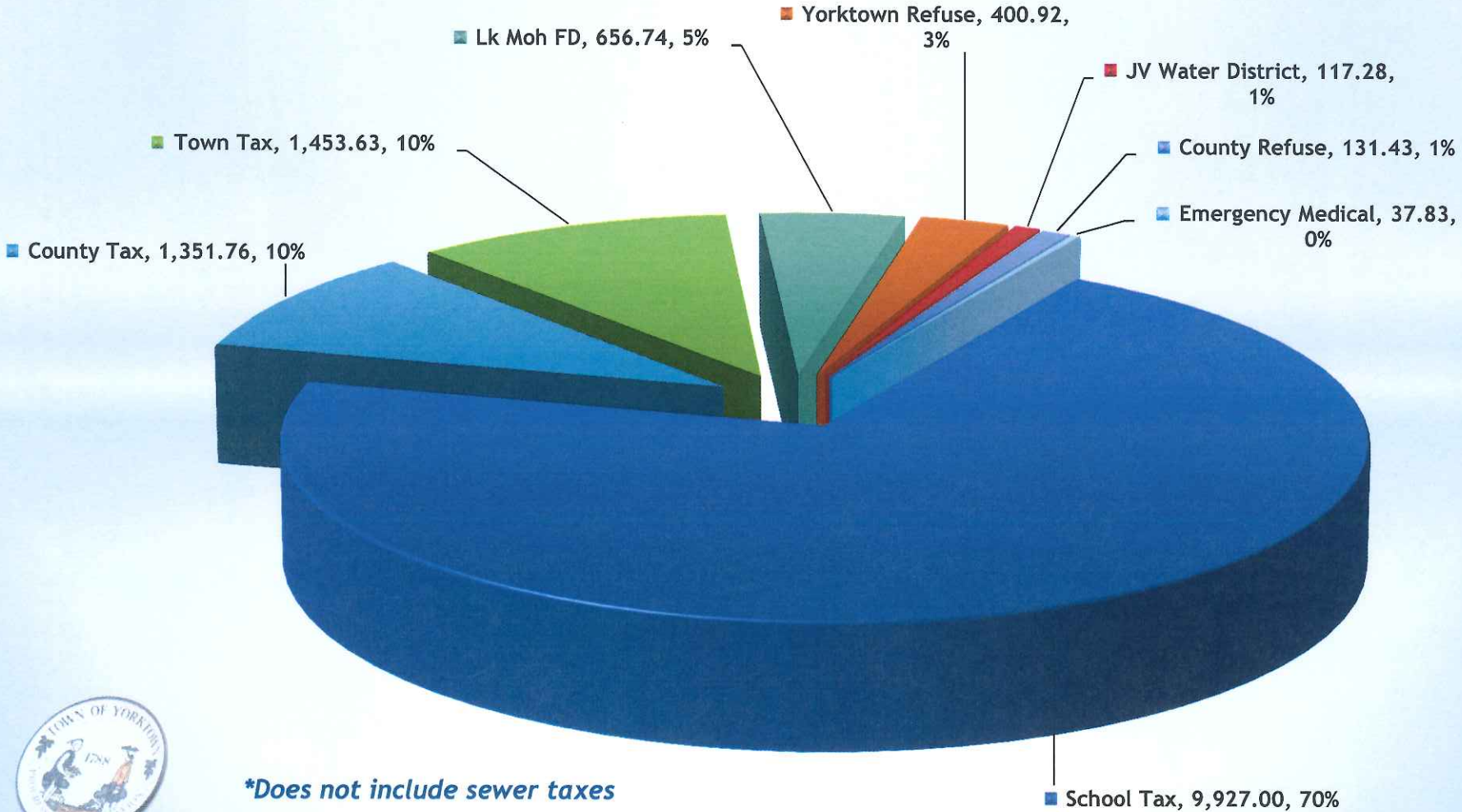


**Does not include sewer taxes*



Tax Illustration of a \$10,000 Assessed Home Total

2013 Taxes: Lakeland School District \$14,076.59*



**Does not include sewer taxes*

