

## Five Year Capital Plan


The Capital Plan is a blueprint that defines major projects that the Town hopes to undertake and complete over the next five years in addition to the purchase of vehicles and equipment that have greater than a five-year life span. The Plan includes "must do" projects such as road and bridge repairs as well as the "it would be nice to have" projects such as a new park and / or recreational facilities.

The capital planning process begins with department heads identifying the major projects they feel should / need to be implemented, along with the estimated costs associated with each project and whether the project is likely to be funded by borrowing, grants, fund balance or the annual budget.

The list is then reviewed by the Town Board who then approves the projects based on need, and decides how the projects will be funded. If it is concluded that borrowing will be necessary to fund certain projects, the Board must determine how much debt service the Town can responsibly undertake annually.

Based on that review the Town Board adopts, as part of the Budget, a one-year Capital Budget that lists the projects likely to be implemented during that year and how each of the projects will be funded, and a five-year Capital Plan that looks ahead to the projects that will need to be completed in the future.

Debt for projects previously approved as well as new capital projects funded by borrowing is reflected in the debt service portion of each of the funds having a liability of principal and interest payments.



2021 Capital Plan

Project	#	Stage	Anticipated Start	Total Cost	Funding Source			Source	Grant Reimb	Source
					Gen'l Budget	BAN / Bond	Other Unspecified			
<b>BUILDINGS &amp; GROUNDS</b>										
		Complete	2020							
<b>Total Town Hall Projects Completed</b>				0	0	0	0			
Replace Front Stairs, Rails, Ramp & Oil Tank	1	Design	2021	45,000			45,000	Capital Contingency		
Replace Town Hall slate roof shingles	2	Design	2021	62,000			62,000	Capital Contingency		
Install a Fire & Safety Detection System	3	Design	2022	31,000			31,000	Capital Contingency		
Replace Phone System Townwide	4	Design	2022	100,000			100,000	Fund Balance		
Repave/Top Coat Commuter Parking Lot (Explore solar )	5	Design	2023	75,000			75,000	Fund Balance	75,000	MS4 Drainage Project
Replace Board Room, Basement, & Main Floor Tiles	6	Idea	2024	41,000			41,000	Fund Balance		
<b>Total Town Hall Projects Proposed</b>				354,000	0	0	354,000			
		Complete	2020							
<b>Total AACCCC Projects Completed</b>				0	0	0	0			
AACCCC Gymnasium floor removal and replacement	1	Design	2021	65,000			65,000	Capital Contingency		
AACCCC Nutrition Center floor removal and replacement	2	Design	2022	25,000			25,000	Capital Contingency		
Replace Roof (Gym & Marquis)	3	Design	2022	255,000			255,000	Fund Balance		
<b>Total AACCCC Projects Proposed</b>				345,000	0	0	345,000			
<b>ENGINEERING</b>										
Replace Retaining Wall on Mohegan Avenue		Complete	2020	936,000			936,000	Fund Balance		
<b>Total Engineering Projects Completed</b>				936,000	0	0	936,000			
Hill Blvd Bridge Replacement	1	Construction	2021	2,600,000			2,600,000	Fund Balance	2,470,000	NYS DOT Grant
Veterans Rd Culvert Replacement	2	Construction	2021	820,000			820,000	Fund Balance	820,000	NYS DOT Grant
Old Crompond Rd Culvert Repair/Replacement #1	3	Design	2021	75,000			75,000	Fund Balance		Possible Grant (BridgeNY)
Ridge Street Retaining Wall Stabilization/Culvert Rehabilitation #2	4	Design	2021	75,000			75,000	Fund Balance		Possible Grant (BridgeNY)
Strang Blvd Gabion Wall Rehabilitation #3	5	Design	2021	95,000			95,000	Fund Balance		
Old Crompond Rd Culvert Repair/Replacement	6	Construction	2022	325,000			325,000	Fund Balance		Possible Grant (BridgeNY)
Ridge Street Retaining Wall Stabilization/Culvert Rehabilitation	7	Construction	2022	350,000			350,000	Fund Balance		Possible Grant (BridgeNY)
Strang Blvd Gabion Wall Rehabilitation	8	Construction	2022	300,000			300,000	Fund Balance		Possible Grant (BridgeNY)
Highbrook Street Culvert Rehabilitation/Re-Lining	9	Design	2023	145,000			145,000	Fund Balance		Possible Grant (BridgeNY)
Greenwood St Bridge Repair/Replacement	10	Design	2023	400,000			400,000	Fund Balance		Possible Grant (BridgeNY)
Highbrook Street Culvert Rehabilitation/Re-Lining	11	Construction	2024	600,000			600,000	Fund Balance		Possible Grant (BridgeNY)
Greenwood St Bridge Repair/Replacement	12	Construction	2024	1,600,000			1,600,000	Fund Balance		Possible Grant (BridgeNY)
Old Kitchawan Rd Culvert Repair/Replacement	13	Design	2025	140,000			140,000	Fund Balance		Possible Grant (BridgeNY)
Brookside Ave Culvert Replacement	14	Design	2025	750,000			750,000	Fund Balance		Possible Grant (BridgeNY)
Old Kitchawan Rd Culvert Repair/Replacement	15	Construction	2026	640,000			640,000	Fund Balance		Possible Grant (BridgeNY)
Arcady Road Repair	16	Idea	2026	TBD			TBD			
<b>Total Engineering Projects Proposed</b>				8,915,000	0	0	8,915,000			
<b>Sewer</b>										
Peekskill Sewer Collection System- I&I Flow Study		Complete	2020	150,000			150,000	Sewer Fund Balance		
<b>Total Engineering Projects Completed</b>				150,000	0	0	150,000			
Pump Station Rehab: Walden Woods, Jeff Park, Jeff Valley	1	In Progress	2020	2,345,000			2,345,000	Sewer Fund Balance		
Pump Station Rehab: Engineering Design- 4 pump stations	2	In Progress	2020	400,000			400,000	Sewer Fund Balance		

HMSD Collection System - I&I Flow Study	3	Planned	2021	150,000			150,000	Sewer Fund Balance		
Pump Station Rehabilitation: Study/Design - Hunterbrook Sewer District	4	Idea	2021	40,000			40,000	Sewer Fund Balance		
District-Wide Sewer Rate Study	5	Idea	2021	150,000			150,000	Sewer Fund Balance		
Peekskill Sewer Collection System - Engineering Study for SSES	6	Planned	2021	200,000			200,000	Sewer Fund Balance	200,000	Possible Grant
HMSD Extension Project - Phase 1	7	Planned	2023	14,300,000		14,300,000			10,000,000	Possible Grant
WWTP Improvements: Construction - Electrical & Generator Upgrades	8	Construction	2022	600,000			600,000	Sewer Fund Balance	600,000	O&M Agreement with NYCDEP?
Pump Station Rehab: Construction - 4 pump stations	9	Construction	2022	2,500,000			2,500,000	Sewer Fund Balance		
Yorktown Heights WPCF Facility Study & Needs Assessment	10	Idea	2022	250,000			250,000	Sewer Fund Balance		
Pump Station Rehabilitation: Construction - Hunterbrook Sewer District	11	Idea	2022	500,000			500,000	Sewer Fund Balance		
Peekskill Sewer Collection System - SSES Improvements	12	Planned	2023	600,000			600,000	Sewer Fund Balance	600,000	Possible Grant
Yorktown Heights WPCF Headworks & Sludge Upgrades	13	Idea	2023	2,000,000		2,000,000			2,000,000	Possible Grant
WWTP & Pump Station - SCADA & Instrumentation Upgrade	14	Idea	2024	1,000,000		1,000,000				
Yorktown Heights WPCF Facility Upgrade	15	Idea	2024	5,000,000		5,000,000			5,000,000	Possible Grant
<b>Total Sewer Projects Proposed</b>				<b>30,035,000</b>	<b>0</b>	<b>22,300,000</b>	<b>7,735,000</b>			

<b>HIGHWAY</b>										
<b>Building Improvements</b>										
Building renovation, addition, and ventilation	1	In Design	2021	725,000			725,000	Highway Fund Balance	725,000	SAM Grants
<b>Total Building Improvements Proposed</b>				<b>725,000</b>	<b>0</b>	<b>0</b>	<b>725,000</b>			
<b>Equipment</b>										
<i>Purchase Trucks - F650</i>		<i>Complete</i>	<i>2020</i>	<i>93,382</i>	<i>93,382</i>			<i>Highway Dept</i>		
<b>Total Highway Equipment Purchases Completed</b>				<b>93,382</b>	<b>93,382</b>	<b>0</b>	<b>0</b>			
Purchase Trucks - Tree Truck #1	3	Idea	2021	300,000	300,000					
Purchase Radios & GPS for all Trucks	1	Idea	2022	75,000	75,000					
Purchase Trucks - 4 Wheel Drive Plow Trucks (1)	2	Idea	2022	190,000	190,000					
Purchase Trucks - Loader	4	Idea	2022	280,000	280,000					
Purchase Trucks - F650 (1)	5	Idea	2022	91,000	91,000					
Purchase Trucks - 4 Wheel Drive Plow Trucks (1)	6	Idea	2022	200,000	200,000					
Purchase Trucks - F550 (1)	7	Idea	2023	91,000	91,000					
Purchase Trucks - 4 Wheel Drive Plow Trucks (1)	8	Idea	2023	200,000	200,000					
Purchase Trucks - F550 (1)	9	Idea	2024	100,000	100,000					
Purchase Trucks - 4 Wheel Drive Plow Trucks (1)	10	Idea	2024	210,000	210,000					
Purchase Trucks - F550 (1)	11	Idea	2025	100,000	100,000					
Purchase Trucks - 4 Wheel Drive Plow Trucks (1)	12	Idea	2025	210,000	210,000					
<b>Total Trucks/Equipment Proposed</b>				<b>1,747,000</b>	<b>1,747,000</b>	<b>0</b>	<b>0</b>			
<b>Paving</b>										
<i>Paving Miles Completed</i>		<i>Complete</i>	<i>2020</i>							
<b>Total Paving Completed</b>										
Paving Approx. 5 miles of Road	1	Planned	2021	1,538,375	1,538,375				388,375	CHIPS/Winter Recovery
Paving Approx. 5 miles of Road	2	Planned	2022	1,500,000	1,500,000				460,000	CHIPS
Paving Approx. 5 miles of Road	3	Planned	2023	1,500,000	1,500,000				460,000	CHIPS
Paving Approx. 5 miles of Road	4	Planned	2024	1,500,000	1,500,000				460,000	CHIPS
Paving Approx. 5 miles of Road	5	Planned	2025	1,500,000	1,500,000				460,000	CHIPS
<b>Total Paving Proposed</b>				<b>7,538,375</b>	<b>7,538,375</b>	<b>0</b>	<b>0</b>			
<b>Drainage Projects</b>										
<i>Drainage Projects Completed</i>		<i>Complete</i>	<i>2020</i>							
<b>Total Drainage Projects Completed</b>		<b>Complete</b>	<b>2020</b>							

Drainage Projects	1	Idea	2021	60,000	60,000				
Drainage Projects	2	Idea	2022	200,000	200,000				
Drainage Projects	3	Idea	2023	200,000	200,000				
Drainage Projects	4	Idea	2024	200,000	200,000				
Drainage Projects	5	Idea	2025	200,000	200,000				
<b>Total Drainage/Improvement Projects Proposed</b>				<b>860,000</b>	<b>860,000</b>	<b>0</b>	<b>0</b>		
<b>LIBRARY</b>									
Front Porch Repair		Complete	2020	7,000	7,000				
Replace T-8 and T-12 Fluorescent Lights with LED Fixtures in Adult Room		Complete	2020	7,480			7,480	Library Trustees' Gift Fund	
<b>Total Library Projects Completed</b>				<b>14,480</b>	<b>7,000</b>	<b>0</b>	<b>7,480</b>		
Install 3 composite window surrounds, repair and prime wood and paint building	1	Idea	2020-2021	50,000	50,000				
Sprinkler System Pipe Repair	2	Planned	2020-2021	15,000			15,000	Library Fund Balance	
Required upgrades to the library elevator	3	Planned	2021	16,500	16,500				
Security upgrade to include additional security cameras, new window locks, new door alarms on emergency exits	4	Idea	2021	10,000	10,000				
Network Wiring	5	Planned	2022	50,000			50,000	Library Fund Balance	
Parking lot repairs and repaving	6	Idea	2022	11,000	11,000				
Installation of a generator to run HVAC and septic during extended power outages	7	Idea	2022	15,000	5,000		10,000	Library Fund Balance	
Adult Room Renovation (interior glass walls, carpet, electrical work, recabing, furniture)	8	Idea	2023	1,500,000			1,500,000	Library Trustees' Gift Fund, Friends of the Library	
Installation of an outdoor electronic sign	9	Idea	2023	16,000			16,000	Friends of the Library	
<b>Total Library Projects Proposed</b>				<b>1,683,500</b>	<b>92,500</b>	<b>0</b>	<b>1,591,000</b>		
<b>NUTRITION</b>									
2 New Senior Vans		In Progress	2020	137,000			137,000	NYS DOT/Senior Trust	
Senior Van		In Progress	2020	57,999			57,999		CDBG
Reach-In Freezer		In Progress	2020	5,325	5,325			5,325	Westchester County
<b>Total Nutrition Projects Completed</b>				<b>200,324</b>	<b>5,325</b>	<b>0</b>	<b>194,999</b>		
Reach-In Refrigerator	1	Idea	2021	4,300	4,300				
<b>Total Nutrition Projects Proposed</b>				<b>4,300</b>	<b>4,300</b>	<b>0</b>	<b>0</b>		
<b>PARKS &amp; RECREATION</b>									
<b>Total Parks &amp; Recreation Projects Completed</b>		Complete	2020	<b>0</b>	<b>0</b>	<b>0</b>	<b>0</b>		
Valley Field Golf Course		In Progress	2017	0	0				
Junior Lake Concrete Repair of Deck		In Progress	2020	10,000	10,000				
Fleet Replacement - F350 Pick Up XL Extended Cab	1	Idea	2021	50,000	50,000			Fund Balance	
Equipment Purchase - Toro 5910 Groundsmaster	2	Idea	2021	113,683			113,683	Fund Balance	
Downing Park - Parking Lot Paving continued	3	Idea	2021	28,000			28,000	Parkland Trust	
Fitness Court at Granite Knolls (Vander NFC)	4	Idea	2022	150,000			150,000	Parkland Trust	
Conversion to LED Lights at Route 202 Field & in Shrub Oak (existing bulbs are no longer made)	5	Idea	2022	162,000			162,000	Fund Balance	
Railroad Park - Basketball Court Reconstruction	6	Idea	2022	25,000			25,000	Parkland Trust	
Kensington Woods - Seal, Repair, Resurface Basketball Court	7	Idea	2022	13,000	13,000				
Holland Sporting Club - Engineering Services	8	Idea	2023	27,000			27,000	Parkland Trust	
Holland Sporting Club Construction	9	Idea	2024	400,000			400,000	Parkland Trust	
Playground Equipment and Repair	10	Idea	2024	100,000			100,000	Parkland Trust	
Splash Park & Tot Lot at Sparkle Lake	11	Idea	2025	200,000			200,000	Parkland Trust	Possible Parks Grant
Downing Park Tennis Courts - Upper	12	Idea	2025	125,100			125,100	Parkland Trust	
<b>Total Parks &amp; Recreation Projects Proposed</b>				<b>1,393,783</b>	<b>63,000</b>	<b>0</b>	<b>1,330,783</b>		
<b>PLANNING</b>									
Pines Bridge Monument		Complete	2019	297,500			297,500	Fund Balance / Donations	Murphy-DASHY SAM #9136

Railroad Station Building Restoration		Complete	2020	488,463			488,463	Fund Balance	295,762	NYSDOT Grant
<b>Total Planning Projects Completed</b>				<b>785,963</b>	<b>0</b>	<b>0</b>	<b>785,963</b>			
Railroad Park Station Renovation - Front Sill Replacement	1	Planned	2021	40,000			40,000	Fund Balance		
Comprehensive Plan Update	2	Planned	2021	60,000			60,000	Fund Balance		
Patriot Park Improvements - Paving path past memorials to garden	3	In Design	2021	50,000			50,000			
Zino Barn Relocation	4	In Progress	2022	95,000			95,000			
Veterans Road Sidewalk, Commerce Street to Maple Hill Street	5	In Design	2022	200,000			200,000			
Interpretive Signage in Historical Areas	6	Idea	2022	25,000			25,000			
Commerce Street Streetscape, Firehouse to Kear Street	7	Idea	2023	530,000			530,000			
Jefferson Valley Master Plan	8	Idea	2023	25,000			25,000			
Veterans Road Streetscape, Commerce Street to Downing Drive	9	Idea	2024	200,000			200,000			
Mohegan Lake Park	10	Idea	2024	125,000			125,000			
Downing Drive, Commerce Street to Veterans Road	11	Idea	2025	354,000			354,000			
Downing Drive, Veterans Road to Route 118	12	Idea	2025	220,000			220,000			
<b>Total Planning Projects Proposed</b>				<b>1,924,000</b>	<b>0</b>	<b>0</b>	<b>1,924,000</b>			
<b>CENTRAL GARAGE</b>										
		Complete	2020							
<b>Total Central Garage Projects Completed</b>				<b>0</b>	<b>0</b>					
Upgrade FuelMaster System by installing ethernet - fiber optic connections from R&R to PD fuel pump	1	Idea	2021	17,000	17,000					
Replace Roof on Refuse on Recycling Office	2	Idea	2022	5,000	5,000					
Replace Cement Aprons	3	Idea	2023	10,000	10,000					
<b>Total Central Garage Projects Proposed</b>				<b>32,000</b>	<b>32,000</b>	<b>0</b>	<b>0</b>			
<b>POLICE</b>										
<b>2020 HD Motorcycles (2)</b>		Complete	2020	<b>25,486</b>	<b>25,486</b>					
<b>Total Projects Completed</b>				<b>25,486</b>	<b>25,486</b>	<b>0</b>	<b>0</b>			
Replacement of 46 year old boiler	1	Idea	2022	40,000			40,000	Fund Balance		
Replace 40 year old radio system	2	Idea	2021	975,000		975,000		MTA Plan. If not, estimated cost \$1.3M.		
Sidewalk/Curbing Replacement	3	Idea	2021	15,000	15,000			Capital Contingency		
Replace Windows	4	Idea	2022	65,000			65,000	Fund Balance		
<b>Total Police Department Projects Proposed</b>				<b>1,095,000</b>	<b>15,000</b>	<b>975,000</b>	<b>105,000</b>			
<b>TOWN COURT</b>										
<b>Total Projects Completed</b>				<b>0</b>	<b>0</b>	<b>0</b>	<b>0</b>			
Repair/Replace Promenade	1	Idea	2021	275,000			275,000	Fund Balance		
Control System for Pump Room at Courthouse	2	Idea	2021	25,000	25,000					
Windows/Sealants/Mortar/Coping/Security Film	3	Idea	2021	43,000	43,000					
Replace Carpets throughout Courthouse	4	Idea	2022	50,000	50,000					
Convert Lighting to LED	5	Idea	2023	25,000	25,000					
Replace Lobby Flooring	6	Idea	2024	50,000	50,000					
<b>Total Town Court Projects Proposed</b>				<b>468,000</b>	<b>193,000</b>	<b>0</b>	<b>275,000</b>			
<b>WATER DISTRICT</b>										
Replace 1999 Backhoe		Complete	2020	111,008	111,008			Water District		
Hydraulic Hammer		Complete	2020	9,067	9,067			Water District		
On-Call Consulting Water Engineer for Large Projects		Complete	2020	25,000	25,000			Water District		
<b>Total Projects Completed</b>				<b>145,073</b>	<b>145,073</b>	<b>0</b>	<b>0</b>			
Equipment										


Replace 1 Pick Up Truck	1	Idea	2020	37,000	37,000				
Replacement Small Vac Truck	3	Idea	2021	120,000			120,000	Fund Balance	
Replace 2009 Vactor	4	Idea	2021	300,000			300,000	Fund Balance	
Replace 1 Pick Up Truck	5	Idea	2022	37,000	37,000				
Replace 1 Pick Up Truck	6	Idea	2023	37,000	37,000				
Replace 1 Pick Up Truck	7	Idea	2024	37,000	37,000				
Replace 1 Pick Up Truck	8	Idea	2025	37,000	37,000				
Replace 1 Pick Up Truck	9	Idea	2026	37,000	37,000				
<b>Water System</b>									
Purchase of Generators for Water Dept & French Hill		Idea	2020	87,000	87,000				
Hydraulic Study of Water System		Idea	2020	75,000	75,000				
Addition of Fluoride to Drinking Water		In Progress	2020	1,078,470			1,078,470	Water Fund Balance	901,050 NYS Dept of Health
Continue Water Meter Replacement Project (200 meters/year) - Total Project Left 4,800 meters		In Progress	2020	85,000	85,000				
Continue Water Meter Replacement Project (200 meters/year)	1	In Progress	2021	85,000	85,000				
Continue Water Meter Replacement Project (200 meters/year)	2	In Progress	2022	75,000	75,000				
Continue Water Meter Replacement Project (200 meters/year)	3	In Progress	2023	75,000	75,000				
Continue Water Meter Replacement Project (200 meters/year)	4	In Progress	2024	75,000	75,000				
Continue Water Meter Replacement Project (200 meters/year)	5	In Progress	2025	75,000	75,000				
Scraping & Cement Relining of Aged Water Main (1 mile/year) - Total Project Cost \$3,000,000	1	Idea	2021	600,000	600,000				
Scraping & Cement Relining of Aged Water Main (1 mile/year)	2	Idea	2022	600,000	600,000				
Scraping & Cement Relining of Aged Water Main (1 mile/year)	3	Idea	2023	600,000	600,000				
Storage Tank Rehabilitation - Total Project Cost \$9,000,000	1	Idea	2021	1,500,000		1,500,000			
Storage Tank Rehabilitation	2	Idea	2022	1,500,000		1,500,000			
Storage Tank Rehabilitation	3	Idea	2023	1,500,000		1,500,000			
Storage Tank Rehabilitation	4	Idea	2024	1,500,000		1,500,000			
Storage Tank Rehabilitation	5	Idea	2025	1,500,000		1,500,000			
Storage Tank Rehabilitation		Idea	2026	1,500,000		1,500,000			
Storage Tank Vault Rehabilitation/Rebuilding - Total Project Cost \$225,000	1	Idea	2021	56,250	56,250				
Storage Tank Vault Rehabilitation/Rebuilding	2	Idea	2022	56,250	56,250				
Storage Tank Vault Rehabilitation/Rebuilding	3	Idea	2023	56,250	56,250				
Storage Tank Vault Rehabilitation/Rebuilding	4	Idea	2024	56,250	56,250				
Transite (asbestos-cement) Water Main Replacement - Total Project Cost \$18,480,000	1	Idea	2022	300,000	300,000				
Transite (asbestos-cement) Water Main Replacement	2	Idea	2023	300,000	300,000				
Transite (asbestos-cement) Water Main Replacement	3	Idea	2024	300,000	300,000				
Transite (asbestos-cement) Water Main Replacement	4	Idea	2025	300,000	300,000				
Transite (asbestos-cement) Water Main Replacement	5	Idea	2026	300,000	300,000				
<b>Total Water District Projects Proposed</b>				<b>15,187,616</b>	<b>4,669,146</b>	<b>9,000,000</b>	<b>1,498,470</b>		
<b>SOFTWARE UPGRADES</b>									
Assessment Software			2021	56,500			56,500	Fund Balance	
Finance Software			2021	85,000			85,000	Fund Balance	
General Code Software - Building, Engineering, Planning			2021	85,000			85,000	Fund Balance	
<b>Total Town Software Purchases Proposed</b>				<b>226,500</b>		<b>0</b>	<b>226,500</b>		

## YORKTOWN'S EMERGENCY MEDICAL SERVICES

(EMS) ARE PROVIDED BY THREE DIFFERENT ENTITIES

Name	Yorktown Advance Life Support District	Yorktown Volunteer Ambulance Corp (YVAC)	Mohegan Volunteer Fire Association Volunteer Ambulance Corp
<b>Level of Service</b>	Advanced Life Support (ALS) Paramedic	Advanced Life Support (ALS) EMT - I	Advanced Life Support (ALS) EMT - I
<b>Service Area</b>	Town of Yorktown	Town of Yorktown Primarily Yorktown Fire District	Mohegan Fire District
<b>Personnel</b>	Paramedics via contract with Empress Ambulance Service	Volunteer EMT's and support personnel	Volunteer EMT's and support personnel
<b>Vehicles</b>	1 FlyCar via contract with Empress Ambulance Service	3 Ambulances	3 Ambulances
<b>Housing</b>	Rented space in YVAC HQ	Private HQ with 4 bay garage, offices, storage, training & living quarters	Use facilities from Mohegan Volunteer Fire Association
<b>Equipment</b>	3 full sets of medical gear via contract with Empress Ambulance Service	3 sets of medical gear – State certified	3 sets of medical gear – State certified
<b>Funding</b>	Town of Yorktown ALS District Taxes Patient Insurance Billing - Mohegan	Fund Drives  Patient Insurance Billing	Patient Insurance Billing
<b>Hours of Service</b>	2 Paramedics ~ 8am to 8pm 1 Paramedic ~ 8pm to 8am Supplemented by paged volunteer paramedics	24 hours a day by in-house roster of volunteers Supplemented by paged volunteers	24 hours a day by paged volunteers with two-way radio communication

Note: ALS Paramedic Serve works with both Volunteer Ambulance Services as needed for appropriate patient care.  
ALS Intermediate Volunteer ambulance Services provide all transport, occasionally supplemented by STAT Flight helicopter



Date Prepared: 11/16/2020 02:13 PM

Report Date: 11/16/2020

Account Table: SM REV

Alt. Sort Table:

# TOWN OF YORKTOWN

## Budget Preparation Report

BUD4011 1.0

Page 1 of 1

Prepared By: PAT

Fiscal Year: 2021 Period From: 1 To: 12

Account	Description	2018		Original	Adjusted	2020	2021	2021	2021	Variance To
		Actual	Actual	2020 Budget	2020 Budget	Actual Per 1-12	TENTATIVE Stage	PRELIMINA Stage	FINAL Stage	TENTATIVE Stage
<b>Dept 0000</b>										
SM.0000.1001	REAL PROPERTY TAXES	589,050.00	603,500.00	636,350.00	636,350.00	636,350.00	656,450.00	656,450.00		3.16%
SM.0000.1081	PAYMENTS IN LIEU OF TAXES	1,072.00	0.00	0.00	0.00	0.00				0.00%
SM.0000.1625	PATIENT BILLING (MOHEGAN)	6,498.39	13,407.53	10,000.00	10,000.00	18,567.61	10,000.00	10,000.00		0.00%
SM.0000.2401	INTEREST EARNINGS	2,513.38	3,398.23	3,000.00	3,000.00	1,289.12	2,000.00	2,000.00		-33.33%
<b>Total Dept 0000</b>		<b>(599,133.77)</b>	<b>(620,305.76)</b>	<b>(649,350.00)</b>	<b>(649,350.00)</b>	<b>(656,206.73)</b>	<b>(668,450.00)</b>	<b>(668,450.00)</b>	<b>0.00</b>	<b>2.94%</b>
<b>Grand Total</b>		<b>(599,133.77)</b>	<b>(620,305.76)</b>	<b>(649,350.00)</b>	<b>(649,350.00)</b>	<b>(656,206.73)</b>	<b>(668,450.00)</b>	<b>(668,450.00)</b>	<b>0.00</b>	<b>2.94%</b>

NOTE: One or more accounts may not be printed due to Account Table restrictions.



Date Prepared: 11/16/2020 02:13 PM  
 Report Date: 11/16/2020  
 Account Table: SM EXP  
 Alt. Sort Table:

## TOWN OF YORKTOWN Budget Preparation Report

BUD4011 1.0  
 Page 1 of 1  
 Prepared By: PAT

Fiscal Year: 2021 Period From: 1 To: 12

Account	Description	2018	2019	Original	Adjusted	2020	2021	2021	2021	Variance To
		Actual	Actual	2020 Budget	2020 Budget	Actual Per 1-12	TENTATIVE Stage	PRELIMINA Stage	FINAL Stage	TENTATIVE Stage
<b>Dept 4540</b>	<b>EMERGENCY MEDICAL SERVICES ALS</b>									
SM.4540.0425	PARAMEDIC CONTRACT	598,950.00	616,900.07	635,400.00	635,400.00	529,500.00	654,500.00	654,500.00		3.01%
SM.4540.0430	YVAC: PARAMEDIC SUPPORT	11,700.00	11,700.00	11,700.00	11,700.00	7,800.00	11,700.00	11,700.00		0.00%
SM.4540.0498	TAX REFUNDS	83.99	814.83	2,000.00	2,000.00	755.65	2,000.00	2,000.00		0.00%
<b>Total Dept 4540</b>	<b>EMERGENCY MEDICAL SERVICES ALS</b>	<b>610,733.99</b>	<b>629,414.90</b>	<b>649,100.00</b>	<b>649,100.00</b>	<b>538,055.65</b>	<b>668,200.00</b>	<b>668,200.00</b>	<b>0.00</b>	<b>2.94%</b>
<b>Dept 9700</b>	<b>DEBT SERVICES</b>									
SM.9700.0710	INTEREST EXPENSE	133.75	209.56	250.00	250.00	190.17	250.00	250.00		0.00%
<b>Total Dept 9700</b>	<b>DEBT SERVICES</b>	<b>133.75</b>	<b>209.56</b>	<b>250.00</b>	<b>250.00</b>	<b>190.17</b>	<b>250.00</b>	<b>250.00</b>	<b>0.00</b>	<b>0.00%</b>
<b>Grand Total</b>		<b>610,867.74</b>	<b>629,624.46</b>	<b>649,350.00</b>	<b>649,350.00</b>	<b>538,245.82</b>	<b>668,450.00</b>	<b>668,450.00</b>	<b>0.00</b>	<b>2.94%</b>

NOTE: One or more accounts may not be printed due to Account Table restrictions.

## PARK AND IMPROVEMENT DISTRICTS

The Town of Yorktown operates six park districts and one lake improvement district.

These districts were created over the last thirty years at the request of residents in each of the geographical areas to improve the quality of life in their particular neighborhood.


Four of these Park Districts ~ Amazon Park, Mohegan Beach, Mohegan Highlands and Shrub Oak Lake Estates ~ are located and operate summer beaches on Mohegan Lake. Shrub Oak Community Beach Park District is situated in the Shrub Oak Hamlet on a widened and dammed part of the Shrub Oak Brook. It also provides a beach facility for district resident use.

The Bethel Acres Park District was created during the planning and subsequent approval of the Bethel Acres Subdivision. It is an area of scenic woodlands located on Granville Court in the vicinity of the Franklin Roosevelt State Park.

The Lake Mohegan Improvement District includes most of the homes in the Mohegan Lake Hamlet. It was created solely for the purposes of maintaining and enhancing the quality of waters of Lake Mohegan and its surrounding area.

The use of these districts is exclusive to district residents. Budgets for each of these districts are prepared by the elected district boards and submitted to the Town Comptroller. The Town collects monies through taxes from each of the district residents according to each district's budget.

The Town provides additional services to these districts primarily by the Finance Department who aid with and oversee accounts payable and administer district payrolls. The Parks & Recreation, Highway, Engineering, Legal, Town Clerk and Building Departments, provide assistance as requested to maintain and operate the beach areas.



Date Prepared: 11/16/2020 02:15 PM

Report Date: 11/16/2020

Account Table: AP REVENUE

Alt. Sort Table:

# TOWN OF YORKTOWN Budget Preparation Report

BUD4011 1.0

Page 1 of 1

Prepared By: PAT

Fiscal Year: 2021 Period From: 1 To: 12

Account	Description	2018	2019	Original	Adjusted	2020	2021	2021	2021	Variance To
		Actual	Actual	2020 Budget	2020 Budget	Actual Per 1-12	TENTATIVE Stage	PRELIMINA Stage	FINAL Stage	TENTATIVE Stage
<b>Dept 0000</b>										
AP.0000.1001	TAXES	12,000.00	12,000.00	12,000.00	12,000.00	12,000.00	12,400.00	12,400.00		3.33%
AP.0000.2401	INTEREST EARNINGS	475.32	653.69	250.00	250.00	309.87	300.00	300.00		20.00%
AP.0000.2680	INSURANCE RECOVERIES	3,038.17	0.00	0.00	0.00	0.00				0.00%
<b>Total Dept 0000</b>		<b>(15,513.49)</b>	<b>(12,653.69)</b>	<b>(12,250.00)</b>	<b>(12,250.00)</b>	<b>(12,309.87)</b>	<b>(12,700.00)</b>	<b>(12,700.00)</b>	<b>0.00</b>	<b>3.67%</b>
<b>Grand Total</b>		<b>(15,513.49)</b>	<b>(12,653.69)</b>	<b>(12,250.00)</b>	<b>(12,250.00)</b>	<b>(12,309.87)</b>	<b>(12,700.00)</b>	<b>(12,700.00)</b>	<b>0.00</b>	<b>3.67%</b>

NOTE: One or more accounts may not be printed due to Account Table restrictions.

Date Prepared: 11/16/2020 02:16 PM

Report Date: 11/16/2020

Account Table: AP EXPENSE

Alt. Sort Table:

# TOWN OF YORKTOWN Budget Preparation Report

BUD4011 1.0

Page 1 of 1

Prepared By: PAT

Fiscal Year: 2021 Period From: 1 To: 12

Account	Description	2018	2019	Original	Adjusted	2020	2021	2021	2021	Variance To
		Actual	Actual	2020 Budget	2020 Budget	Actual Per 1-12	TENTATIVE Stage	PRELIMINA Stage	FINAL Stage	TENTATIVE Stage
<b>Dept 7180</b>	<b>BEACH &amp; POOL FACILITIES</b>									
AP.7180.0401	SUPPLIES	1,393.63	1,363.11	1,500.00	1,500.00	256.22	1,500.00	1,500.00		0.00%
AP.7180.0407	ELECTRIC	137.88	143.39	100.00	100.00	29.74	100.00	100.00		0.00%
AP.7180.0412	POSTAGE	73.50	55.00	150.00	150.00	0.00	100.00	100.00		-33.33%
AP.7180.0416	PROPERTY MAINTENANCE	7,492.99	2,895.00	3,000.00	3,000.00	218.06	3,000.00	3,000.00		0.00%
AP.7180.0450	WATER PURCHASE	38.50	37.27	250.00	250.00	4.55	250.00	250.00		0.00%
AP.7180.0454	PROPERTY IMPROVEMENTS	7,250.00	0.00	0.00	0.00	0.00				0.00%
AP.7180.0460	MAINT & REPAIR	424.04	1,375.05	1,500.00	1,500.00	579.52	1,500.00	1,500.00		0.00%
AP.7180.0467	LIABILITY INSURANCE	3,256.00	1,506.00	2,000.00	2,000.00	0.00	2,500.00	2,500.00		25.00%
AP.7180.0497	TAXES	972.92	992.14	1,250.00	1,250.00	980.78	1,250.00	1,250.00		0.00%
<b>Total Dept 7180</b>	<b>BEACH &amp; POOL FACILITIES</b>	<b>21,039.46</b>	<b>8,366.96</b>	<b>9,750.00</b>	<b>9,750.00</b>	<b>2,068.87</b>	<b>10,200.00</b>	<b>10,200.00</b>	<b>0.00</b>	<b>4.62%</b>
<b>Dept 9901</b>	<b>TRANSFERS TO OTHER FUNDS</b>									
AP.9901.0903	TRANSFER TO GENERAL FUND	2,500.00	2,500.00	2,500.00	2,500.00	2,500.00	2,500.00	2,500.00		0.00%
<b>Total Dept 9901</b>	<b>TRANSFERS TO OTHER FUNDS</b>	<b>2,500.00</b>	<b>2,500.00</b>	<b>2,500.00</b>	<b>2,500.00</b>	<b>2,500.00</b>	<b>2,500.00</b>	<b>2,500.00</b>	<b>0.00</b>	<b>0.00%</b>
<b>Grand Total</b>		<b>23,539.46</b>	<b>10,866.96</b>	<b>12,250.00</b>	<b>12,250.00</b>	<b>4,568.87</b>	<b>12,700.00</b>	<b>12,700.00</b>	<b>0.00</b>	<b>3.67%</b>

NOTE: One or more accounts may not be printed due to Account Table restrictions.

Date Prepared: 11/16/2020 02:16 PM

Report Date: 11/16/2020

Account Table: BA REVENUE

Alt. Sort Table:

# TOWN OF YORKTOWN Budget Preparation Report

BUD4011 1.0

Page 1 of 1

Prepared By: PAT

Fiscal Year: 2021 Period From: 1 To: 12

Account	Description	2018	2019	Original	Adjusted	2020	2021	2021	2021	Variance To
		Actual	Actual	2020 Budget	2020 Budget	Actual Per 1-12	TENTATIVE Stage	PRELIMINA Stage	FINAL Stage	TENTATIVE Stage
Dept 0000	.									
BA.0000.1001	TAXES	2,000.00	2,000.00	2,000.00	2,000.00	2,000.00	2,500.00	2,500.00		25.00%
BA.0000.2401	INTEREST EARNINGS	9.33	14.40	0.00	0.00	1.62				0.00%
<b>Total Dept 0000</b>	.	<b>(2,009.33)</b>	<b>(2,014.40)</b>	<b>(2,000.00)</b>	<b>(2,000.00)</b>	<b>(2,001.62)</b>	<b>(2,500.00)</b>	<b>(2,500.00)</b>	<b>0.00</b>	<b>25.00%</b>
<b>Grand Total</b>		<b>(2,009.33)</b>	<b>(2,014.40)</b>	<b>(2,000.00)</b>	<b>(2,000.00)</b>	<b>(2,001.62)</b>	<b>(2,500.00)</b>	<b>(2,500.00)</b>	<b>0.00</b>	<b>25.00%</b>

NOTE: One or more accounts may not be printed due to Account Table restrictions.

Date Prepared: 11/16/2020 02:17 PM

Report Date: 11/16/2020

Account Table: BA EXPENSE

Alt. Sort Table:

# TOWN OF YORKTOWN

## Budget Preparation Report

BUD4011 1.0

Page 1 of 1

Prepared By: PAT

Fiscal Year: 2021 Period From: 1 To: 12

Account	Description	2018 Actual	2019 Actual	Original 2020 Budget	Adjusted 2020 Budget	2020 Actual Per 1-12	2021 TENTATIVE Stage	2021 PRELIMINA Stage	2021 FINAL Stage	Variance To TENTATIVE Stage
Dept 9901	TRANSFERS TO OTHER FUNDS									
BA.9901.0903	TRANSFER TO GENERAL FUND	2,000.00	2,000.00	2,000.00	2,000.00	2,000.00	2,500.00	2,500.00		25.00%
<b>Total Dept 9901</b>	<b>TRANSFERS TO OTHER FUNDS</b>	<b>2,000.00</b>	<b>2,000.00</b>	<b>2,000.00</b>	<b>2,000.00</b>	<b>2,000.00</b>	<b>2,500.00</b>	<b>2,500.00</b>	<b>0.00</b>	<b>25.00%</b>
<b>Grand Total</b>		<b>2,000.00</b>	<b>2,000.00</b>	<b>2,000.00</b>	<b>2,000.00</b>	<b>2,000.00</b>	<b>2,500.00</b>	<b>2,500.00</b>	<b>0.00</b>	<b>25.00%</b>

NOTE: One or more accounts may not be printed due to Account Table restrictions.

Date Prepared: 11/16/2020 02:17.PM

Report Date: 11/16/2020

Account Table: ID REVENUE

Alt. Sort Table:

# TOWN OF YORKTOWN

## Budget Preparation Report

BUD4011 1.0

Page 1 of 1

Prepared By: PAT

Fiscal Year: 2021 Period From: 1 To: 12

Account	Description	2018	2019	Original	Adjusted	2020	2021	2021	2021	Variance To
		Actual	Actual	2020 Budget	2020 Budget	Actual Per 1-12	TENTATIVE Stage	PRELIMINA Stage	FINAL Stage	TENTATIVE Stage
<b>Dept 0000</b>										
ID.0000.1001	TAXES	74,100.00	74,100.00	74,533.00	74,533.00	74,533.00	74,523.00	74,523.00		-0.01%
ID.0000.1002	APPR FUND BALANCE	0.00	0.00	125,900.00	125,900.00	0.00	104,800.00	104,800.00		-16.76%
ID.0000.2300	CORTLANDT TAXES	10,090.00	16,144.00	10,100.00	10,100.00	16,796.00	12,500.00	12,500.00		23.76%
ID.0000.2401	INTEREST EARNINGS	2,672.70	3,803.38	1,000.00	1,000.00	2,207.59	1,000.00	1,000.00		0.00%
ID.0000.2770	MISCELLANEOUS	0.00	0.00	0.00	0.00	1,652.00				0.00%
ID.0000.3089	STATE AID:OTHER	0.00	80,000.00	0.00	0.00	0.00				0.00%
<b>Total Dept 0000</b>		<b>(86,862.70)</b>	<b>(174,047.38)</b>	<b>(211,533.00)</b>	<b>(211,533.00)</b>	<b>(95,188.59)</b>	<b>(192,823.00)</b>	<b>(192,823.00)</b>	<b>0.00</b>	<b>-8.84%</b>
<b>Grand Total</b>		<b>(86,862.70)</b>	<b>(174,047.38)</b>	<b>(211,533.00)</b>	<b>(211,533.00)</b>	<b>(95,188.59)</b>	<b>(192,823.00)</b>	<b>(192,823.00)</b>	<b>0.00</b>	<b>-8.84%</b>

NOTE: One or more accounts may not be printed due to Account Table restrictions.

Date Prepared: 11/16/2020 02:18 PM  
 Report Date: 11/16/2020  
 Account Table: ID EXPENSE  
 Alt. Sort Table:

# TOWN OF YORKTOWN

## Budget Preparation Report

BUD4011 1.0  
 Page 1 of 2  
 Prepared By: PAT

Fiscal Year: 2021 Period From: 1 To: 12

Account	Description	2018	2019	Original	Adjusted	2020	2021	2021	2021	Variance To
		Actual	Actual	2020 Budget	2020 Budget	Actual Per 1-12	TENTATIVE Stage	PRELIMINA Stage	FINAL Stage	TENTATIVE Stage
<b>Dept 7180</b>	<b>BEACH &amp; POOL FACILITIES</b>									
ID.7180.0110	TEMP HELP	5,403.60	6,070.50	10,000.00	10,000.00	3,688.25	8,000.00	8,000.00		-20.00%
ID.7180.0201	EQUIPMENT	107,160.00	0.00	0.00	0.00	0.00				0.00%
ID.7180.0401	OFFICE SUPPLIES	94.09	62.45	100.00	100.00	26.23	100.00	100.00		0.00%
ID.7180.0407	ELECTRICITY	12,536.98	9,431.29	12,900.00	12,900.00	6,599.56	11,000.00	11,000.00		-14.73%
ID.7180.0411	PRINTING	35.06	36.71	275.00	275.00	0.00	275.00	275.00		0.00%
ID.7180.0412	POSTAGE	1,944.70	642.00	1,400.00	1,400.00	0.00	1,508.00	1,508.00		7.71%
ID.7180.0416	MAINTENANCE	306.15	295.72	500.00	500.00	0.00	350.00	350.00		-30.00%
ID.7180.0418	EQUIP MAINT	1,392.00	0.00	300.00	300.00	0.00	1,200.00	1,200.00		300.00%
ID.7180.0423	TRAINING	2,796.00	1,408.00	1,875.00	1,875.00	0.00	1,875.00	1,875.00		0.00%
ID.7180.0428	DUES	545.00	545.00	600.00	600.00	545.00	600.00	600.00		0.00%
ID.7180.0467	INSURANCE	250.00	0.00	500.00	500.00	0.00	500.00	500.00		0.00%
ID.7180.0470	GAS AND OIL	0.00	83.50	150.00	150.00	79.20	200.00	200.00		33.33%
ID.7180.0475	AERSYS MAINT	0.00	0.00	100,000.00	100,000.00	190.00	100,000.00	100,000.00		0.00%
ID.7180.0479	SPECIAL PROJECTS	47,215.00	48,824.00	59,200.00	59,200.00	3,075.00	38,200.00	38,200.00		-35.47%
ID.7180.0480.0002	SPECIAL PROJECTS BUILDING..	1,526.62	1,820.41	10,000.00	10,000.00	0.00	7,500.00	7,500.00		-25.00%
ID.7180.0490	SERVICES	2,610.00	3,050.00	6,000.00	6,000.00	0.00	13,935.00	13,935.00		132.25%
ID.7180.0497	TAXES	71.03	77.84	85.00	85.00	69.43	85.00	85.00		0.00%
ID.7180.0498	TAX REFUNDS	0.00	600.51	250.00	250.00	0.00	250.00	250.00		0.00%
ID.7180.0818	UNEMPLOYMENT	0.00	0.00	100.00	100.00	0.00	100.00	100.00		0.00%
<b>Total Dept 7180</b>	<b>BEACH &amp; POOL FACILITIES</b>	<b>183,886.23</b>	<b>72,947.93</b>	<b>204,235.00</b>	<b>204,235.00</b>	<b>14,272.67</b>	<b>185,678.00</b>	<b>185,678.00</b>	<b>0.00</b>	<b>-9.09%</b>
<b>Dept 9000</b>	<b>EMPLOYEE BENEFITS</b>									
ID.9000.0800	FICA/MEDICARE	413.38	464.41	765.00	765.00	282.15	612.00	612.00		-20.00%
ID.9000.0801	MTA TAX	18.37	20.63	33.00	33.00	12.53	33.00	33.00		0.00%
<b>Total Dept 9000</b>	<b>EMPLOYEE BENEFITS</b>	<b>431.75</b>	<b>485.04</b>	<b>798.00</b>	<b>798.00</b>	<b>294.68</b>	<b>645.00</b>	<b>645.00</b>	<b>0.00</b>	<b>-19.17%</b>
<b>Dept 9901</b>	<b>TRANSFERS TO OTHER FUNDS</b>									
ID.9901.0903	TRANSFER TO GENERAL FUND	6,500.00	6,500.00	6,500.00	6,500.00	6,500.00	6,500.00	6,500.00		0.00%



Date Prepared: 11/16/2020 02:18 PM

Report Date: 11/16/2020

Account Table: ID EXPENSE

Alt. Sort Table:

# TOWN OF YORKTOWN

## Budget Preparation Report

BUD4011 1.0

Page 2 of 2

Prepared By: PAT

Fiscal Year: 2021 Period From: 1 To: 12

Account	Description	2018	2019	Original	Adjusted	2020	2021	2021	2021	Variance To
		Actual	Actual	2020 Budget	2020 Budget	Actual Per 1-12	TENTATIVE Stage	PRELIMINA Stage	FINAL Stage	TENTATIVE Stage
Dept 9901	TRANSFERS TO OTHER FUNDS									
Total Dept 9901	TRANSFERS TO OTHER FUNDS	6,500.00	6,500.00	6,500.00	6,500.00	6,500.00	6,500.00	6,500.00	0.00	0.00%
<b>Grand Total</b>		<u>190,817.98</u>	<u>79,932.97</u>	<u>211,533.00</u>	<u>211,533.00</u>	<u>21,067.35</u>	<u>192,823.00</u>	<u>192,823.00</u>	<u>0.00</u>	<u>-8.84%</u>

NOTE: One or more accounts may not be printed due to Account Table restrictions.

Date Prepared: 11/16/2020 02:18 PM

Report Date: 11/16/2020

Account Table: MB REVENUE

Alt. Sort Table:

# TOWN OF YORKTOWN

## Budget Preparation Report

BUD4011 1.0

Page 1 of 1

Prepared By: PAT

Fiscal Year: 2021 Period From: 1 To: 12

Account	Description			Original	Adjusted	2020	2021	2021	2021	Variance To
		2018 Actual	2019 Actual	2020 Budget	2020 Budget	Actual Per 1-12	TENTATIVE Stage	PRELIMINA Stage	FINAL Stage	TENTATIVE Stage
<b>Dept 0000</b>										
MB.0000.1001	TAXES	55,000.00	55,000.00	55,000.00	55,000.00	55,000.00	55,000.00	55,000.00		0.00%
MB.0000.1002	APPROPRIATED FUND BALANCE	0.00	0.00	7,885.00	15,885.00	0.00	10,400.00	10,400.00		31.90%
MB.0000.2401	INTEREST EARNINGS	1,581.31	2,827.50	1,000.00	1,000.00	1,403.64	1,000.00	1,000.00		0.00%
<b>Total Dept 0000</b>		<b>(56,581.31)</b>	<b>(57,827.50)</b>	<b>(63,885.00)</b>	<b>(71,885.00)</b>	<b>(56,403.64)</b>	<b>(66,400.00)</b>	<b>(66,400.00)</b>	<b>0.00</b>	<b>3.94%</b>
<b>Grand Total</b>		<b>(56,581.31)</b>	<b>(57,827.50)</b>	<b>(63,885.00)</b>	<b>(71,885.00)</b>	<b>(56,403.64)</b>	<b>(66,400.00)</b>	<b>(66,400.00)</b>	<b>0.00</b>	<b>3.94%</b>

NOTE: One or more accounts may not be printed due to Account Table restrictions.

# TOWN OF YORKTOWN

## Budget Preparation Report

Fiscal Year: 2021 Period From: 1 To: 12

Account	Description	2018	2019	Original	Adjusted	2020	2021	2021	2021	Variance To
		Actual	Actual	2020 Budget	2020 Budget	Actual Per 1-12	TENTATIVE Stage	PRELIMINA Stage	FINAL Stage	
<b>Dept 7180</b>	<b>BEACH &amp; POOL FACILITIES</b>									
MB.7180.0110	TEMP HELP	7,055.25	4,200.75	12,000.00	17,500.00	12,934.01	16,000.00	16,000.00		33.33%
MB.7180.0401	SUPPLIES	62.88	297.61	1,000.00	3,000.00	2,020.67	600.00	600.00		-40.00%
MB.7180.0402	DEPT SUPPLIES	0.00	0.00	0.00	0.00	0.00	300.00	300.00		100.00%
MB.7180.0407	ELECTRIC	95.65	104.19	125.00	125.00	839.20	175.00	175.00		40.00%
MB.7180.0412	POSTAGE	501.13	277.00	400.00	400.00	211.50	500.00	500.00		25.00%
MB.7180.0416	MAINT AND REPAIR	9,485.90	16,424.91	15,000.00	15,042.00	6,732.68	11,585.00	11,585.00		-22.77%
MB.7180.0423	TRAINING	0.00	0.00	0.00	171.00	171.00				0.00%
MB.7180.0447	COMMUNITY RECREATION	0.00	893.52	3,000.00	2,557.53	0.00	3,000.00	3,000.00		0.00%
MB.7180.0450	WATER PURCHASE	39.64	6.85	100.00	100.00	8.22	50.00	50.00		-50.00%
MB.7180.0467	INSURANCE	1,250.00	500.00	1,000.00	1,000.00	0.00	2,500.00	2,500.00		150.00%
MB.7180.0483	CAPITAL PROJECTS	0.00	3,025.00	25,000.00	25,700.00	25,430.00	25,000.00	25,000.00		0.00%
MB.7180.0497	TAXES	1,147.81	1,177.14	1,250.00	1,250.00	1,154.74	1,250.00	1,250.00		0.00%
<b>Total Dept 7180</b>	<b>BEACH &amp; POOL FACILITIES</b>	<b>19,638.26</b>	<b>26,906.97</b>	<b>58,875.00</b>	<b>66,845.53</b>	<b>49,502.02</b>	<b>60,960.00</b>	<b>60,960.00</b>	<b>0.00</b>	<b>3.54%</b>
<b>Dept 9000</b>	<b>EMPLOYEE BENEFITS</b>									
MB.9000.0800	FICA/MEDICARE	539.71	321.41	960.00	989.47	989.47	1,280.00	1,280.00		33.33%
MB.9000.0801	MTA TAX	23.97	14.30	50.00	50.00	43.99	160.00	160.00		220.00%
<b>Total Dept 9000</b>	<b>EMPLOYEE BENEFITS</b>	<b>563.68</b>	<b>335.71</b>	<b>1,010.00</b>	<b>1,039.47</b>	<b>1,033.46</b>	<b>1,440.00</b>	<b>1,440.00</b>	<b>0.00</b>	<b>42.57%</b>
<b>Dept 9901</b>	<b>TRANSFERS TO OTHER FUNDS</b>									
MB.9901.0903	TRANSFER TO GENERAL FUND	5,500.00	4,000.00	4,000.00	4,000.00	4,000.00	4,000.00	4,000.00		0.00%
<b>Total Dept 9901</b>	<b>TRANSFERS TO OTHER FUNDS</b>	<b>5,500.00</b>	<b>4,000.00</b>	<b>4,000.00</b>	<b>4,000.00</b>	<b>4,000.00</b>	<b>4,000.00</b>	<b>4,000.00</b>	<b>0.00</b>	<b>0.00%</b>
<b>Grand Total</b>		<b>25,701.94</b>	<b>31,242.68</b>	<b>63,885.00</b>	<b>71,885.00</b>	<b>54,535.48</b>	<b>66,400.00</b>	<b>66,400.00</b>	<b>0.00</b>	<b>3.94%</b>

NOTE: One or more accounts may not be printed due to Account Table restrictions.

Date Prepared: 11/16/2020 02:19 PM  
 Report Date: 11/16/2020  
 Account Table: MH REVENUE  
 Alt. Sort Table:

## TOWN OF YORKTOWN Budget Preparation Report

BUD4011 1.0  
 Page 1 of 1

Prepared By: PAT

Fiscal Year: 2021 Period From: 1 To: 12

Account	Description	Original		Adjusted		2020	2021	2021	2021	Variance To
		2018 Actual	2019 Actual	2020 Budget	2020 Budget	Actual Per 1-12	TENTATIVE Stage	PRELIMINA Stage	FINAL Stage	TENTATIVE Stage
<b>Dept 0000</b>										
MH.0000.1001	TAXES	28,375.00	29,100.00	29,000.00	29,000.00	29,000.00	34,565.00	34,565.00		19.19%
MH.0000.1002	APPROPRIATED FUND BALANCE	0.00	0.00	0.00	1,200.00	0.00				0.00%
MH.0000.2401	INTEREST EARNINGS	588.89	944.61	500.00	500.00	433.71	500.00	500.00		0.00%
<b>Total Dept 0000</b>		<b>(28,963.89)</b>	<b>(30,044.61)</b>	<b>(29,500.00)</b>	<b>(30,700.00)</b>	<b>(29,433.71)</b>	<b>(35,065.00)</b>	<b>(35,065.00)</b>	<b>0.00</b>	<b>18.86%</b>
<b>Grand Total</b>		<b>(28,963.89)</b>	<b>(30,044.61)</b>	<b>(29,500.00)</b>	<b>(30,700.00)</b>	<b>(29,433.71)</b>	<b>(35,065.00)</b>	<b>(35,065.00)</b>	<b>0.00</b>	<b>18.86%</b>

NOTE: One or more accounts may not be printed due to Account Table restrictions.

Date Prepared: 11/16/2020 02:20 PM

Report Date: 11/16/2020

Account Table: MH EXPENSE

Alt. Sort Table:

# TOWN OF YORKTOWN

## Budget Preparation Report

BUD4011 1.0

Page 1 of 1

Prepared By: PAT

Fiscal Year: 2021 Period From: 1 To: 12

Account	Description	2018	2019	Original	Adjusted	2020	2021	2021	2021	Variance To
		Actual	Actual	2020 Budget	2020 Budget	Actual Per 1-12	TENTATIVE Stage	PRELIMINA Stage	FINAL Stage	TENTATIVE Stage
<b>Dept 7180</b>	<b>BEACH &amp; POOL FACILITIES</b>									
MH.7180.0110	TEMP HELP	5,371.00	5,990.75	6,000.00	8,120.00	7,659.25	8,000.00	8,000.00		33.33%
MH.7180.0401	BEACH SUPPLIES	677.51	1,252.45	1,500.00	986.00	0.00	1,500.00	1,500.00		0.00%
MH.7180.0407	ELECTRIC	60.48	62.85	200.00	200.00	48.78	100.00	100.00		-50.00%
MH.7180.0411	PRINTING	0.00	0.00	0.00	0.00	0.00	100.00	100.00		100.00%
MH.7180.0412	POSTAGE	50.00	150.00	150.00	150.00	150.00	150.00	150.00		0.00%
MH.7180.0416	MAINT & REPAIR	6,545.00	6,720.00	7,500.00	8,754.00	6,454.00	10,000.00	10,000.00		33.33%
MH.7180.0423	TRAINING	0.00	0.00	0.00	114.00	114.00	115.00	115.00		100.00%
MH.7180.0430	SPECIAL EVENTS	40.59	323.79	500.00	0.00	0.00	750.00	750.00		50.00%
MH.7180.0450	WATER PURCHASE	13.84	25.12	100.00	100.00	124.91	25.00	25.00		-75.00%
MH.7180.0467	INSURANCE	1,750.00	1,500.00	1,750.00	3,185.59	3,185.59	2,500.00	2,500.00		42.86%
MH.7180.0487	TAXES	7,334.19	7,423.28	8,000.00	7,464.41	7,401.66	8,000.00	8,000.00		0.00%
<b>Total Dept 7180</b>	<b>BEACH &amp; POOL FACILITIES</b>	<b>21,842.61</b>	<b>23,448.24</b>	<b>25,700.00</b>	<b>29,074.00</b>	<b>25,138.19</b>	<b>31,240.00</b>	<b>31,240.00</b>	<b>0.00</b>	<b>21.56%</b>
<b>Dept 9000</b>	<b>EMPLOYEE BENEFITS</b>									
MH.9000.0800	FICA/MEDICARE	410.90	458.32	750.00	750.00	585.93	775.00	775.00		3.33%
MH.9000.0801	MTA TAX	18.25	20.37	50.00	50.00	26.04	50.00	50.00		0.00%
<b>Total Dept 9000</b>	<b>EMPLOYEE BENEFITS</b>	<b>429.15</b>	<b>478.69</b>	<b>800.00</b>	<b>800.00</b>	<b>611.97</b>	<b>825.00</b>	<b>825.00</b>	<b>0.00</b>	<b>3.13%</b>
<b>Dept 9901</b>	<b>TRANSFERS TO OTHER FUNDS</b>									
MH.9901.0903	TRANSFER TO GENERAL FUND	3,000.00	3,000.00	3,000.00	3,000.00	3,000.00	3,000.00	3,000.00		0.00%
<b>Total Dept 9901</b>	<b>TRANSFERS TO OTHER FUNDS</b>	<b>3,000.00</b>	<b>3,000.00</b>	<b>3,000.00</b>	<b>3,000.00</b>	<b>3,000.00</b>	<b>3,000.00</b>	<b>3,000.00</b>	<b>0.00</b>	<b>0.00%</b>
<b>Grand Total</b>		<b>25,271.76</b>	<b>26,926.93</b>	<b>29,500.00</b>	<b>32,874.00</b>	<b>28,750.16</b>	<b>35,065.00</b>	<b>35,065.00</b>	<b>0.00</b>	<b>18.86%</b>

NOTE: One or more accounts may not be printed due to Account Table restrictions.

Date Prepared: 11/16/2020 02:20 PM  
 Report Date: 11/16/2020  
 Account Table: SC REVENUE  
 Alt. Sort Table:

## TOWN OF YORKTOWN Budget Preparation Report

BUD4011 1.0  
 Page 1 of 1  
 Prepared By: PAT

Fiscal Year: 2021 Period From: 1 To: 12

Account	Description	2018	2019	Original	Adjusted	2020	2021	2021	2021	Variance To
		Actual	Actual	2020 Budget	2020 Budget	Actual Per 1-12	TENTATIVE Stage	PRELIMINA Stage	FINAL Stage	TENTATIVE Stage
<b>Dept 0000</b>										
SC.0000.1001	PROPERTY TAXES	63,000.00	63,625.00	63,600.00	63,600.00	63,600.00	63,500.00	63,500.00		-0.16%
SC.0000.1002	APPROPRIATED FUND BALANCE	0.00	0.00	1,500.00	1,500.00	0.00	3,000.00	3,000.00		100.00%
SC.0000.2401	INTEREST EARNINGS	2,531.16	4,161.83	2,000.00	2,000.00	2,102.14	2,000.00	2,000.00		0.00%
<b>Total Dept 0000</b>		<u>(65,531.16)</u>	<u>(67,786.83)</u>	<u>(67,100.00)</u>	<u>(67,100.00)</u>	<u>(65,702.14)</u>	<u>(68,500.00)</u>	<u>(68,500.00)</u>	<u>0.00</u>	<u>2.09%</u>
<b>Grand Total</b>		<u>(65,531.16)</u>	<u>(67,786.83)</u>	<u>(67,100.00)</u>	<u>(67,100.00)</u>	<u>(65,702.14)</u>	<u>(68,500.00)</u>	<u>(68,500.00)</u>	<u>0.00</u>	<u>2.09%</u>

NOTE: One or more accounts may not be printed due to Account Table restrictions.

Date Prepared: 11/16/2020 02:26 PM  
 Report Date: 11/16/2020  
 Account Table: SC EXPENSE  
 Alt. Sort Table:

# TOWN OF YORKTOWN

## Budget Preparation Report

BUD4011 1.0  
 Page 1 of 1  
 Prepared By: PAT

Fiscal Year: 2021 Period From: 1 To: 12

Account	Description	2018	2019	Original	Adjusted	2020	2021	2021	2021	Variance To
		Actual	Actual	2020 Budget	2020 Budget	Actual Per 1-12	TENTATIVE Stage	PRELIMINA Stage	FINAL Stage	TENTATIVE Stage
<b>Dept 7180</b>	<b>BEACH &amp; POOL FACILITIES</b>									
SC.7180.0402	DEPT SUPPLIES	397.62	45.89	0.00	0.00	0.00	1,000.00	1,000.00		100.00%
SC.7180.0405	COMMUNITY EVENTS	0.00	0.00	0.00	0.00	0.00	500.00	500.00		100.00%
SC.7180.0407	ELECTRICITY	842.78	815.76	1,500.00	1,500.00	632.17	1,500.00	1,500.00		0.00%
SC.7180.0411	PRINTING	0.00	0.00	200.00	200.00	24.92	500.00	500.00		150.00%
SC.7180.0412	POSTAGE	295.00	0.00	400.00	400.00	114.00	500.00	500.00		25.00%
SC.7180.0416	MAINTENANCE	3,000.00	13,600.00	16,750.00	20,770.00	16,116.91	16,750.00	16,750.00		0.00%
SC.7180.0441	PROFESSIONAL SERVICES	0.00	4,385.00	10,000.00	6,580.00	0.00	10,000.00	10,000.00		0.00%
SC.7180.0454	PROPERTY IMPROVEMENTS	13,900.00	9,934.86	23,500.00	23,500.00	2,028.75	20,000.00	20,000.00		-14.89%
SC.7180.0467	INSURANCE	1,250.00	500.00	1,500.00	1,500.00	0.00	2,500.00	2,500.00		66.67%
SC.7180.0477	WEED CONTROL	7,085.00	7,085.00	8,000.00	8,000.00	7,385.00	10,000.00	10,000.00		25.00%
SC.7180.0497	TAXES	163.25	184.39	250.00	250.00	158.25				-100.00%
SC.7180.0498	TAX REFUNDS	0.00	0.00	0.00	0.00	0.00	250.00	250.00		100.00%
<b>Total Dept 7180</b>	<b>BEACH &amp; POOL FACILITIES</b>	<b>26,933.65</b>	<b>36,550.90</b>	<b>62,100.00</b>	<b>62,700.00</b>	<b>26,460.00</b>	<b>63,500.00</b>	<b>63,500.00</b>	<b>0.00</b>	<b>2.25%</b>
<b>Dept 9901</b>	<b>TRANSFERS TO OTHER FUNDS</b>									
SC.9901.0903	TRANSFER TO GENERAL FUND	5,000.00	5,000.00	5,000.00	5,000.00	5,000.00	5,000.00	5,000.00		0.00%
<b>Total Dept 9901</b>	<b>TRANSFERS TO OTHER FUNDS</b>	<b>5,000.00</b>	<b>5,000.00</b>	<b>5,000.00</b>	<b>5,000.00</b>	<b>5,000.00</b>	<b>5,000.00</b>	<b>5,000.00</b>	<b>0.00</b>	<b>0.00%</b>
<b>Grand Total</b>		<b>31,933.65</b>	<b>41,550.90</b>	<b>67,100.00</b>	<b>67,700.00</b>	<b>31,460.00</b>	<b>68,500.00</b>	<b>68,500.00</b>	<b>0.00</b>	<b>2.09%</b>

NOTE: One or more accounts may not be printed due to Account Table restrictions.

Date Prepared: 11/16/2020 02:26 PM  
 Report Date: 11/16/2020  
 Account Table: SL REVENUE  
 Alt. Sort Table:

## TOWN OF YORKTOWN Budget Preparation Report

BUD4011 1.0  
 Page 1 of 1  
 Prepared By: PAT

Fiscal Year: 2021 Period From: 1 To: 12

Account	Description	2018 Actual	2019 Actual	Original 2020 Budget	Adjusted 2020 Budget	2020 Actual Per 1-12	2021 TENTATIVE Stage	2021 PRELIMINA Stage	2021 FINAL Stage	Variance To TENTATIVE Stage
<b>Dept 0000</b>										
SL.0000.1001	TAXES	8,500.00	8,500.00	8,500.00	8,500.00	8,500.00	8,500.00	8,500.00		0.00%
SL.0000.1002	APPROPRIATED FUND BALANCE	0.00	0.00	2,750.00	2,750.00	0.00	2,750.00	2,750.00		0.00%
SL.0000.2401	INTEREST EARNINGS	1,446.84	2,261.58	1,000.00	1,000.00	1,102.86	1,000.00	1,000.00		0.00%
<b>Total Dept 0000</b>		<b>(9,946.84)</b>	<b>(10,761.58)</b>	<b>(12,250.00)</b>	<b>(12,250.00)</b>	<b>(9,602.86)</b>	<b>(12,250.00)</b>	<b>(12,250.00)</b>	<b>0.00</b>	<b>0.00%</b>
<b>Grand Total</b>		<b>(9,946.84)</b>	<b>(10,761.58)</b>	<b>(12,250.00)</b>	<b>(12,250.00)</b>	<b>(9,602.86)</b>	<b>(12,250.00)</b>	<b>(12,250.00)</b>	<b>0.00</b>	<b>0.00%</b>

NOTE: One or more accounts may not be printed due to Account Table restrictions.



Date Prepared: 11/16/2020 02:27 PM

Report Date: 11/16/2020

Account Table: SL EXPENSE

Alt. Sort Table:

# TOWN OF YORKTOWN Budget Preparation Report

BUD4011 1.0

Page 1 of 1

Prepared By: PAT

Fiscal Year: 2021 Period From: 1 To: 12

Account	Description	2018 Actual	2019 Actual	Original 2020 Budget	Adjusted 2020 Budget	2020 Actual Per 1-12	2021 TENTATIVE Stage	2021 PRELIMINA Stage	2021 FINAL Stage	Variance To TENTATIVE Stage
<b>Dept 7180</b>	<b>BEACH &amp; POOL FACILITIES</b>									
SL.7180.0401	SUPPLIES	0.00	0.00	500.00	500.00	0.00	500.00	500.00		0.00%
SL.7180.0416	MAINT AND REPAIR	848.00	825.00	8,250.00	8,250.00	0.00	7,250.00	7,250.00		-12.12%
SL.7180.0467	INSURANCE	1,250.00	500.00	1,500.00	1,500.00	0.00	2,500.00	2,500.00		66.67%
<b>Total Dept 7180</b>	<b>BEACH &amp; POOL FACILITIES</b>	<b>2,098.00</b>	<b>1,325.00</b>	<b>10,250.00</b>	<b>10,250.00</b>	<b>0.00</b>	<b>10,250.00</b>	<b>10,250.00</b>	<b>0.00</b>	<b>0.00%</b>
<b>Dept 9901</b>	<b>TRANSFERS TO OTHER FUNDS</b>									
SL.9901.0903	TRANSFER TO GENERAL FUND	2,000.00	2,000.00	2,000.00	2,000.00	2,000.00	2,000.00	2,000.00		0.00%
<b>Total Dept 9901</b>	<b>TRANSFERS TO OTHER FUNDS</b>	<b>2,000.00</b>	<b>2,000.00</b>	<b>2,000.00</b>	<b>2,000.00</b>	<b>2,000.00</b>	<b>2,000.00</b>	<b>2,000.00</b>	<b>0.00</b>	<b>0.00%</b>
<b>Grand Total</b>		<b>4,098.00</b>	<b>3,325.00</b>	<b>12,250.00</b>	<b>12,250.00</b>	<b>2,000.00</b>	<b>12,250.00</b>	<b>12,250.00</b>	<b>0.00</b>	<b>0.00%</b>

NOTE: One or more accounts may not be printed due to Account Table restrictions.


## EMPLOYEE SALARY INFORMATION

The following is a listing by department of all employees and their salaries for the past year, current year and budgeted year. Permanent Part Time employees have also been included in this listing.

With the exception of the elected officials, department heads, appointed staff, part time employees and police officers, all employees are part of the Civil Service Employees' Association and are paid according to the bargaining agreement's salary schedules that reflect job titles in increments of five annual steps.

The Police Benevolent Association bargaining unit represents the police officers, detectives and sergeants. The lieutenants are represented by the Superior Officers bargaining unit.

Salaries are reflected in accordance with the applicable agreement.



### Full Time Positions Budgeted

Department	2018	2018-2019 Changes	2019	2019-2020 Changes	2020	2020-2021 Changes	2021	Explanation
Assessor	4		4		4		4	
Building Department	8		8	+1	9		9	
Central Garage	3		3		3		3	
Engineering	5		5		5		5	
Finance	6		6		6		6	
Highway	32		32		32		32	
Library	16		16		16	-1	15	Librarian II unfunded
Nutrition	8		8		8		8	
Parks	12	+1	13	+1	14		14	
Recreation	5		5		5	+1	6	Senior Recreation Leader
Planning	4		4		4		4	
Police (Civilians)	9		9		9		9	
Police (Uniformed)	56		56	+3	59		59	
Refuse & Recycling	12		12		12		12	
Section 8 Housing	1		1		1		1	
Sewer	10		10		10		10	
Supervisor	4	-1	3		3		3	
Tax Office	2		2		2		2	
Town Attorney	1		1		1		1	
Town Board	4		4		4		4	
Town Buildings	8		8		8		8	
Town Clerk	4		4		4		4	
Town Court	7		7		7		7	
Water District	19		19	+1	20		20	
<b>Totals</b>	<b>240</b>	<b>0</b>	<b>240</b>	<b>6</b>	<b>246</b>	<b>0</b>	<b>246</b>	

Department	Name	Grade	Sch	Step	Other Pay	Ann Hours	21 Salary	2020 Salary	2019 Salary	2018 Salary	Hire Date	Longevity
<b>ASSESSOR</b>												
Assessor	Kim Penner					1,827	127,648	118,193	107,454	105,000	03/20/00	1,600
Deputy Assesor	Cheryl Kastuk	XIV	A1	5		1,827	87,160	85,034	85,034	83,265	02/11/13	
Assessment Clerk	Paula Alicea	VIII	A1	5		1,827	65,765	64,161	61,135	56,932	03/21/16	
Senior Account Clerk	Liz Proctor	XI	A1	5		1,696.5	70,962	69,232	69,232	67,791	11/24/86	1,600
<b>BUILDING</b>												
Building Inspector	John Landi					1,827	130,201	122,147	115,146	112,750	08/28/17	
Asst Building Inspector	Richard Falcone	XVI	A1	5		1,827	97,092	94,724		92,753		
Asst Building Inspector	Bradley Goodman	XVI	A1	5		1,827	97,092	94,724	94,724	92,753	12/24/01	1,600
Asst Building Inspector	Joseph Venitucci	XVI	A1	5		1,827	97,092	94,724	94,724	92,753	02/19/08	1,100
Sr Office Assistant Auto Systems		X	A1	5		1,827	71,485	69,741	69,741	68,290		
Office Assistant Auto Systems	Brittanie O'Neil	VIII	A1	5		1,827	65,765	64,161	64,161	62,826	03/05/04	1,100
Intermediate Clerk	Jennifer Leonard	III	A1	3		1,827	47,583	41,148	41,148			
Fire Inspector	Edward Kolisz	XIII	A1	5		1,827	83,586	81,547	81,547	79,850	08/09/10	1,000
Code Enforcement	Jason Zelf	XI	A1	5		1,827	76,421	74,557	74,557	69,729	03/26/12	
<b>CENTRAL GARAGE</b>												
Lead Maintenance Mechanic	Donald Gaffney	XV	A	5	900	1,957.5	86,478	84,369	84,369	82,614	08/29/88	1,600
Senior Auto Mechanic	John W. Winter	XIII	A	5	900	1,957.5	77,616	75,723	75,723	74,147	08/27/12	
Auto Mechanic	Mark Alexander	XII	A	2	900	1,957.5	65,791	72,827	72,827	71,312	12/16/19	
<b>CONSERVATION BD</b>												
Intermediate Clerk PT	Kim Hughes					780	15,600	15,600	12,000	12,000	03/27/14	
<b>ENGINEERING</b>												
Town Engineer	Michael Quinn					1,827	159,900	156,000	150,000	150,000	04/11/16	
Assistant Civil Engineer	William Batista	XVII	A1	5		1,827	102,236	95,707	91,744	86,496	01/23/17	
Principal Engineering Technician	Michael Mill	XV	A1	5		1,827	93,130	90,859	90,859	88,969	03/06/89	1,600
Senior Account Clerk	Dawn Irving	XI	A1	5		1,827	76,421	74,557	74,557	73,006	03/20/00	1,600
Sr Office Assistant Auto Systems	Louise Kobiliak	X	A1	5		1,827	71,485	69,741	69,741	68,290	04/06/94	1,600
<b>FINANCE</b>												
Comptroller	Patricia Caporale				5,000	1,827	133,397	125,265	118,085	113,000	02/17/04	1,300
Deputy Comptroller	Gennelle MacNeil				2,500	1,827	96,746	94,386	88,976	87,125	01/03/17	
Junior Accountant	Rachel Marchionno	XIII	A1	3		1,827	77,193	72,226	69,123	67,684	07/01/19	
Senior Account Clerk	Sandra Serrano	XI	A1	5		1,827	76,421	74,557	74,557	73,006	03/17/08	1,100
Payroll Clerk	Donna Andrews	XI	A1	5		1,827	76,421	74,557	74,557	73,006	05/13/76	1,600
Intermediate Clerk	Donna Polito	III	A1	5		1,305	38,123	37,193	37,193	36,419	07/01/03	

Department	Name	Grade	Sch	Step	Other Pay	Ann Hours	21 Salary	2020 Salary	2019 Salary	2018 Salary	Hire Date	Longevity
<b>HIGHWAY</b>												
Superintendent	David Paganelli					1,827	126,181	126,181	121,328	110,777	01/01/12	
Secretary	Anne Anderson					1,827	87,641	85,503	80,602	78,925	04/01/94	1,600
Stock Clerk	Angela Cavallo	VII	A1	5		1,827	64,208	59,808	56,998	50,083	01/23/17	
Deputy Super/Road Maintenance Foreman	Michael Grasso	XVII	A	3		1,957.5	87,320	82,023	77,777	90,690	11/05/12	
Lead Maintenance Mechanic	Charles Vilarino	XV	A	5	900	1,957.5	86,478	84,369	84,369	82,614	06/06/01	1,600
General Foreman	Ted Devlin	XIV	A	5		1,957.5	90,159	87,960	78,959	77,316	07/08/02	1,600
Road Maintenance Foreman	Thomas McNulty	XIV	A	5		1,957.5	80,933	72,827	72,827	71,312	08/02/89	1,600
Road Maintenance Foreman	Scott Mills	XIV	A	5		1,957.5	80,933	78,959	78,959	77,316	03/25/93	1,600
Road Maintenance Foreman		XIV	A	5		1,957.5	80,933	67,422	67,422	68,855		
Tree Trimmer Foreman		XIV	A	5		1,957.5			78,959	77,316		
Maintenance Mech/Welder	David Nikisher	XIII	A	5		1,957.5	77,616	75,723	75,723	74,147	07/15/96	1,600
Senior Auto Mechanic	Antonio Cambareri	XIII	A	5	900	1,957.5	77,616	75,723	75,723	74,147	09/17/07	1,100
Senior Auto Mechanic	Phillip Klein	XIII	A	5		1,957.5	77,616	75,723	75,723	74,147	12/05/05	1,300
Senior Auto Mechanic	Daniel Moran	XIII	A	5	400	1,957.5	77,616	75,723	75,723	74,147	10/19/98	1,600
Heavy MEO	Nicholas Bernard	XII	A	5		1,957.5	74,648	69,930	67,068	62,850	03/14/16	
Heavy MEO	Patricia Dickan	XII	A	4		1,957.5	71,678	64,760	61,829	57,731	03/14/16	
Heavy MEO	Peter Goldberg	XII	A	5		1,957.5	74,648	64,760	64,760	60,542	03/06/13	
Heavy MEO	Robert Ireland	XII	A	5		1,957.5	74,648	72,827	72,827	71,312	11/28/83	1,600
Tree Trimmer/MEO	James Cottrell	XI	A	5		1,957.5	70,962	66,122	63,452	59,301	09/12/16	
MEO / Mason	Brian Starn	XI	A	5		1,957.5	70,962	49,044	49,044	45,643	08/29/16	
MEO	Michael Batista	X	A	4		1,957.5	63,375	53,989	53,989	50,426	06/08/15	
MEO	Joseph Bergin	X	A	2		1,957.5	57,481	53,989	53,989	63,413	04/10/17	
MEO	Joseph Dell'Ollo	X	A	5		1,957.5	66,379	64,760	64,760	63,413	04/14/10	1,000
MEO	Kevin Harrigan	X	A	3		1,957.5	60,431	53,989	51,498	48,024	08/29/16	
MEO		X	A	5		1,957.5	66,379	64,760	64,760	63,413		
MEO		X	A	1		1,957.5			53,209	63,413		
Laborer	Jake Arcara	V	A	3		1,957.5	50,270	46,613	44,154		12/17/18	
Laborer	Nicholas Burns	V	A	5		1,957.5	55,339	53,989	51,498	48,024	11/09/15	
Laborer	Kieran Carney	V	A	5		1,957.5	55,339	53,989	53,989	52,865	12/18/13	
Laborer	Dennis Flynn	V	A	2		1,957.5	47,778	44,154	51,498	48,024	06/14/16	
Laborer	Kareem Hotebrook	V	A	5		1,957.5	55,339	53,989	51,498	48,024	06/14/16	
Laborer	Michael Stigell	V	A	3		1,957.5	50,270	46,613	44,154		04/01/19	
Laborer	Nicholas Titka	V	A	3		1,957.5	50,270	46,613	44,154		12/17/18	
Laborer		V	A	1		1,957.5	45,258	44,154	44,154	43,235		

Department	Name	Grade	Sch	Step	Other Pay	Ann Hours	21 Salary	2020 Salary	2019 Salary	2018 Salary	Hire Date	Longevity
<b>LIBRARY</b>												
Director						1,827	107,625	105,000	105,000	105,000		
Staff Assistant	Christine Julian	XIV	A1	3		1,827	80,775	64,760	64,760	63,413	08/11/14	
Librarian II		XIV	A1			1,827		78,959	78,959	74,485		
Librarian II	Allison Egan	XIV	A1	1		1,827	74,425	78,959	78,959		03/29/18	
Librarian II	Maureen Connelly	XIV	A1	5		1,827	87,160	78,959	78,959	77,316	10/15/01	1,600
Librarian II	Ellen Tannenbaum	XIV	A1	5		1,827	87,160	78,959	78,959	77,316	12/12/16	
Librarian II	Marca McClenon	XIV	A1	5		1,827	87,160	78,959	78,959	74,485	07/03/06	
Librarian I	Irena Goss	XI	A1	5		1,827	76,421	69,231	69,231	67,791	03/31/03	1,300
Librarian I		XI	A1	1		1,827	63,683	63,452	60,561	67,791		
Librarian I Children Services	Jane Hennessy	XI	A1	5		1,827	76,421	69,231	69,231	64,747	06/03/13	
Senior Library Clerk	Margaret Groccia	VIII	A1	5		1,827	65,765	59,578	59,578	58,338	02/13/12	
Senior Library Clerk	Maria Stolfi	VIII	A1	5		1,827	65,765	59,578	59,578	58,338	04/21/97	1,600
Senior Library Clerk	Shirley McCord	VIII	A1	5		1,827	65,765	59,578	59,578	58,338	04/14/98	1,300
Library Clerk	Margaret O'Reilly	IV	A1	5		1,827	56,459	51,148	51,148	50,083	05/18/98	1,600
Library Assistant	Deborah Sarno	IX	A1	4		1,827	64,492	56,708	56,708	50,083	08/21/06	1,100
Caretaker	Thomas Galletto	XI	A	5		1,957.5	70,962	69,231	69,231	67,791	02/13/95	1,600
Various PT positions								230,000	230,000	230,000		
<b>MUSEUM</b>												
Assistant Curator	Adele Hobby	VII	A1	5		1,305	45,863	44,744	44,744	43,814	07/03/01	
Intermediate Clerk PT	Helen Lynch					1,040	12,841	12,841	15,600	11,305	04/01/19	
<b>NUTRITION</b>												
Site Manager	Noreen O'Driscoll					1,827	95,400	90,000	76,550	74,957	08/15/88	1,000
Intermediate Clerk	Terri Campanaro	VIII	A1	4		1,566	53,711	49,836	47,213	38,962	03/08/16	
Chauffer	Sonja Mejia	V	A	2		1,566.0	38,223	35,329	37,661	36,878	xxxx	
Chauffeur	David Humphrey	V	A	5		1,696.5	47,960	46,790	37,661	36,878	03/18/13	
Chauffer	Salvador Rivera	V	A	5		1,566	44,271	43,191	34,764	34,041	06/04/02	1,600
Chauffeur	Lucia Dominguez	V	A	2		1,566	38,223	35,329	34,764	34,041	09/12/19	
Cook	Franz Rom	VIII	A	5		1,696.5	52,925	51,364	46,790	43,703	10/08/15	
Assistant Cook	LeArtis El	VI	A	5		1,696.5	49,817	48,602	41,903	41,031	10/16/13	
Part Time						835.2	23,700	21,985	21,985	21,985		

Department	Name	Grade	Sch	Step	Other Pay	Ann Hours	21 Salary	2020 Salary	2019 Salary	2018 Salary	Hire Date	Longevity
<b>PARKS</b>												
Park Foreman	Barry Gelbman	XV	A	5		1,957.5	86,478	84,369	84,369	82,614	07/03/95	1,600
Assistant Park Foreman	Dominic Monopoli	XIII	A	5		1,957.5	77,616	75,723	75,723	74,147	08/05/96	1,600
Maintenance Mechanic	Stephen Melillo	XII	A	5		1,957.5	74,648	72,827	72,827	71,312	09/10/07	1,100
Maintenance Mechanic Repair	Guido Parks	XI	A	5		1,957.5	70,962	69,231	69,231	67,791	09/10/07	1,100
Maintenance Mechanic Repair		XI	A	5		1,957.5	70,962	69,231	69,231	64,747		
Tree Trimmer/MEO	Vincent Haight	XI	A	5		1,957.5	70,962	69,231	69,231	67,791	10/06/03	1,300
HMEO	Michael Hoek	XII	A	5		1,957.5	74,648	72,827	72,827	71,312	03/06/89	1,600
Maintenance Worker Pool	Andrew Cerrato	XI	A	5		1,957.5	70,962	69,231	69,231	67,791	04/14/03	1,300
Park Groundskeeper	Scott Ferreira	X	A	5		1,957.5	66,379	64,760	61,829	57,731	03/26/13	
Park Groundskeeper	Eric Hollberg	X	A	5		1,957.5	66,379	64,760	64,760	63,413	03/29/99	1,600
Park Groundskeeper	Bryan O'Keefe	X	A	5		1,957.5	66,379	61,829	58,957	54,912	12/14/15	
Park Groundskeeper	Richard Williams	X	A	5		1,957.5	66,379	64,760	64,760	63,413	01/24/00	1,600
Laborer	Robert Alfano	V	A	3		1,957.5	50,270	46,613	44,154		03/25/19	
Laborer	Andrew Bergen	V	A	2		1,957.5	44,778	44,154				
<b>PLANNING</b>												
Director	John Tegeder					1,827	141,000	135,000	122,550	120,000	11/03/97	1,600
Planner	Robyn Steinberg	XVII	A1	5	8,000	1,827	102,236	99,742	99,742	97,667	08/05/02	1,600
Assistant Planner-Research		XI	A1	5		1,827	76,421	74,557	74,557	69,729		
Sr Office Assistant Auto Systems	Nancy Calicchia	X	A1	4		1,827	68,250	63,492	60,394	68,290	05/07/18	
Part Time							12,500					
<b>POLICE (civilian)</b>												
Dispatcher	Beth Sherwood	XI	A	5		1,957.5	70,962	69,231	69,231	67,791	06/07/11	1,000
Dispatcher	Jane Gullery	XI	A	5		1,957.5	70,962	69,231	69,231	67,791	07/10/95	1,600
Dispatcher	Timothy Collins	XI	A	3		1,957.5	65,038	60,561	69,231	67,791	07/24/19	
Office Asst Auto Systems	Michelle Diaco	VIII	A1	5		1,827	65,765	64,161	64,161	62,826	11/20/13	
Office Asst Auto Systems	Judith Garretto	VIII	A1	5		1,827	65,765	64,161	64,161	62,826	06/12/06	1,100
Office Asst Auto Systems	Christine Corsillo	VIII	A1	3		1,827	59,596	55,082	52,080	62,826	06/03/19	
Community Svc Worker/Animal Warden	Kristin Bohler	VIII	A1	4		1,827	62,663	58,142	55,082	62,826	05/29/18	
Maintenance Worker Repair	Keith Kuttruf	XI	A	5		1,957.5	70,962	69,231	69,231	67,791	02/28/00	1,600
Cleaner	Marcel Copeland	V	A	5		1,957.5	55,339	53,989	53,989	50,426	05/11/15	

Department	Name	Grade	Sch	Step	Other Pay	Ann Hours	21 Salary	2020 Salary	2019 Salary	2018 Salary	Hire Date	Longevity
<b>POLICE (Uniform)</b>												
Chief	Robert Noble					2,088	182,942	173,978	173,978	165,454	06/03/81	8,575
Lieutenant #1	James Graham					2,088	152,683	145,202	145,202	138,087	04/06/94	7,075
Lieutenant #2	Deiulio, John					2,088	152,683	145,202	145,202	138,087	07/04/90	7,075
Lieutenant #3	Justin Foley					2,088	152,683	145,202	145,202	138,087	01/03/89	6,075
Sergeant #1	Dillion, Paul					2,088	130,072	125,946	125,946	120,235	08/19/03	2,175
Sergeant #2	Kolkman, Timothy					2,088	130,072	125,946	125,946	120,235	01/04/08	1,525
Sergeant #3	Racioppo, Matthew					2,088	130,072	125,946	125,946	120,235	03/26/12	800
Sergeant #4	Rapisarda, Mark				7,300	2,088	130,072	125,946	125,946	120,235	04/05/05	2,225
Sergeant #5	Sansone, Samuel					2,088	130,072	125,946	125,946	120,235	06/07/06	1,775
Sergeant #6	Scatola, Craig				1,200	2,088	130,072	125,946	125,946	120,235	08/02/04	1,775
Sergeant #7	Sgroi, Kenneth					2,088	130,072	125,946	125,946	120,235	03/06/09	1,525
Sergeant #8	Woodard, Michael					2,088	130,072	125,946	125,946	120,235	05/07/14	800
Detective #1	Nadoraski, Tommy					2,088	125,552	121,569	121,569	116,055	01/24/06	2,425
Detective #2	Sage, Scott					2,088	125,552	121,569	121,569	116,055	01/25/96	2,425
Detective #3	Shanahan, Brian					2,088	125,552	121,569	121,569	116,055	08/07/01	2,175
Detective #4	Swart, Jason					2,088	125,552	121,569	121,569	116,055	06/18/02	2,175
Detective #5	Tausz, Timothy					2,088	125,552	121,569	121,569	116,055	10/19/81	2,425
Detective #6 DARE	Finn, Richard					2,088	125,552	121,569	121,569	116,055	05/19/99	2,225
Police Officer	Battista, John			5		2,088	113,104	97,555	85,523	70,192	01/06/17	
Police Officer	Beyrer, Thomas			5	3,832	2,088	113,104	109,516	109,516	104,548	01/06/14	800
Police Officer	Campion, Michael			5	3,832	2,088	113,104	109,516	109,516	93,133	08/03/15	
Police Officer	Caprio, Michael			5		2,088	113,104	109,516	109,516	104,548	09/19/13	1,150
Police Officer	Chapparo, Christian			4			100,751	85,523	73,525	55,193	12/19/18	800
Police Officer	Curtin, Timothy			5		2,088	113,104	109,516	109,516	93,133	08/03/15	
Police Officer	Daniel Curtis			5		2,088	113,104	109,516	97,555	81,646	12/21/16	
Police Officer	David, Daniel			4			100,751	85,523	73,525	55,193	11/03/16	
Police Officer	DiPetrantonio, Anthony	SRO GW		5		2,088	113,104	109,516	109,516	104,548	08/01/08	1,525
Police Officer	Doerr, Robert	SRO YHS		5		2,088	113,104	109,516	109,516	104,548	08/19/03	2,175
Police Officer	Doherty, John			5		2,088	113,104	109,516	109,516	93,133	01/06/16	
Police Officer	Echeverria, Michael			5		2,088	113,104	109,516	109,516	104,548	08/26/91	2,425
Police Officer	Ellsworth, Max			5		2,088	113,104	109,516	97,555	81,646	08/10/16	800
Police Officer	Fortunato, Keith			5		2,088	113,104	109,516	109,516	104,548	03/24/14	
Police Officer	Garcia, Angel			5		2,088	113,104	109,516	109,516	104,548	08/01/08	1,525
Police Officer	Gordineer, William			5		2,088	125,552	121,569	121,569	104,548	04/05/89	2,425
Police Officer	Gregorio, Devon			5		2,088	113,104	109,516	97,555	81,646	07/06/16	800



Department	Name	Grade	Sch	Step	Other Pay	Ann Hours	21 Salary	2020 Salary	2019 Salary	2018 Salary	Hire Date	Longevity
<b>POLICE continued</b>												
Police Officer	Guilbert, Samantha			5		2,088	113,104	97,555	85,523	70,192	08/09/17	800
Police Officer	Hannigan, James			5		2,088	113,104	109,516	97,555	81,646	12/21/16	
Police Officer	Houlihan, Colin			5		2,088	113,104	85,523	73,525	71,947	03/21/18	
Police Officer	Kaen, Daniel			5		2,088	113,104	109,516	109,516	104,548	03/26/12	800
Police Officer	Kahn, Michael			5		2,088	113,104	109,516	109,516	104,548	08/04/04	2,225
Police Officer	Lizarzaburu, Guillermo			2		2,088	88,325	73,525	56,405		07/03/19	
Police Officer	Madaus, Michael			5		2,088	113,104	109,516	109,516	104,548	7/128/06	1,525
Police Officer	Mullen, Timothy			5		2,088	113,104	109,516	97,555	81,646	07/06/16	800
Police Officer	Mundy, Brian	SRO MSMS		5		2,088	113,104	109,516	109,516	104,548	06/07/06	1,775
Police Officer	Nicholson, Brian	SRO TJ		5		2,088	113,104	109,516	109,516	104,548	07/27/07	1,525
Police Officer	Noone, Ryan			5	11,751	2,088	113,104	109,516	109,516	104,548	01/04/08	1,525
Police Officer	Pagliuca, Joyce			2		2,088	88,325	73,525	45,125	104,548	07/19/19	
Police Officer	Palladino, Gregory			5		2,088	113,104	109,516	109,516	93,133	08/03/15	
Police Officer	Paniccia, Lawrence	SRO LHS		5		2,088	113,104	109,516	109,516	104,548	05/17/05	2,225
Police Officer	Pavletich, Robert	SRO LCBMS		5		2,088	113,104	109,516	109,516	104,548	02/07/07	1,775
Police Officer	Peters, Donald			5		2,088	113,104	109,516	109,516	104,548	08/07/01	2,175
Police Officer	Pietranello, Michael	SRO BF		5		2,088	113,104	109,516	109,516	104,548	03/22/00	2,425
Police Officer	Premuto, Jerry			3		2,088	100,751	73,525	56,405	44,155	07/27/18	
Police Officer	Rana, Carter			2		2,088	88,325	73,525	56,405		07/03/19	
Police Officer	Rohr, Robert			5		2,088	113,104	109,516	109,516	104,548	04/27/15	
Police Officer	Tillstrand, Michael			5		2,088	113,104	109,516	109,516	104,548	10/29/14	1,525
Police Officer	Uhl, Michael			2		2,088	88,325	73,525	45,125		07/19/19	
Police Officer	Viuoso, Michael			3		2,088	100,751	85,523	73,525	104,548	12/12/18	800
Police Officer				5		2,088	113,104	109,516	109,516	104,548		
*Other Pay consists of clothing allowance, college incentive pay, holiday pay, vacation sell back, sick sell back, and sick reward bonus.												
<b>RECREATION</b>												
Superintendent	James Martorano, Jr					1,827	112,750	110,000	110,000	101,000	09/09/19	
Assistant Superintendent	Kyle Thornton					1,827	92,250	90,000	85,208	83,435	07/13/16	
Assistant Superintendent						1,827		90,000	90,891	89,000		
Senior Recreation Leader	Deanna Peterson	III	A1	3		1,827	47,582	46,422				
Senior Office Asst-Rec	Jessica Bambach	X	A1	5		1,827	71,485	69,741	69,741	68,290	04/24/89	1,600
Office Assistant Auto Systems	Anita Hecker	VIII	A1	5		1,827	65,765	64,161	64,161	62,826	01/29/01	1,600
Rec Assistant PT	Erin Moran					832.0	13,363	13,363	13,363	13,363		

Department	Name	Grade	Sch	Step	Other Pay	Ann Hours	21 Salary	2020 Salary	2019 Salary	2018 Salary	Hire Date	Longevity
<b>REFUSE &amp; RECYCLING</b>												
							130,000					
Sr Office Assistant Auto Systems		X	A1	5	31,373	1,827		69,741	69,741	68,290		
Office Assistant Auto Sys	Kristin Scherrer	VIII	A1	4		1,827	62,663	58,142	55,082	50,996	08/24/15	
Lead Maintenance Mechanic	Kevin Alimonti	XV	A	5		1,957.5	86,478	84,369	84,369	82,614	02/19/86	1,600
Maintenance Mechanic Sanitation	Michael Samuels	XIII	A	5		1,957.5	77,616	75,723	75,723	74,147	08/17/98	1,600
Sr Auto Mechanic	David Doherty	XIII	A	5	900	1,957.5	77,616	75,723	75,723	74,147	11/20/00	1,600
MEO	Vincent Ambrosino	X	A	5		1,957.5	66,379	64,760	64,760	63,413	07/01/96	1,600
MEO	Scott Baldwin	X	A	5		1,957.5	66,379	64,760	64,760	63,413	01/21/97	1,600
MEO	Andrew Heady	X	A	5		1,957.5	66,379	64,760	64,760	63,413	07/12/00	1,600
MEO	Jeffrey Rosenstrach	X	A	5		1,957.5	66,379	64,760	64,760	63,413	08/22/88	1,600
Laborer	Matthew Hoek	V	A	2		1,957.5	50,270	46,613	44,154	52,865	12/03/18	
Laborer	Douglas Paget	V	A	5		1,957.5	55,339	53,989	53,989	52,865	06/30/03	1,300
Laborer	Jake Vaccaro	V	A	2		1,957.5	50,270	46,613	44,154	45,643	12/17/18	
<b>SECTION 8 HOUSING</b>												
Director	Karren Perez					1,827	105,000	99,500	89,445	86,005	12/06/10	1,000
<b>SEWER</b>												
Asst Wastewater Treatment Plant Supt	Edward Mahoney	XVI	A	5	20,000	1,957.5	90,159	87,960	87,960	86,130	09/01/86	1,600
Heavy MEO	Anthony Cuccovia	XII	A	5		1,957.5	74,648	72,827	72,827	71,312	05/16/88	1,600
Maintenance Worker Mech	Michael Carducci	XII	A	5		1,957.5	74,648	72,827	72,827	71,312	03/06/89	1,600
Maintenance Worker Mech	Martin McGannon	XII	A	5		1,957.5	74,648	72,827	72,827	71,312	03/23/87	1,600
Maintenance Worker Mech		XII	A	5		1,957.5	74,648	72,827	72,827	71,312		
Maintenance Worker Mech/Electrician	Don Mesuda	XII	A	5		1,957.5	74,648	72,827	72,827	68,475	03/23/15	
Sewer Maintenance Worker	Richard Flocco	X	A	5		1,957.5	66,379	64,760	64,760	63,413	12/25/95	1,600
Sewer Maintenance Worker	Charles Chase	X	A	5		1,957.5	66,379	64,760	64,760	63,413	09/16/03	1,300
Sewer Maintenance Worker	Kyle Gultz	X	A	5		1,957.5	66,379	64,760	64,760	63,413	08/15/05	1,300
Sewer Maintenance Worker	Frank Rendina	X	A	5		1,957.5	66,379	64,760	64,760	63,413	07/07/08	1,100
<b>SUPERVISOR</b>												
Supervisor	Matthew Slater					1,827	121,328	121,328	121,328	121,328	01/01/20	
Confidential Secretary	Jenna Belcastro					1,827	91,129	88,906	86,806	85,000	01/01/20	
Human Resource	Margaret Gspurning					1,827	119,837	113,987	102,568	100,434	10/01/08	1,100
Secretary-Steno		XI	A1	1		1,827		62,130				
<b>TAX OFFICE</b>												
Receiver of Taxes	Barbara Korsak					1,827	103,598	97,733	88,849	87,000	10/22/08	1,100
Assessment/Tax Aide	Lori Rotunno	VI	A1	5		1,827	61,904	60,394	60,394	59,137	05/19/14	
Senior Clerk PT								28,000	28,000	28,000		

Department	Name	Grade	Sch	Step	Other Pay	Ann Hours	21 Salary	2020 Salary	2019 Salary	2018 Salary	Hire Date	Longevity
<b>TOWN ATTORNEY</b>												
Town Attorney						1,827				117,000		
Office Assistant Auto Systems	Kyra Brunner	VIII	A1	2		1,827	56,459	64,161	64,161	62,826	07/08/20	
<b>TOWN BOARD</b>												
Councilperson	Alice Roker					1,566	19,575	19,575	19,575	19,575	01/01/18	
Councilperson	Thomas Diana					1,566	19,575	19,575	19,575	13,000	03/22/15	
Councilperson	Ed Lachterman					1,566	19,575	19,575	19,575	19,575	01/01/16	
Councilperson	Vishnu Patel					1,566	19,575	19,575	19,575	16,208	01/01/10	
<b>TOWN BUILDINGS</b>												
Lead Maintenance Mechanic Repair	Al Pisano	XV	A	5		1,957.5	86,478	84,369	84,369	82,614	04/03/06	1,100
Maintenance Mechanic / Mason	Christopher Moran	XI	A	3		1,957.5	65,038	60,561	57,692	43,235	11/20/17	
Maintenance Mechanic Repair	Daniel Cruz	XI	A	5		1,957.5	70,962	69,231	69,231	67,791	07/01/02	1,600
Maintenance Mechanic Repair	Paul Colarusso	XI	A	5		1,957.5	70,962	69,231	69,231	67,791	03/18/15	
Maintenance Worker Repair	Steven Vitulli	XI	A	5		1,957.5	70,962	69,231	69,231	62,132	07/15/02	1,600
Laborer	Michael Hoy	V	A	5	1,000	1,957.5	55,339	53,989	53,989	52,865	03/11/13	
Laborer	Victor Contreras Bermeo	V	A	3	1,000	1,957.5	50,270	46,613	44,154	43,235	07/01/19	
Senior Clerk	Patricia DeMarsh	VII	A1	5		1,827.0	64,208	62,642	62,642	61,339	09/05/07	1,000
<b>TOWN CLERK</b>												
Town Clerk	Diana L. Quast					1,827	102,680	102,680	98,731	96,677	01/01/90	
Deputy Town Clerk	Maura Weissleder					1,827	82,000	80,000	73,285	70,353	01/18/16	
Intermediate Clerk	Elena Panagi	III	A1	5		1,827	53,372	52,070	52,070	50,986	07/01/02	1,600
Messenger	Kathie Nicholson	III	A1	5		1,827	53,372	52,070	52,070	50,986	06/24/02	1,600
Records Mangement Clerk PT	Thomas Travis	IV	A1	5		887.4	27,423	24,843	26,754	26,197	08/15/05	
Records Mangement Clerk PT		IV	A1	1		887.4	22,176	21,635				
<b>TOWN COURT</b>												
Justice	Gary Raniolo					780.0	33,126	33,126	33,126	32,437.0	01/01/12	
Justice	Salvatore Laqonia					780.0	33,126	33,126	33,126	32,437.0	01/01/10	
Court Clerk	Maria Ricci					1,827	94,244	91,945	86,675	73,605	11/10/08	1,100
Court Clerk	Yolanda Vazquez					1,827	81,732	79,739	75,169	84,871	06/18/12	
Assistanct Court Clerk	Tara Guerrero	VIII	A1	5		1,827	65,765	64,161	61,135	56,932	11/30/15	
Assistanct Court Clerk	Peggiann Thorp	VIII	A1	5		1,827	65,765	64,161	64,161	62,826	02/24/14	
Assistanct Court Clerk	Shane Enea	VIII	A1	5		1,827	65,765	64,161	64,161	62,826	12/02/13	
Court Attendants								42,000	42,000	42,000	09/07/92	

Department	Name	Grade	Sch	Step	Other Pay	Ann Hours	21 Salary	2020 Salary	2019 Salary	2018 Salary	Hire Date	Longevity
WATER												
Distribution Superintendent	Kenneth Rundle					1,827	131,325	125,000	109,912	107,625	04/15/87	1,600
Senior Account Clerk	Maria DeRubeis	XI	A1	4		1,827	76,421	74,557	74,557	73,006	08/27/07	1,100
Intermediate Clerk		III	A1	1			42,177	41,148	41,148	40,292		
Intermediate Typist PT	Grace Tausz					832.0	12,716	12,716	12,716	12,716	01/02/09	
Assistant Distribution Superintendent	Paul Vasillo	XVI	A	4			86,479	84,369	78,959	77,316	6/21/99	1,600
Water Maintenance Foreman		XIV	A	1	22,500	1,957.5	69,108	78,959	78,959	77,316		
Water Meter Maintenance Foreman	Cathleen Romanych	XIV	A	4		1,957.5	77,970	73,176	70,318	77,316	06/02/03	1,300
Assistant Foreman	Joseph Lewis	XIII	A	5	22,500	1,957.5	77,616	75,723	75,723	74,147	05/18/87	1,600
Heavy MEO	Curtis Doerr	XII	A	5		1,957.5	74,648	72,827	72,827	71,312	06/08/83	1,600
Heavy MEO	Adam Cerrato	XII	A	5		1,957.5	74,648	72,827	72,827	71,312	07/30/07	1,100
Auto Mechanic	James Morgan	XIII	A	5	900	1,957.5	77,616	75,723	75,723	74,147	02/17/93	1,600
Water Maintenance Worker I	Jeffrey Dahlke	XII	A	5		1,957.5	74,648	72,827	72,827	71,312	03/06/89	1,600
Water Maintenance Worker I	Douglas Neeson	XII	A	5		1,957.5	74,648	72,827	72,827	68,475	06/13/05	1,300
Water Maintenance Worker I	Carl LaDuca	XII	A	5		1,957.5	74,648	72,827	72,827	68,475	06/02/10	1,000
Water Maintenance Worker II	Jeffrey Baumeister	X	A	5		1,957.5	66,379	64,760	64,760	60,542	06/18/07	1,100
Water Maintenance Worker II	Thomas Lagatella	X	A	5		1,957.5	66,379	61,829	58,957	52,865	03/03/14	
Meter Reader	John VanDeBrook	V	A	5		1,957.5	55,339	53,989	53,989	52,865	10/22/07	1,100
Meter Reader	Mark Bistrot	V	A	4		1,957.5	52,785	49,044	46,613	52,865	05/02/07	1,100
Water Service Worker		X	A	5		1,957.5			64,760	63,413		
Water Service Worker	James Waterhouse	X	A	5		1,957.5	66,379	64,760	64,760		12/18/01	1,600
Laborer	Vincent Callicchia	V	A	5		1,957.5	55,339	51,498	51,498	48,024	03/03/16	
Laborer	Giulio Eliseo	V	A	4		1,957.5	52,785	46,613	46,613	43,235	10/23/17	
Laborer		V	A	1		1,957.5				52,865		
Laborer		V	A	5		1,957.5				52,865		

# YORKTOWN HEIGHTS FIRE DISTRICT

ANNUAL BUDGET FOR THE YEAR 2021

Town Clerk's Office

~~NOV 04 2020~~

PERSONNEL SERVICES	\$	625,800	
MAINTENANCE AND SERVICES		625,800	
ALLOCATED RESERVES		400,000	
BOND & BOND INTEREST PAYMENT		165,875	
SERVICE AWARDS		30,000	
INSURANCE		<u>173,000</u>	
TOTAL BUDGET			\$ 1,463,730
LESS ANTICIPATED REVENUES & APPROPRIATIONS			(900)
<b>TO BE RAISED BY TAX</b>			<b><u>\$ 1,462,830</u></b>

Dated October 10, 2020

Signed, approved and requested by the Yorktown Board of Fire Commissioners

**Arthur Orneck - Absent**  
**Louis Mastro**  
**Martin McGannon**  
**Charles Moseman**  
**David Klaus**

**Yorktown Heights Fire District  
2021 Budget**

	<b>Budget 2020</b>	<b>Budget 2021</b>	
	<b>Actual</b>	<b>Proposed</b>	
Ordinary Income/Expense			
Income			
Real Property Taxes	1,440,463.00	1,462,830.00	1.53%
Interest	300.00	300.00	(\$1,462,830 x 1.0106)
Miscellaneous Revenue	600.00	600.00	Allow. Levy Growth Factor 1.0156
Expenditure Reimbursement			(1,501,398 x 1.0156)
Appropriation Carryover	27,585.00	0.00	Available Carryover from FY 2020
Total Income	<u>1,468,948.00</u>	<u>1,463,730.00</u>	-0.36%
Expense			
Fire Protection Contractual			
Annual Inspection	5,000.00	5,000.00	
Apparatus Expense	167,585.00	150,000.00	
Buildings & Grounds	122,065.00	90,000.00	
Certiorari	5,000.00	5,000.00	
Dues	2,000.00	2,000.00	
Election Expense	1,000.00	1,000.00	
Professional Fees	40,000.00	50,000.00	
Medical/Physical Fitness	30,000.00	25,000.00	
Dry Hydrant	10,000.00	10,000.00	
Equipment Expense	82,000.00	92,000.00	
Radio Expense	10,000.00	10,000.00	
Insurance-General	70,000.00	75,000.00	
IT	20,000.00	20,000.00	
Training & Meetings	12,000.00	12,000.00	
Stationery & Postage	2,000.00	2,000.00	
Miscellaneous-Notices	3,000.00	3,000.00	
Recruitment	3,000.00	3,000.00	
Rent	89,400.00	77,800.00	
Uniforms	2,000.00	4,000.00	
Supplies	6,968.00	14,000.00	
Telephone	15,000.00	20,000.00	
Utilities	25,000.00	25,000.00	
Contingency Fund	10,000.00	5,000.00	
Retirement	12,000.00	12,000.00	
Service Awards Expense	30,000.00	30,000.00	
Payroll Expense	53,000.00	53,000.00	
Taxes-Payroll	4,055.00	4,055.00	
Insurance-Workers Comp.	95,000.00	80,000.00	
Insurance-Life	18,000.00	18,000.00	
Bond	150,000.00	150,000.00	
Interest-Bond	18,875.00	15,875.00	

<b>Tax Levy Limit Calculation (Tax Cap)</b>	
Real Property Tax Levy FYE 020	1,462,830
Tax Base Growth Factor 1.0106	1,478,336
(\$1,462,830 x 1.0106)	
Allow. Levy Growth Factor 1.0156	1,501,398
(1,501,398 x 1.0156)	
Available Carryover from FY 2020	0
<b>Tax Levy Limit</b>	<u>1,501,398</u>
<b>Under Tax Levy Amount</b>	<b>(38,568)</b>

Reserve Funds		
Apparatus Reserve	200,000.00	220,000.00
Communication Reserve	70,000.00	75,000.00
Repair Reserve	35,000.00	45,000.00
Ladder Reserve	50,000.00	60,000.00
Total Reserve Funds	355,000.00	400,000.00
Total Expense	1,468,948.00	1,463,730.00
Net Income	0.00	0.00

**2021 ADOPTED BUDGET**

Town Clerk's Office

**LAKE MOHEGAN FIRE DISTRICT**

Town of Yorktown

Town of Cortlandt

County of Westchester

**OCT 29 2020**

Diana L. Quast, Town Clerk  
Town of Yorktown, New York

FILE WITH TOWN BUDGET OFFICER

This Budget was approved on October 20, 2020 by the Board of Fire Commissioners

CHRISTOPHER GRAVIUS

Commissioner

SUSAN SEE

Commissioner

MARK BAUMBELATT

Commissioner

JOSEPH STEWART

Commissioner

WILLIAM HECKER

Commissioner

(It is not necessary for the Commissioners to sign this budget, if the Fire District Secretary completes the following certificate).

**This is to certify that the Final Budget was approved by the Board of Fire Commissioners on October 20, 2020**

seal

  
Fire District Secretary



LAKE MOHEGAN FIRE DISTRICT  
2021 BUDGET SUMMARY

TOTAL APPROPRIATIONS	\$8,238,130.00
LESS;	
ESTIMATED REVENUE	\$48,185.00
ESTIMATED APPROPRIATED UNRESERVED FUND BALANCE	_____
AMOUNT TO BE RAISED BY REAL PROPERTY TAXES	\$8,189,945.00


TAX APPORTIONMENT  
(to be used when fire district is in more than one town)

	ASSESSED VALUATION (AV)	EQUILIZATION RATE (ER)	FULL VALUATION (AV/ER)	TOTAL FULL VALUATION PERCENTAGE (1)/(2)	APPORTIONED TAX= (3) X REAL PROPERTY TAX TO BE RAISED
TOWN	\$ 52,639,099	2.24%	\$ 2,349,959,777 (1)	43% (3)	\$3,550,717.49
YORKTOWN	\$ 47,897,691	1.56%	\$ 3,070,364,808 (1)	57% (3)	\$4,639,227.51
CORTLANDT	\$ 100,536,790		\$ 5,420,324,584 (2)	100%	\$8,189,945.00
TOTAL					

\*Must agree with Budget Summary "Amount to be Raised by Real Property Taxes".

<u>TOWN</u>	APPORTIONED TAX
YORKTOWN	\$3,550,717.49
CORTLANDT	\$4,639,227.51
TOTAL APPORTIONED	\$8,189,945.00

I certify that the estimates were approved by the  
fire commissioners on 10/20/2020  
(Date)

  
\_\_\_\_\_  
Fire District Secretary

2020 APPROPRIATIONS

	ACTUAL EXPENDITURES 2019	BUDGET AS MODIFIED 2020	PRELIMINARY ESTIMATES 2021	ADOPTED BUDGET 2021
SALARY-TREASURER	\$39,000	\$56,000	\$56,000	\$56,000
SALARY - OTHER	\$3,690,121	\$4,176,068	\$4,071,292	\$4,071,292
OTHER PERSONNEL SERVICES				
A3410.1 TOTAL PERSONNEL SERVICES	\$3,729,121	\$4,232,068	\$4,127,292	\$4,127,292
A3410.2 EQUIPMENT	\$310,672	\$321,875	\$345,251	\$345,251
A3410.4 CONTRACTUAL EXPENDITURES	\$781,872	\$897,914	\$728,449	\$728,449
A1930.4 JUDGEMENTS & CLAIMS	\$29,233	\$80,000	\$80,000	\$80,000
A1989.0 APPROPRIATIONS TO GENERAL FUND		\$207,634	\$91,000	\$91,000
A9010.8 STATE RETIREMENT FUND	\$791,734	\$800,000	\$820,000	\$820,000
A9025.8 LOCAL PENSION FUND	\$200,000	\$200,000	\$200,000	\$200,000
A9030.8 SOCIAL SECURITY	\$274,892	\$320,153	\$323,388	\$323,388
A9040.8 WORKER'S COMPENSATION	\$216,407	\$260,000	\$260,000	\$260,000
A9060.8 HOSPITAL, MEDICAL & ACCIDENT INSURANCE	\$1,038,799	\$1,044,150	\$1,035,750	\$1,035,750
A9085.8 SUPP. BENEFIT PAYMENTS TO DISABLED FIREFIGHTERS(207A)	\$269,370	\$220,000	\$205,000	\$205,000
A9710.6 REDEMPTION OF BONDS				
A9710.7 INTEREST ON BONDS				
A9760.7 INTEREST ON NOTES	\$19,696	\$22,000	\$22,000	\$22,000
A9901.9 TRANSFER TO OTHER FUNDS				
<b>TOTALS</b>	\$7,661,796	\$8,605,794	\$8,238,130	\$8,238,130

ESTIMATED REVENUES

	ACTUAL REVENUES 2019	BUDGET AS MODIFIED 2020	PRELIMINARY ESTIMATES 2021	ADOPTED BUDGET 2021
A2262 FIRE PROTECTION & OTHER SERVICES				
A2401 INTEREST & EARNINGS	\$7,716	\$7,000	\$4,000	\$4,000
A2410 RENTALS				
A2411 VERIZON CELL TOWER LEASE WITH AT&T PAYMENTS	\$31,213	\$34,158	\$34,585	\$34,585
A2660 SALES OF ASSETS	\$36,530	\$805		
A2701 REFUNDS OF EXPENDITURES	\$6,688	\$4,500	\$5,000	\$5,000
A2705 GIFTS & DONATIONS				
A2770 MISCELLANEOUS	\$2,309	\$100	\$100	\$100
A3389 STATE AID, OTHER PUBLIC SAFETY (CME RECERTIFICATIONS)	\$1,700	\$2,400	\$4,500	\$4,500
A4389 FEDERAL AID, OTHER PUBLIC SAFETY (specify) FEMA				
A9050.8 UNEMPLOYMENT INSURANCE				
A9060.8 HOSPITAL, MEDICAL & ACCIDENT INSURANCE	\$109,847	\$75,697		
A5031 INTERFUND TRANSFERS		\$47,068		
<b>TOTALS</b>	<b>\$196,003</b>	<b>\$171,728</b>	<b>\$48,185</b>	<b>\$48,185</b>