

Five Year Capital Plan

The Capital Plan is a blueprint that sets out major infrastructure projects that the Town hopes to be able to undertake over the coming five years, as well the purchase of vehicles and equipment that have greater than a five-year life span. The Plan includes both "must do" projects such as road and bridge repairs and "it would be nice to have" projects such as a new park and / or recreational facilities.

The capital planning process begins with department heads identifying the major projects they feel should be implemented, along with the estimated costs associated with each project and whether the project is likely to be funded by borrowing, grants, the fund balance or the annual budget.

The list is then reviewed by the Town Board which has two main tasks: first, to prioritize the projects based on need, and second, to the extent that borrowing will be necessary to fund many projects, determine how much debt service the Town can responsibly take on each year.

Based on that review the Town Board adopts, as part of the Budget, a one-year Capital Budget that lists the projects likely to be implemented during that year and how each of the projects will be funded, and a five-year Capital Plan that looks ahead to the projects that will need to be completed in the future.

Debt for projects previously approved as well as new capital projects funded by borrowing is reflected in the debt service portion of each of the funds having a liability of principal and interest payments.

Town of Yorktown								
2015 Capital Projects / Funding								
Department	Description	Amount	Proposed BAN	Life Years	Payback Years	Annual Principal Payment	Interest Rate	Annual Interest Payment
Parks & Rec	Chipper	50,000	50,000	15	5	10,000	0.01	500
	Bucket Truck	50,000	50,000	15	5	10,000	0.01	500
Buildings								
Town Hall	Roof	38,340	38,340	10	5	7,668	0.01	383
	AC Repair	32,549	32,549	10	5	6,510	0.01	325
YCCC	Roof	14,340	14,500	5	5	2,900	0.01	145
	Pitching	20,000	20,000	5	5	4,000	0.01	200
Police Dept	Windows	30,000	30,000	5	5	6,000	0.01	300
	AC Units	40,000	40,000	5	5	8,000	0.01	400
Fleet	Pool / Mail Cars	45,500	45,500					
				3	3	15,167	0.01	455
Town Wide	Microfilm	250,000						
	Microfilm IT	100,000	350,000	5	5	70,000	0.01	3,500
Engineering	Sparkle Lake Dam	250,000	250,000	15	15	16,667	0.01	2,500
	Baptist Church Road	550,000	550,000	15	15	36,667	0.01	5,500
	Mohegan Ave	100,000	100,000	15	15	6,667	0.01	1,000
	Hill Blvd Culvert	100,000	100,000	15	15	6,667	0.01	1,000
	Lewis & Fairfew Catch Basin	100,000	100,000	15	15	6,667	0.01	1,000
			1,100,000			60,000		9,000
Nutrition	walk in cooler	14,000	14,000		5	2,800	0.01	140
Total General		1,784,729	1,784,889			193,635		15,378
Highway	trucks (4)	720,000	720,000	15	5	144,000	0.01	7,200
Total		2,504,729	2,504,889			337,635		22,578

Five Year Capital Plan by Department						Funding Source				
Project	Description	Priority	Stage	Start	Cost	General Budget	Bond	Grant/Aid	Other	Special District
BUILDINGS & GROUNDS										
Town Hall										
Generator/Circuit Pane/Auto Switch	to power Town Hall in the event of an emergency		D	2015	75,000	75,000				
Roof/Window Repair	Roof over Board Room remove gravel, scrape, reroof, install flashing, replace duct work	1	D	2015	25,000		25,000			
Central Air Conditioning System	Check & repair condenser units	2	D	2015	25,000		25,000			
Fire & Safety Detection System	Install alarm system & connect to monitor company	3	C	2015	31,000		31,000			
Replace Floor Tiles	Board Room, Basement & Main Floor hallways	4	D	2016	41,000		41,000			
YCCC										
Install Generator	to power YCCC in the event of an emergency	1	D	2015	95,000	95,000				
Sidewalk Installation	NYS DOL requirement from fire escape	2	D	2015	7,500	7,500				
Replace Sanitary Sewer Line	beneath Nutrition kitchen	3	D	2015	50,000		50,000			
Replace Bathroom Stalls	3 areas	4	E	2015	35,000		35,000			
Air Conditioning	Install throughout building	5	E	2016	475,000		475,000			
Flooring / Lighting	Main Floor	6	E	2016	28,000		28,000			
Digital Event Sign	Installation of new sign	7	E	2017	50,000		50,000			
BUILDINGS & GROUNDS TOTAL					937,500	177,500	760,000			
CENTRAL GARAGE										
Replace Cement Aprons	Demolition and Constructions	1	E	2015	69,500		69,500			
CENTRAL GARAGE TOTAL					69,500		69,500			
TOWN COURT										
Windows/Sealants		2	E	2015	21,800		21,800			
Control System for Pump Room	controler w time scheduling, WSGC/loop Pumps, Fan	3	E	2015	22,500		22,500			
TOWN COURT TOTAL					44,300		44,300			
ENGINEERING										
Baptist Church Road	Relining replace metal cross pipes	1	D	2015	600,000		600,000			
Sparkie Lake Dam	Discharge Pipe & slope improvements	2	C	2015	270,000		270,000			
Hill Blvd	Pipeline invert, paving, grouting, stream protection	3	C	2015	100,000		100,000			
Mohegan Ave	Retaining wall repair	4	C	2015	100,000		100,000			
Route 202 (Mohansic Ave)		5	N/A	2015	47,000			47,000	Costco	
ENGINEERING TOTAL					1,117,000		1,070,000	47,000		
SEWER										
Pump Station Rehabilitation		1	E	2015	4,000,000					4,000,000
SEWER TOTAL										

HIGHWAY									
Purchase New Trucks	2 Six Wheel Comb Body Dump Trucks	1	D	2015	375,000		375,000		
Purchase New Trucks	2 Six Wheel Comb Body Dump Trucks	2	E	2016	385,000			385,000	
Purchase New Trucks	2 Six Wheel Comb Body Dump Trucks	3	E	2017	395,000			395,000	
Purchase New Trucks	2 Six Wheel Comb Body Dump Trucks	4	E	2018	405,000			405,000	
Purchase New Trucks	2 Six Wheel Comb Body Dump Trucks	5	E	2019	415,000			415,000	
Purchase New Trucks	2 Six Wheel Comb Body Dump Trucks	6	E	2020	425,000			425,000	
TRUCKS SUBTOTAL					2,400,000		375,000	2,025,000	
Road Improvements/Paving	Paving 7 miles of road @ \$130,000 per mile	1	D	2015	910,000		532,000		378,000 CHIPS
Road Improvements/Paving	Paving 7 miles of road @ \$130,000 per mile	2	E	2016	910,000		532,000		378,000 CHIPS
Road Improvements/Paving	Paving 7 miles of road @ \$130,000 per mile	3	E	2017	910,000		532,000		378,000 CHIPS
Road Improvements/Paving	Paving 7 miles of road @ \$130,000 per mile	4	E	2018	910,000		532,000		378,000 CHIPS
Road Improvements/Paving	Paving 7 miles of road @ \$130,000 per mile	5	E	2019	910,000		532,000		378,000 CHIPS
Road Improvements/Paving	Paving 7 miles of road @ \$130,000 per mile	6	E	2020	910,000		532,000		378,000 CHIPS
PAVING SUBTOTAL					5,460,000		3,192,000		2,268,000
Drainage		1	D	2015	200,000		200,000		
Drainage		2	E	2016	200,000			200,000	
Drainage		3	E	2017	200,000			200,000	
Drainage		4	E	2018	200,000			200,000	
Drainage		5	E	2019	200,000			200,000	
Drainage		6	E	2020	200,000			200,000	
DRAINAGE SUBTOTAL					1,200,000		200,000	1,000,000	
HIGHWAY TOTAL					9,060,000		3,767,000	3,025,000	2,268,000
NUTRITION									
Walk in Cooler		1	D	2015	25,000			25,000	
Senior Mini Van		2	D	2015	51,000		13,000		38,000 CDBG
NUTRITION TOTALS					76,000		13,000	25,000	38,000
LIBRARY									
Repair & Paint Wood	Repair damaged windows	1	E	2015	25,000		25,000		
Install Drainage	create drainage swale	2	E	2015	6,500		6,500		
Repave Parking Lot		3	D	2015	150,000			150,000	
Renovate Restrooms	Juvenile & Adult Restrooms	4	E	2015	75,000			75,000	
LIBRARY TOTALS					256,500		31,500	225,000	
PARKS & RECREATION									
Bucket Truck	for work on trees, signs, lights, etc	1	E	2015	50,000		50,000		
Chipper with Winch	for work on trees	2	E	2015	50,000		50,000		
Granite Knolls - Engineering	Site Improvement Plans, erosion & sediment control stormwater management, construction	3	E	2015	50,000			50,000	
Shrub Oak Park Tennis Courts	Repair Crack, resurface, create basketball courts	4	B	2016	75,000			75,000	
Granite Knolls Construction	Construction following Engineering Services	5	E	2016	1,500,000			1,500,000	

Woodland Ballfield - Engineering	Site Improvement Plans, erosion & sediment control stormwater management, construction	6	E	2016	19,000		19,000		
Holland Sporting Club - Engineering	Site Improvement Plans, erosion & sediment control stormwater management, construction	7	E	2016	27,000		27,000		
Downing Park Tennis Courts	Total renovation - fix cracks, resurface	8	E	2016	340,000		340,000		
Woodlands Ballfield - Realignment	Flip fields, backstop, irrigation, sod, seed, clay	9	E	2017	200,000		200,000		
Holland Sporting Club Construction	Construction following Engineering Services	10	E	2017	175,000		175,000		
Junior Lake Pools	remove old paint, sandblast	11	E	2018	20,000		20,000		
Sparkle Lake Service Building	Kitchen & Bathroom Improvements	12	E	2019	50,000		50,000		
Playground Equipment & Repair	Replace outdated / damaged equipment	13	E	2020	TBD				
Shrub Oak Pool	Bathroom Refurbishment	14	E	2020	125,000		125,000		
Varios Baseball Fields	Backstops, Fences, Roofs, Dugouts, Benches	15	E	2020	100,000		100,000		
PARKS & RECREATION TOTALS					2,681,000	100,000	2,581,000		
PLANNING									
Railroad Park Building	Renovation & Construction	1	C	2015	444,000	148,000	296,000	NYS DOT	
Route 202 / Front Street	Economic Development	2	D	2015	50,000		50,000		
Veterans Road Streetscape	Commerce St to Downing Drive	3	D	2016	200,000		100,000	100,000	CDBG
Downing Drive Streetscape	sidewalks, lighting, landscaping, trash receptacles Commerce St to Veterans Rd	4	D	2016	354,000		236,000	118,000	CDBG
Commerce Street Streetscape	sidewalks, lighting, landscaping, trash receptacles Firehouse to Kear Street	5	D	2016	530,000		133,000	397,000	CDBG
Mohegan Lake Park	sidewalks, lighting, landscaping, trash receptacles Site Plan / Subdivision	6	D	2016	125,000		32,000	93,000	CDBG
Downing Drive Streetscape	Veterans Rd to Route 118	7	D	2017	220,000		74,000	146,000	CDBG
PLANNING TOTAL	sidewalks, lighting, landscaping, trash receptacles				1,923,000	148,000	625,000	1,150,000	
POLICE									
Replace Roof		1	E	2015	172,500		172,500		
Replace Windows		2	E	2015	20,000		20,000		
Air Conditioner Replacement	3 units	3	E	2015	40,000		40,000		
Purchase Patrol Vehicles	5 new patrol cars	4	E	2015	212,300		212,300		
Purchase Patrol Vehicle Cameras	10 cameras	5	E	2015	40,000		40,000		
Purchase Radio Console	Replace current consoles (2)	6	E	2015	29,500		29,500		
Purchase Mobile Data Terminal		7	E	2015	45,000		45,000		
Kitchen Appliances	Refrigerator	8	E	2016	3,400	3,400			
License Plate Reader	replace current reader	9	E	2016	3,600	3,600			
					566,300	7,000	559,300		
Project Stages	A - Physically Complete								
	B - Work / Construction in Progress								
	C - Project / Design / Permitting Phase								
	D - Approved								
	E - Project Idea								

OPEN SPACE

The residents of the Town of Yorktown recognized the value of open space areas and the need to preserve land in this state for use as active and passive parks and recreational facilities.

A public hearing was held on September 5, 2000 for the purpose of determining the best method to create an open space and conservation district. At that time the Town Board determined that the best method to fund this district was through a \$30 per lot charge.

On November 7, 2000 the People of the Town of Yorktown voted on the following Proposition:
"Should the Town of Yorktown create a dedicated Open Space and Conservation District, subject to New York State enabling legislation, that would be funded through an annual per lot charge of \$30

The Proposition passed overwhelmingly and The Town of Yorktown made an application to the New York State Legislature.

On November 8, 2005 the residents then voted to approve Proposition No. 1 which authorized the issuance of serial bonds not to exceed \$5,000,000 to pay the cost of the acquisition of parcels of land for active and passive parks and recreational purposes and the preservation of open spaces throughout the Town of Yorktown.

Ch. 704, Laws of 2005 was recorded by the Office of the State Comptroller to establish the Town of Yorktown Open Space and Conservation District on February 27, 2006.

Date Prepared: 11/19/2014 03:05 PM

Report Date: 11/19/2014

Account Table: C REV

Alt. Sort Table:

TOWN OF YORKTOWN

Budget Preparation Report

BUD4011 1.0

Page 1 of 1

Prepared By: SANDY

Fiscal Year: 2015 Period From: 1 To: 12

Account	Description	2012	2013	Original	Adjusted	2014	2015	2015	2015	Variance To
		Actual	Actual	2014 Budget	2014 Budget	Actual Per 1-12	TENTATIVE Stage	PRELIMINA Stage	FINAL Stage	PRELIMINA Stage
Dept 0000	.									
C.0000.1001	REAL PROPERTY TAXES	410,970.00	411,720.00	409,860.00	409,860.00	409,890.00	409,770.00	409,770.00	0.00	-0.02%
C.0000.2401	INTEREST EARNINGS	1,153.81	1,038.60	0.00	0.00	909.47	0.00	0.00	0.00	0.00%
C.0000.2701	REFUND OF PRIOR YEAR	1,780,000.00	0.00	0.00	0.00	0.00	0.00	0.00	0.00	0.00%
C.0000.5731	BANS REDEEMED FROM APPROPRIATI	0.00	(380,000.00)	0.00	0.00	0.00	0.00	0.00	0.00	0.00%
Total Dept 0000	.	(2,192,123.81)	(32,758.60)	(409,860.00)	(409,860.00)	(410,799.47)	(409,770.00)	(409,770.00)	0.00	-0.02%
Grand Total		(2,192,123.81)	(32,758.60)	(409,860.00)	(409,860.00)	(410,799.47)	(409,770.00)	(409,770.00)	0.00	-0.02%

NOTE: One or more accounts may not be printed due to Account Table restrictions.

Date Prepared: 11/19/2014 03:06 PM

Report Date: 11/19/2014

Account Table: C EXP

Alt. Sort Table:

TOWN OF YORKTOWN

Budget Preparation Report

BUD4011 1.0

Page 1 of 1

Prepared By: SANDY

Fiscal Year: 2015 Period From: 1 To: 12

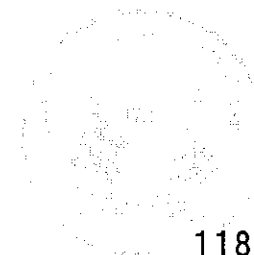
Account	Description	2012		Original	Adjusted	2014	2015	2015	2015	Variance To
		Actual	Actual	2014 Budget	2014 Budget	Actual Per 1-12	TENTATIVE Stage	PRELIMINA Stage	FINAL Stage	PRELIMINA Stage
Dept 1940	LAND PURCHASE									
C.1940.0208	LAND PURCHASE	0.00	2,000,000.00	0.00	0.00	0.00	0.00	0.00	0.00	0.00%
Total Dept 1940	LAND PURCHASE	0.00	2,000,000.00	0.00	0.00	0.00	0.00	0.00	0.00	0.00%
Dept 9700	DEBT SERVICES									
C.9700.0490	PROFESSIONAL SERVICES	928.72	831.79	1,360.00	1,360.00	573.93	1,000.00	1,000.00	0.00	-26.47%
Total Dept 9700	DEBT SERVICES	928.72	831.79	1,360.00	1,360.00	573.93	1,000.00	1,000.00	0.00	-26.47%
Dept 9730	BOND ANTICIPATION NOTES									
C.9730.0610	PRINCIPAL	380,000.00	172,000.00	392,000.00	392,000.00	0.00	399,520.00	399,520.00	0.00	1.92%
C.9730.0710	INTEREST	21,655.68	15,120.00	16,500.00	16,500.00	0.00	9,250.00	9,250.00	0.00	-43.94%
Total Dept 9730	BOND ANTICIPATION NOTES	401,655.68	187,120.00	408,500.00	408,500.00	0.00	408,770.00	408,770.00	0.00	0.07%
Grand Total		402,584.40	2,187,951.79	409,860.00	409,860.00	573.93	409,770.00	409,770.00	0.00	-0.02%

NOTE: One or more accounts may not be printed due to Account Table restrictions.

YORKTOWN'S EMERGENCY MEDICAL SERVICES (EMS) ARE PROVIDED BY THREE DIFFERENT ENTITIES

Name	Yorktown Advance Life Support District	Yorktown Volunteer Ambulance Corp (YVAC)	Mohegan Volunteer Fire Association Volunteer Ambulance Corp
Level of Service	Advanced Life Support (ALS) Paramedic	Advanced Life Support (ALS) EMT - I	Advanced Life Support (ALS) EMT - I
Service Area	Town of Yorktown	Town of Yorktown Primarily Yorktown Fire District	Mohegan Fire District
Personnel	Paramedics via contract with Empress Ambulance Service	Volunteer EMT's and support personnel	Volunteer EMT's and support personnel
Vehicles	1 FlyCar via contract with Empress Ambulance Service	3 Ambulances	3 Ambulances
Housing	Rented space in YVAC HQ	Private HQ with 4 bay garage, offices, storage, training & living quarters	Use facilities from Mohegan Volunteer Fire Association
Equipment	3 full sets of medical gear via contract with Empress Ambulance Service	3 sets of medical gear – State certified	3 sets of medical gear – State certified
Funding	Town of Yorktown ALS District Taxes Patient Insurance Billing - Mohegan	Fund Drives Patient Insurance Billing	Patient Insurance Billing
Hours of Service	2 Paramedics ~ 8am to 8pm 1 Paramedic ~ 8pm to 8am Supplemented by paged volunteer paramedics	24 hours a day by in-house roster of volunteers Supplemented by paged volunteers	24 hours a day by paged volunteers with two-way radio communication

Note: ALS Paramedic Serve works with both Volunteer Ambulance Services as needed for appropriate patient care.
ALS Intermediate Volunteer ambulance Services provide all transport, occasionally supplemented by STAT Flight helicopter



Date Prepared: 11/19/2014 03:06 PM

Report Date: 11/19/2014

Account Table: SM REV

Alt. Sort Table:

TOWN OF YORKTOWN Budget Preparation Report

BUD4011 1.0

Page 1 of 1

Prepared By: SANDY

Fiscal Year: 2015 Period From: 1 To: 12

Account	Description	2012	2013	Original	Adjusted	2014	2015	2015	2015	Variance To
		Actual	Actual	2014 Budget	2014 Budget	Actual Per 1-12	TENTATIVE Stage	PRELIMINA Stage	FINAL Stage	PRELIMINA Stage
Dept 0000										
SM.0000.1001	REAL PROPERTY TAXES	491,255.00	491,407.00	520,473.00	520,473.00	520,473.00	511,473.00	511,473.00	0.00	-1.73%
SM.0000.1081	PAYMENTS IN LIEU OF TAXES	0.00	5,095.00	0.00	0.00	0.00	0.00	0.00	0.00	0.00%
SM.0000.1625	PATIENT BILLING (MOHEGAN)	16,957.83	25,236.31	16,000.00	16,000.00	29,693.66	20,000.00	20,000.00	0.00	25.00%
SM.0000.2401	INTEREST EARNINGS	532.26	461.84	500.00	500.00	487.96	500.00	500.00	0.00	0.00%
Total Dept 0000		(508,745.09)	(522,200.15)	(536,973.00)	(536,973.00)	(550,654.62)	(531,973.00)	(531,973.00)	0.00	-0.93%
Grand Total		(508,745.09)	(522,200.15)	(536,973.00)	(536,973.00)	(550,654.62)	(531,973.00)	(531,973.00)	0.00	-0.93%

NOTE: One or more accounts may not be printed due to Account Table restrictions.

Date Prepared: 11/19/2014 03:06 PM

Report Date: 11/19/2014

Account Table: SM EXP

Alt. Sort Table:

TOWN OF YORKTOWN Budget Preparation Report

BUD4011 1.0

Page 1 of 1

Prepared By: SANDY

Fiscal Year: 2015 Period From: 1 To: 12

Account	Description	2012	2013	Original	Adjusted	2014	2015	2015	2015	Variance To
		Actual	Actual	2014 Budget	2014 Budget	Actual Per 1-12	TENTATIVE Stage	PRELIMINA Stage	FINAL Stage	PRELIMINA Stage
Dept 4540	EMERGENCY MEDICAL SERVICES ALS									
SM.4540.0110	TEMP HELP	0.00	150.00	200.00	200.00	0.00	200.00	200.00	0.00	0.00%
SM.4540.0425	PARAMEDIC CONTRACT	493,584.00	503,448.00	513,900.00	513,900.00	415,758.32	513,900.00	513,900.00	0.00	0.00%
SM.4540.0430	YVAC: PARAMEDIC SUPPORT	0.00	22,425.00	11,700.00	11,700.00	0.00	11,700.00	11,700.00	0.00	0.00%
SM.4540.0498	TAX REFUNDS	4,233.98	6,828.30	1,000.00	1,000.00	1,064.20	1,000.00	1,000.00	0.00	0.00%
SM.4540.0499	DEFICIT FUNDING	0.00	0.00	10,000.00	10,000.00	0.00	5,000.00	5,000.00	0.00	-50.00%
Total Dept 4540	EMERGENCY MEDICAL SERVICES ALS	497,817.98	532,851.30	536,800.00	536,800.00	416,822.52	531,800.00	531,800.00	0.00	-0.93%
Dept 9000	EMPLOYEE BENEFITS									
SM.9000.0800	FICA/MEDICARE	0.00	10.55	23.00	23.00	0.00	23.00	23.00	0.00	0.00%
Total Dept 9000	EMPLOYEE BENEFITS	0.00	10.55	23.00	23.00	0.00	23.00	23.00	0.00	0.00%
Dept 9700	DEBT SERVICES									
SM.9700.0710	INTEREST EXPENSE	28.62	0.00	150.00	150.00	33.62	150.00	150.00	0.00	0.00%
Total Dept 9700	DEBT SERVICES	28.62	0.00	150.00	150.00	33.62	150.00	150.00	0.00	0.00%
Grand Total		497,846.60	532,861.85	536,973.00	536,973.00	416,856.14	531,973.00	531,973.00	0.00	-0.93%

NOTE: One or more accounts may not be printed due to Account Table restrictions.

PARK AND IMPROVEMENT DISTRICTS

The Town of Yorktown operates six park districts and one lake improvement district. These districts were created over the last thirty years at the request of residents in each of the geographical areas to improve the quality of life in their particular neighborhood.


Four of these Park Districts ~ Amazon Park, Mohegan Beach, Mohegan Highlands and Shrub Oak Lake Estates ~ are located and operate summer beaches on Mohegan Lake. Shrub Oak Community Beach Park District is situated in the Shrub Oak Hamlet on a widened and dammed part of the Shrub Oak Brook. It also provides a beach facility for district resident use.

The Bethel Acres Park District was created during the planning and subsequent approval of the Bethel Acres Subdivision. It is an area of scenic woodlands located on Granville Court in the vicinity of the Franklin Roosevelt State Park.

The Lake Mohegan Improvement District includes most of the homes in the Mohegan Lake Hamlet. It was created solely for the purposes of maintaining and enhancing the quality of waters of Lake Mohegan and its surrounding area.

The use of these districts is exclusive to district residents. Budgets for each of these districts are prepared by elected district boards and submitted to the Town Comptroller. The Town collects monies through taxes from each of the district residents according to each district's budget.

The Town provides further services to these districts mainly through Finance, Parks & Recreation and Environmental Conservation Departments. The Finance Department administers accounts payable and district payrolls. Arrangement to pick up district refuse is made with the Environmental Conservation Department. The Recreation Department assists districts in preparing swimming safety plans and obtaining Westchester County Health Department beach operating permits. Other Town Departments have also provided assistance as requested.



Date Prepared: 11/19/2014 03:07 PM

Report Date: 11/19/2014

Account Table: AP REVENUE

Alt. Sort Table:

TOWN OF YORKTOWN Budget Preparation Report

BUD4011 1.0

Page 1 of 1

Prepared By: SANDY

Fiscal Year: 2015 Period From: 1 To: 12

Account	Description	2012	2013	Original	Adjusted	2014	2015	2015	2015	Variance To
		Actual	Actual	2014 Budget	2014 Budget	Actual Per 1-12	TENTATIVE Stage	PRELIMINA Stage	FINAL Stage	PRELIMINA Stage
Dept 0000	.									
AP.0000.1001	TAXES	17,700.00	17,700.00	12,745.00	12,745.00	12,745.00	13,000.00	13,000.00	0.00	2.00%
AP.0000.1002	APPROPRIATED FUND BALANCE	0.00	0.00	5,000.00	(10,900.00)	0.00	16,000.00	16,000.00	0.00	220.00%
AP.0000.2401	INTEREST EARNINGS	322.63	298.63	300.00	300.00	271.36	165.00	165.00	0.00	-45.00%
AP.0000.2701	REFUND OF PRIOR YEARS EXPENDIT	0.00	43.00	0.00	0.00	0.00	0.00	0.00	0.00	0.00%
Total Dept 0000	.	(18,022.63)	(18,041.63)	(18,045.00)	(2,145.00)	(13,016.36)	(29,165.00)	(29,165.00)	0.00	61.62%
Grand Total		(18,022.63)	(18,041.63)	(18,045.00)	(2,145.00)	(13,016.36)	(29,165.00)	(29,165.00)	0.00	61.62%

NOTE: One or more accounts may not be printed due to Account Table restrictions.

Date Prepared: 11/19/2014 03:08 PM

Report Date: 11/19/2014

Account Table: AP EXPENSE

Alt. Sort Table:

TOWN OF YORKTOWN

Budget Preparation Report

BUD4011 1.0

Page 1 of 1

Prepared By: SANDY

Fiscal Year: 2015 Period From: 1 To: 12

Account	Description	2012	2013	Original	Adjusted	2014	2015	2015	2015	Variance To
		Actual	Actual	2014 Budget	2014 Budget	Actual Per 1-12	TENTATIVE Stage	PRELIMINA Stage	FINAL Stage	PRELIMINA Stage
Dept 7180	BEACH & POOL FACILITIES									
AP.7180.0110	TEMP HELP	0.00	0.00	2,500.00	2,500.00	0.00	2,500.00	2,500.00	0.00	0.00%
AP.7180.0401	SUPPLIES	0.00	0.00	50.00	50.00	0.00	0.00	0.00	0.00	-100.00%
AP.7180.0403	MATERIALS	0.00	0.00	200.00	200.00	0.00	0.00	0.00	0.00	-100.00%
AP.7180.0406	TELECOMMUNICATIONS	426.09	363.43	360.00	360.00	178.10	360.00	360.00	0.00	0.00%
AP.7180.0407	ELECTRIC	39.79	36.01	200.00	200.00	47.24	200.00	200.00	0.00	0.00%
AP.7180.0412	POSTAGE	0.00	0.00	50.00	50.00	49.00	75.00	75.00	0.00	50.00%
AP.7180.0416	PROPERTY MAINTENANCE	0.00	2,456.00	0.00	3,000.00	2,500.00	2,500.00	2,500.00	0.00	100.00%
AP.7180.0420	MAINTENANCE	1,900.00	(706.76)	2,100.00	2,100.00	271.41	0.00	0.00	0.00	-100.00%
AP.7180.0450	WATER PURCHASE	29.80	70.56	155.00	155.00	388.96	500.00	500.00	0.00	222.58%
AP.7180.0454	PROPERTY IMPROVEMENTS	0.00	0.00	2,000.00	21,400.00	12,047.00	10,000.00	10,000.00	0.00	400.00%
AP.7180.0460	MAINT & REPAIR	0.00	83.62	2,000.00	2,000.00	625.00	5,000.00	5,000.00	0.00	150.00%
AP.7180.0467	LIABILITY INSURANCE	4,198.75	0.00	5,000.00	5,000.00	2,456.00	5,000.00	5,000.00	0.00	0.00%
AP.7180.0497	TAXES	798.45	704.59	1,200.00	1,200.00	692.48	800.00	800.00	0.00	-33.33%
AP.7180.0498	TAX REFUNDS	23.31	0.00	0.00	0.00	0.00	0.00	0.00	0.00	0.00%
Total Dept 7180	BEACH & POOL FACILITIES	7,416.19	3,007.45	15,815.00	38,215.00	19,255.19	26,935.00	26,935.00	0.00	70.31%
Dept 9000	EMPLOYEE BENEFITS									
AP.9000.0800	FICA/MEDICARE	0.00	0.00	230.00	230.00	0.00	230.00	230.00	0.00	0.00%
Total Dept 9000	EMPLOYEE BENEFITS	0.00	0.00	230.00	230.00	0.00	230.00	230.00	0.00	0.00%
Dept 9901	TRANSFERS TO OTHER FUNDS									
AP.9901.0903	TRANSFER TO GENERAL FUND	3,005.00	3,005.00	2,000.00	2,000.00	2,000.00	2,000.00	2,000.00	0.00	0.00%
Total Dept 9901	TRANSFERS TO OTHER FUNDS	3,005.00	3,005.00	2,000.00	2,000.00	2,000.00	2,000.00	2,000.00	0.00	0.00%
Grand Total		10,421.19	6,012.45	18,045.00	40,445.00	21,255.19	29,165.00	29,165.00	0.00	61.62%

NOTE: One or more accounts may not be printed due to Account Table restrictions.

Date Prepared: 11/19/2014 03:10 PM

Report Date: 11/19/2014

Account Table: BA REVENUE

Alt. Sort Table:

TOWN OF YORKTOWN

Budget Preparation Report

BUD4011 1.0

Page 1 of 1

Prepared By: SANDY

Fiscal Year: 2015 Period From: 1 To: 12

Account	Description	2012	2013	Original	Adjusted	2014	2015	2015	2015	Variance To
		Actual	Actual	2014 Budget	2014 Budget	Actual Per 1-12	TENTATIVE Stage	PRELIMINA Stage	FINAL Stage	PRELIMINA Stage
Dept 0000	.									
BA.0000.1001	TAXES	2,000.00	2,000.00	2,000.00	2,000.00	2,000.00	2,000.00	2,000.00	0.00	0.00%
BA.0000.2401	INTEREST EARNINGS	1.38	1.72	0.00	0.00	3.11	0.00	0.00	0.00	0.00%
Total Dept 0000	.	<u>(2,001.38)</u>	<u>(2,001.72)</u>	<u>(2,000.00)</u>	<u>(2,000.00)</u>	<u>(2,003.11)</u>	<u>(2,000.00)</u>	<u>(2,000.00)</u>	<u>0.00</u>	<u>0.00%</u>
Grand Total		<u>(2,001.38)</u>	<u>(2,001.72)</u>	<u>(2,000.00)</u>	<u>(2,000.00)</u>	<u>(2,003.11)</u>	<u>(2,000.00)</u>	<u>(2,000.00)</u>	<u>0.00</u>	<u>0.00%</u>

NOTE: One or more accounts may not be printed due to Account Table restrictions.

Date Prepared: 11/19/2014 03:09 PM

Report Date: 11/19/2014

Account Table: BA EXPENSE

Alt. Sort Table:

TOWN OF YORKTOWN

Budget Preparation Report

BUD4011 1.0

Page 1 of 1

Prepared By: SANDY

Fiscal Year: 2015 Period From: 1 To: 12

Account	Description	2012 Actual	2013 Actual	Original 2014 Budget	Adjusted 2014 Budget	2014 Actual Per 1-12	2015 TENTATIVE Stage	2015 PRELIMINA Stage	2015 FINAL Stage	Variance To PRELIMINA Stage
Dept 7180	BEACH & POOL FACILITIES									
BA.7180.0498	TAX REFUNDS	0.00	11.23	0.00	0.00	0.00	0.00	0.00	0.00	0.00%
Total Dept 7180	BEACH & POOL FACILITIES	0.00	11.23	0.00	0.00	0.00	0.00	0.00	0.00	0.00%
Dept 9901	TRANSFERS TO OTHER FUNDS									
BA.9901.0903	TRANSFER TO GENERAL FUND	2,000.00	2,000.00	2,000.00	2,000.00	2,000.00	2,000.00	2,000.00	0.00	0.00%
Total Dept 9901	TRANSFERS TO OTHER FUNDS	2,000.00	2,000.00	2,000.00	2,000.00	2,000.00	2,000.00	2,000.00	0.00	0.00%
Grand Total		2,000.00	2,011.23	2,000.00	2,000.00	2,000.00	2,000.00	2,000.00	0.00	0.00%

NOTE: One or more accounts may not be printed due to Account Table restrictions.

Date Prepared: 11/24/2014 04:42 PM

Report Date: 11/24/2014

Account Table: ID REVENUE

Alt. Sort Table:

TOWN OF YORKTOWN

Budget Preparation Report

BUD4011 1.0

Page 1 of 1

Prepared By: SANDY

Fiscal Year: 2015 Period From: 1 To: 12

Account	Description	2012	2013	Original	Adjusted	2014	2015	2015	2015	Variance To
		Actual	Actual	2014 Budget	2014 Budget	Actual Per 1-12	TENTATIVE Stage	PRELIMINA Stage	FINAL Stage	PRELIMINA Stage
Dept 0000	.									
ID.0000.1001	TAXES	36,855.00	70,181.00	71,120.00	71,120.00	71,120.00	70,233.00	70,233.00	0.00	-1.25%
ID.0000.1002	APPROPRIATED FUND BALANCE	0.00	0.00	10,000.00	10,000.00	0.00	8,000.00	8,000.00	0.00	-20.00%
ID.0000.2300	CORTLANDT TAXES	0.00	21,017.00	11,000.00	11,000.00	0.00	10,867.00	10,867.00	0.00	-1.21%
ID.0000.2401	INTEREST EARNINGS	597.74	497.53	500.00	500.00	500.04	500.00	500.00	0.00	0.00%
Total Dept 0000	.	(37,452.74)	(91,695.53)	(92,620.00)	(92,620.00)	(71,620.04)	(89,600.00)	(89,600.00)	0.00	-3.26%
Grand Total		(37,452.74)	(91,695.53)	(92,620.00)	(92,620.00)	(71,620.04)	(89,600.00)	(89,600.00)	0.00	-3.26%

NOTE: One or more accounts may not be printed due to Account Table restrictions.

Date Prepared: 11/24/2014 04:42 PM
 Report Date: 11/24/2014
 Account Table: ID EXPENSE
 Alt. Sort Table:

TOWN OF YORKTOWN

Budget Preparation Report

BUD4011 1.0
 Page 1 of 2
 Prepared By: SANDY

Fiscal Year: 2015 Period From: 1 To: 12

Account	Description	2012	2013	Original	Adjusted	2014	2015	2015	2015	Variance To
		Actual	Actual	2014 Budget	2014 Budget	Actual Per 1-12	TENTATIVE Stage	PRELIMINA Stage	FINAL Stage	
Dept 7180	BEACH & POOL FACILITIES									
ID.7180.0110	TEMP HELP	23,912.26	21,446.64	23,000.00	27,800.00	27,601.48	25,000.00	25,000.00	0.00	8.70%
ID.7180.0401	OFFICE SUPPLIES	58.47	110.54	225.00	325.00	253.86	275.00	275.00	0.00	22.22%
ID.7180.0407	ELECTRICITY	11,454.24	14,577.72	10,000.00	10,000.00	4,121.68	13,000.00	13,000.00	0.00	30.00%
ID.7180.0411	PRINTING	0.00	0.00	250.00	250.00	0.00	250.00	250.00	0.00	0.00%
ID.7180.0412	POSTAGE	1,593.90	701.92	700.00	700.00	654.15	1,305.00	1,305.00	0.00	86.43%
ID.7180.0416	MAINTENANCE	3,052.69	1,582.95	2,000.00	4,400.00	2,649.86	3,800.00	3,800.00	0.00	90.00%
ID.7180.0418	EQUIPMENT MAINTENANCE	4,080.00	6,515.47	7,000.00	7,000.00	2,815.90	4,000.00	4,000.00	0.00	-42.86%
ID.7180.0423	TRAINING	255.00	430.00	860.00	860.00	0.00	860.00	860.00	0.00	0.00%
ID.7180.0428	DUES	500.00	500.00	550.00	550.00	150.00	600.00	600.00	0.00	9.09%
ID.7180.0467	INSURANCE	0.00	0.00	5,000.00	5,000.00	0.00	5,000.00	5,000.00	0.00	0.00%
ID.7180.0470	GAS AND OIL	273.60	254.63	350.00	350.00	565.68	655.00	655.00	0.00	87.14%
ID.7180.0475	AERSYS MAINT	5,692.45	9,354.00	10,000.00	11,000.00	9,379.44	10,000.00	10,000.00	0.00	0.00%
ID.7180.0479	SPECIAL PROJECTS	0.00	4,200.00	8,000.00	3,000.00	0.00	4,000.00	4,000.00	0.00	-50.00%
ID.7180.0480.0002	SPECIAL PROJECTS BUILDING..	0.00	0.00	5,000.00	2,988.49	0.00	3,000.00	3,000.00	0.00	-40.00%
ID.7180.0490	SERVICES	0.00	6,769.50	11,000.00	10,997.65	3,877.50	9,000.00	9,000.00	0.00	-18.18%
ID.7180.0497	TAXES	43.53	55.69	60.00	62.35	62.35	65.00	65.00	0.00	8.33%
ID.7180.0498	TAX REFUNDS	22.12	8.15	25.00	25.00	0.00	30.00	30.00	0.00	20.00%
ID.7180.0818	UNEMPLOYMENT	1,431.72	0.00	0.00	100.00	32.68	50.00	50.00	0.00	100.00%
Total Dept 7180	BEACH & POOL FACILITIES	52,369.98	66,507.21	84,020.00	85,408.49	52,164.58	80,890.00	80,890.00	0.00	-3.73%
Dept 9000	EMPLOYEE BENEFITS									
ID.9000.0800	FICA/MEDICARE	1,829.33	1,640.69	2,000.00	2,111.51	2,111.51	2,100.00	2,100.00	0.00	5.00%
ID.9000.0801	MTA TAX	81.31	72.93	100.00	100.00	93.87	110.00	110.00	0.00	10.00%
Total Dept 9000	EMPLOYEE BENEFITS	1,910.64	1,713.62	2,100.00	2,211.51	2,205.38	2,210.00	2,210.00	0.00	5.24%
Dept 9901	TRANSFERS TO OTHER FUNDS									
ID.9901.0903	TRANSFER TO GENERAL FUND	6,695.00	6,156.00	6,500.00	6,500.00	6,500.00	6,500.00	6,500.00	0.00	0.00%
Total Dept 9901	TRANSFERS TO OTHER	6,695.00	6,156.00	6,500.00	6,500.00	6,500.00	6,500.00	6,500.00	0.00	0.00%

Date Prepared: 11/24/2014 04:42 PM

Report Date: 11/24/2014

Account Table: ID EXPENSE

Alt. Sort Table:

TOWN OF YORKTOWN Budget Preparation Report

BUD4011 1.0

Page 2 of 2

Prepared By: SANDY

Fiscal Year: 2015 Period From: 1 To: 12

Account	Description	2012	2013	Original	Adjusted	2014	2015	2015	2015	Variance To
		Actual	Actual	2014 Budget	2014 Budget	Actual Per 1-12	TENTATIVE Stage	PRELIMINA Stage	FINAL Stage	PRELIMINA Stage
Dept 9901	TRANSFERS TO OTHER FUNDS FUNDS									
Grand Total		<u>60,975.62</u>	<u>74,376.83</u>	<u>92,620.00</u>	<u>94,120.00</u>	<u>60,869.96</u>	<u>89,600.00</u>	<u>89,600.00</u>	<u>0.00</u>	<u>-3.26%</u>

NOTE: One or more accounts may not be printed due to Account Table restrictions.

Date Prepared: 11/19/2014 03:13 PM

Report Date: 11/19/2014

Account Table: MB REVENUE

Alt. Sort Table:

TOWN OF YORKTOWN

Budget Preparation Report

BUD4011 1.0

Page 1 of 1

Prepared By: SANDY

Fiscal Year: 2015 Period From: 1 To: 12

Account	Description	2012	2013	Original	Adjusted	2014	2015	2015	2015	Variance To
		Actual	Actual	2014 Budget	2014 Budget	Actual Per 1-12	TENTATIVE Stage	PRELIMINA Stage	FINAL Stage	PRELIMINA Stage
Dept 0000	.									
MB.0000.1001	TAXES	58,463.00	58,463.00	58,400.00	58,400.00	58,400.00	58,400.00	58,400.00	0.00	0.00%
MB.0000.2401	INTEREST EARNINGS	159.57	192.40	200.00	200.00	225.53	200.00	200.00	0.00	0.00%
MB.0000.2701	REFUND OF PRIOR YEARS EXPENDIT	0.00	38.00	0.00	0.00	0.00	0.00	0.00	0.00	0.00%
Total Dept 0000	.	<u>(58,622.57)</u>	<u>(58,693.40)</u>	<u>(58,600.00)</u>	<u>(58,600.00)</u>	<u>(58,625.53)</u>	<u>(58,600.00)</u>	<u>(58,600.00)</u>	<u>0.00</u>	<u>0.00%</u>
Grand Total		<u>(58,622.57)</u>	<u>(58,693.40)</u>	<u>(58,600.00)</u>	<u>(58,600.00)</u>	<u>(58,625.53)</u>	<u>(58,600.00)</u>	<u>(58,600.00)</u>	<u>0.00</u>	<u>0.00%</u>

NOTE: One or more accounts may not be printed due to Account Table restrictions.

Date Prepared: 11/19/2014 03:15 PM

Report Date: 11/19/2014

Account Table: MB EXPENSE

Alt. Sort Table:

TOWN OF YORKTOWN

Budget Preparation Report

BUD4011 1.0

Page 1 of 1

Prepared By: SANDY

Fiscal Year: 2015 Period From: 1 To: 12

Account	Description	2012	2013	Original	Adjusted	2014	2015	2015	2015	Variance To
		Actual	Actual	2014 Budget	2014 Budget	Actual Per 1-12	TENTATIVE Stage	PRELIMINA Stage	FINAL Stage	PRELIMINA Stage
Dept 7180	BEACH & POOL FACILITIES									
MB.7180.0110	TEMP HELP	14,544.63	23,035.76	24,000.00	24,000.00	16,732.25	24,000.00	24,000.00	0.00	0.00%
MB.7180.0401	SUPPLIES	192.73	479.46	1,500.00	1,500.00	555.17	1,500.00	1,500.00	0.00	0.00%
MB.7180.0402	DEPT SUPPLIES	470.24	0.00	0.00	0.00	0.00	0.00	0.00	0.00	0.00%
MB.7180.0406	TELECOMMUNICATIONS	397.49	363.76	500.00	500.00	229.96	500.00	500.00	0.00	0.00%
MB.7180.0407	ELECTRIC	3,125.16	882.94	1,500.00	1,443.00	2,452.41	1,500.00	1,500.00	0.00	0.00%
MB.7180.0412	POSTAGE	250.00	118.00	350.00	350.00	171.50	350.00	350.00	0.00	0.00%
MB.7180.0416	MAINT AND REPAIR	4,189.14	9,762.66	15,000.00	14,772.00	6,682.68	15,000.00	15,000.00	0.00	0.00%
MB.7180.0423	TRAINING	0.00	0.00	0.00	285.00	285.00	0.00	0.00	0.00	0.00%
MB.7180.0447	COMMUNITY RECREATION	2,630.00	2,401.42	3,000.00	3,000.00	2,238.14	3,000.00	3,000.00	0.00	0.00%
MB.7180.0450	WATER PURCHASE	73.40	49.12	200.00	200.00	25.00	200.00	200.00	0.00	0.00%
MB.7180.0467	INSURANCE	3,545.06	0.00	4,000.00	4,000.00	3,293.00	4,000.00	4,000.00	0.00	0.00%
MB.7180.0497	TAXES	931.65	831.36	1,500.00	1,500.00	825.11	1,500.00	1,500.00	0.00	0.00%
MB.7180.0498	TAX REFUNDS	47.94	0.00	0.00	0.00	0.00	0.00	0.00	0.00	0.00%
Total Dept 7180	BEACH & POOL FACILITIES	30,397.44	37,924.48	51,550.00	51,550.00	33,490.22	51,550.00	51,550.00	0.00	0.00%
Dept 9000	EMPLOYEE BENEFITS									
MB.9000.0800	FICA/MEDICARE	1,112.69	1,762.27	1,900.00	1,900.00	1,280.05	1,900.00	1,900.00	0.00	0.00%
MB.9000.0801	MTA TAX	49.45	78.34	150.00	150.00	56.91	150.00	150.00	0.00	0.00%
Total Dept 9000	EMPLOYEE BENEFITS	1,162.14	1,840.61	2,050.00	2,050.00	1,336.96	2,050.00	2,050.00	0.00	0.00%
Dept 9901	TRANSFERS TO OTHER FUNDS									
MB.9901.0903	TRANSFER TO GENERAL FUND	5,177.00	5,177.00	5,000.00	5,000.00	5,000.00	5,000.00	5,000.00	0.00	0.00%
Total Dept 9901	TRANSFERS TO OTHER FUNDS	5,177.00	5,177.00	5,000.00	5,000.00	5,000.00	5,000.00	5,000.00	0.00	0.00%
Grand Total		36,736.58	44,942.09	58,600.00	58,600.00	39,827.18	58,600.00	58,600.00	0.00	0.00%

NOTE: One or more accounts may not be printed due to Account Table restrictions.

Date Prepared: 11/19/2014 03:15 PM

Report Date: 11/19/2014

Account Table: MH REVENUE

Alt. Sort Table:

TOWN OF YORKTOWN

Budget Preparation Report

BUD4011 1.0

Page 1 of 1

Prepared By: SANDY

Fiscal Year: 2015 Period From: 1 To: 12

Account	Description	2012	2013	Original	Adjusted	2014	2015	2015	2015	Variance To
		Actual	Actual	2014 Budget	2014 Budget	Actual Per 1-12	TENTATIVE Stage	PRELIMINA Stage	FINAL Stage	PRELIMINA Stage
Dept 0000	.									
MH.0000.1001	TAXES	30,959.00	30,959.00	31,000.00	31,000.00	31,000.00	31,840.00	31,840.00	0.00	2.71%
MH.0000.2401	INTEREST EARNINGS	63.04	66.09	0.00	0.00	79.56	0.00	0.00	0.00	0.00%
MH.0000.2701	REFUND OF PRIOR YEARS EXPENDIT	0.00	50.00	0.00	0.00	0.00	0.00	0.00	0.00	0.00%
Total Dept 0000	.	(31,022.04)	(31,075.09)	(31,000.00)	(31,000.00)	(31,079.56)	(31,840.00)	(31,840.00)	0.00	2.71%
Grand Total		(31,022.04)	(31,075.09)	(31,000.00)	(31,000.00)	(31,079.56)	(31,840.00)	(31,840.00)	0.00	2.71%

NOTE: One or more accounts may not be printed due to Account Table restrictions.

TOWN OF YORKTOWN

Budget Preparation Report

Fiscal Year: 2015 Period From: 1 To: 12

Account	Description	2012	2013	Original	Adjusted	2014	2015	2015	2015	Variance To
		Actual	Actual	2014 Budget	2014 Budget	Actual Per 1-12	TENTATIVE Stage	PRELIMINA Stage	FINAL Stage	PRELIMINA Stage
Dept 7180	BEACH & POOL FACILITIES									
MH.7180.0110	TEMP HELP	6,520.50	5,534.88	10,000.00	10,000.00	5,049.60	9,700.00	9,700.00	0.00	-3.00%
MH.7180.0401	BEACH SUPPLIES	0.00	616.13	700.00	547.65	99.95	500.00	500.00	0.00	-28.57%
MH.7180.0406	TELECOMMUNICATIONS	426.21	395.06	500.00	500.00	185.36	400.00	400.00	0.00	-20.00%
MH.7180.0407	ELECTRIC	76.10	64.20	200.00	200.00	75.06	200.00	200.00	0.00	0.00%
MH.7180.0411	PRINTING	0.00	0.00	100.00	100.00	0.00	100.00	100.00	0.00	0.00%
MH.7180.0412	POSTAGE	149.85	0.00	150.00	150.00	81.34	150.00	150.00	0.00	0.00%
MH.7180.0416	MAINT & REPAIR	7,781.13	2,380.80	4,000.00	3,886.00	3,256.22	4,000.00	4,000.00	0.00	0.00%
MH.7180.0430	SPECIAL EVENTS	174.19	147.44	300.00	400.00	311.15	400.00	400.00	0.00	33.33%
MH.7180.0450	WATER PURCHASE	127.78	2.42	250.00	250.00	21.62	250.00	250.00	0.00	0.00%
MH.7180.0467	INSURANCE	3,273.04	3,518.04	3,750.00	3,802.35	3,802.34	4,200.00	4,200.00	0.00	12.00%
MH.7180.0487	TAXES	7,025.50	7,115.94	7,250.00	7,250.00	7,207.58	8,000.00	8,000.00	0.00	10.34%
Total Dept 7180	BEACH & POOL FACILITIES	25,554.30	19,774.91	27,200.00	27,086.00	20,090.22	27,900.00	27,900.00	0.00	2.57%
Dept 9000	EMPLOYEE BENEFITS									
MH.9000.0800	FICA/MEDICARE	498.83	423.46	750.00	750.00	386.28	775.00	775.00	0.00	3.33%
MH.9000.0801	MTA TAX	22.19	18.83	50.00	50.00	17.17	50.00	50.00	0.00	0.00%
MH.9000.0821	TRAINING/TESTING	0.00	0.00	0.00	114.00	114.00	115.00	115.00	0.00	100.00%
Total Dept 9000	EMPLOYEE BENEFITS	521.02	442.29	800.00	914.00	517.45	940.00	940.00	0.00	17.50%
Dept 9901	TRANSFERS TO OTHER FUNDS									
MH.9901.0903	TRANSFER TO GENERAL FUND	3,384.00	3,384.00	3,000.00	3,000.00	3,000.00	3,000.00	3,000.00	0.00	0.00%
Total Dept 9901	TRANSFERS TO OTHER FUNDS	3,384.00	3,384.00	3,000.00	3,000.00	3,000.00	3,000.00	3,000.00	0.00	0.00%
Grand Total		29,459.32	23,601.20	31,000.00	31,000.00	23,607.67	31,840.00	31,840.00	0.00	2.71%

NOTE: One or more accounts may not be printed due to Account Table restrictions.

Date Prepared: 11/19/2014 03:19 PM

Report Date: 11/19/2014

Account Table: SC REVENUE

Alt. Sort Table:

TOWN OF YORKTOWN

Budget Preparation Report

BUD4011 1.0

Page 1 of 1

Prepared By: SANDY

Fiscal Year: 2015 Period From: 1 To: 12

Account	Description	2012	2013	Original	Adjusted	2014	2015	2015	2015	Variance To
		Actual	Actual	2014 Budget	2014 Budget	Actual Per 1-12	TENTATIVE Stage	PRELIMINA Stage	FINAL Stage	PRELIMINA Stage
Dept 0000										
SC.0000.1001	PROPERTY TAXES	69,057.00	68,837.00	70,300.00	70,300.00	70,300.00	71,665.00	71,665.00	0.00	1.94%
SC.0000.2401	INTEREST EARNINGS	435.15	402.68	325.00	325.00	379.25	325.00	325.00	0.00	0.00%
SC.0000.2401.0001	CAPITAL INTEREST..	26.84	0.00	0.00	0.00	0.00	0.00	0.00	0.00	0.00%
SC.0000.2690	RECOVERY FOR DAMAGES	0.00	12,491.47	0.00	0.00	0.00	0.00	0.00	0.00	0.00%
SC.0000.2701	REFUND OF PRIOR YEARS EXPENDIT	67.70	0.00	0.00	0.00	0.00	0.00	0.00	0.00	0.00%
Total Dept 0000		(69,586.69)	(81,731.15)	(70,625.00)	(70,625.00)	(70,679.25)	(71,990.00)	(71,990.00)	0.00	1.93%
Grand Total		(69,586.69)	(81,731.15)	(70,625.00)	(70,625.00)	(70,679.25)	(71,990.00)	(71,990.00)	0.00	1.93%

NOTE: One or more accounts may not be printed due to Account Table restrictions.

TOWN OF YORKTOWN

Budget Preparation Report

Fiscal Year: 2015 Period From: 1 To: 12

Account	Description	2012	2013	Original	Adjusted	2014	2015	2015	2015	Variance To
		Actual	Actual	2014 Budget	2014 Budget	Actual Per 1-12	TENTATIVE Stage	PRELIMINA Stage	FINAL Stage	PRELIMINA Stage
Dept 7180	BEACH & POOL FACILITIES									
SC.7180.0110	TEMP HELP	3,654.25	0.00	3,995.00	0.00	0.00	0.00	0.00	0.00	-100.00%
SC.7180.0401	OFFICE SUPPLIES	50.58	0.00	0.00	0.00	0.00	0.00	0.00	0.00	0.00%
SC.7180.0402	DEPT SUPPLIES	0.00	0.00	1,500.00	0.00	0.00	1,500.00	1,500.00	0.00	0.00%
SC.7180.0405	COMMUNITY EVENTS	237.18	0.00	450.00	900.00	0.00	450.00	450.00	0.00	0.00%
SC.7180.0406	TELECOMMUNICATIONS	426.18	365.48	450.00	450.00	179.18	420.00	420.00	0.00	-6.67%
SC.7180.0407	ELECTRICITY	1,350.20	1,966.01	1,400.00	1,400.00	929.02	1,500.00	1,500.00	0.00	7.14%
SC.7180.0411	PRINTING	0.00	0.00	200.00	300.00	0.00	200.00	200.00	0.00	0.00%
SC.7180.0412	POSTAGE	135.00	276.00	400.00	400.00	0.00	400.00	400.00	0.00	0.00%
SC.7180.0416	MAINTENANCE	13,217.04	6,725.00	6,000.00	18,750.89	9,110.00	10,000.00	10,000.00	0.00	66.67%
SC.7180.0441	PROFESSIONAL SERVICES	8,548.00	12,276.26	29,000.00	13,000.00	1,306.83	15,000.00	15,000.00	0.00	-48.28%
SC.7180.0444	FEES	275.00	275.00	275.00	0.00	0.00	0.00	0.00	0.00	-100.00%
SC.7180.0454	PROPERTY IMPROVEMENTS	10,008.60	1,137.00	2,000.00	11,500.00	9,950.18	22,500.00	22,500.00	0.00	1025.00%
SC.7180.0467	INSURANCE	3,100.43	0.00	3,800.00	5,361.00	5,361.00	6,000.00	6,000.00	0.00	57.89%
SC.7180.0477	WEED CONTROL	3,000.00	0.00	3,000.00	3,000.00	0.00	8,000.00	8,000.00	0.00	166.67%
SC.7180.0497	TAXES	106.20	118.51	215.00	138.11	138.11	215.00	215.00	0.00	0.00%
SC.7180.0498	TAX REFUNDS	34.84	0.00	0.00	0.00	0.00	0.00	0.00	0.00	0.00%
Total Dept 7180	BEACH & POOL FACILITIES	44,143.50	23,139.26	52,685.00	55,200.00	26,974.32	66,185.00	66,185.00	0.00	25.62%
Dept 9000	EMPLOYEE BENEFITS									
SC.9000.0800	FICA/MEDICARE	279.55	0.00	310.00	0.00	0.00	0.00	0.00	0.00	-100.00%
SC.9000.0801	MTA TAX	12.43	0.00	30.00	0.00	0.00	0.00	0.00	0.00	-100.00%
Total Dept 9000	EMPLOYEE BENEFITS	291.98	0.00	340.00	0.00	0.00	0.00	0.00	0.00	-100.00%
Dept 9730	BOND ANTICIPATION NOTES									
SC.9730.0610	BAN PRINCIPAL	40,000.00	40,000.00	12,000.00	12,000.00	0.00	0.00	0.00	0.00	-100.00%
SC.9730.0710	BAN INTEREST	1,119.28	561.60	350.00	350.00	0.00	0.00	0.00	0.00	-100.00%
Total Dept 9730	BOND ANTICIPATION NOTES	41,119.28	40,561.60	12,350.00	12,350.00	0.00	0.00	0.00	0.00	-100.00%
Dept 9901	TRANSFERS TO OTHER FUNDS									

Date Prepared: 11/19/2014 03:20 PM
 Report Date: 11/19/2014
 Account Table: SC EXPENSE
 Alt. Sort Table:

TOWN OF YORKTOWN Budget Preparation Report

BUD4011 1.0
 Page 2 of 2
 Prepared By: SANDY

Fiscal Year: 2015 Period From: 1 To: 12

Account	Description	2012 Actual	2013 Actual	Original 2014 Budget	Adjusted 2014 Budget	2014 Actual Per 1-12	2015 TENTATIVE Stage	2015 PRELIMINA Stage	2015 FINAL Stage	Variance To PRELIMINA Stage
Dept 9901	TRANSFERS TO OTHER FUNDS									
SC.9901.0903	TRANSFER TO GENERAL FUND	5,222.00	5,211.00	5,250.00	5,250.00	5,250.00	5,805.00	5,805.00	0.00	10.57%
Total Dept 9901	TRANSFERS TO OTHER FUNDS	5,222.00	5,211.00	5,250.00	5,250.00	5,250.00	5,805.00	5,805.00	0.00	10.57%
Grand Total		90,776.76	68,911.86	70,625.00	72,800.00	32,224.32	71,990.00	71,990.00	0.00	1.93%

NOTE: One or more accounts may not be printed due to Account Table restrictions.

Date Prepared: 11/19/2014 03:21 PM

Report Date: 11/19/2014

Account Table: SL REVENUE

Alt. Sort Table:

TOWN OF YORKTOWN

Budget Preparation Report

BUD4011 1.0

Page 1 of 1

Prepared By: SANDY

Fiscal Year: 2015 Period From: 1 To: 12

Account	Description	2012	2013	Original	Adjusted	2014	2015	2015	2015	Variance To
		Actual	Actual	2014 Budget	2014 Budget	Actual Per 1-12	TENTATIVE Stage	PRELIMINA Stage	FINAL Stage	PRELIMINA Stage
Dept 0000	.									
SL.0000.1001	TAXES	21,916.00	21,916.00	22,000.00	22,000.00	22,000.00	23,325.00	23,325.00	0.00	6.02%
SL.0000.2401	INTEREST EARNINGS	145.09	157.67	0.00	0.00	189.20	125.00	125.00	0.00	100.00%
Total Dept 0000	.	(22,061.09)	(22,073.67)	(22,000.00)	(22,000.00)	(22,189.20)	(23,450.00)	(23,450.00)	0.00	6.59%
Grand Total		(22,061.09)	(22,073.67)	(22,000.00)	(22,000.00)	(22,189.20)	(23,450.00)	(23,450.00)	0.00	6.59%

NOTE: One or more accounts may not be printed due to Account Table restrictions.

Date Prepared: 11/19/2014 03:21 PM

Report Date: 11/19/2014

Account Table: SL EXP

Alt. Sort Table:

TOWN OF YORKTOWN Budget Preparation Report

BUD4011 1.0

Page 1 of 1

Prepared By: SANDY

Fiscal Year: 2015 Period From: 1 To: 12

Account	Description	2012	2013	Original	Adjusted	2014	2015	2015	2015	Variance To
		Actual	Actual	2014 Budget	2014 Budget	Actual Per 1-12	TENTATIVE Stage	PRELIMINA Stage	FINAL Stage	PRELIMINA Stage
Dept 7180	BEACH & POOL FACILITIES									
SL.7180.0110	TEMP HELP	7,016.00	0.00	12,000.00	12,000.00	0.00	10,000.00	10,000.00	0.00	-16.67%
SL.7180.0401	SUPPLIES	0.00	0.00	100.00	100.00	0.00	500.00	500.00	0.00	400.00%
SL.7180.0406	TELECOMMUNICATIONS	427.80	370.82	450.00	450.00	166.90	450.00	450.00	0.00	0.00%
SL.7180.0407	ELECTRICITY	0.00	0.00	500.00	500.00	0.00	500.00	500.00	0.00	0.00%
SL.7180.0412	POSTAGE	0.00	0.00	0.00	0.00	0.00	300.00	300.00	0.00	100.00%
SL.7180.0416	MAINT AND REPAIR	821.77	275.00	2,000.00	2,000.00	953.00	4,000.00	4,000.00	0.00	100.00%
SL.7180.0430	PROGRAM EXPENSE	0.00	0.00	0.00	0.00	245.11	750.00	750.00	0.00	100.00%
SL.7180.0450	WATER PURCHASE	69.46	0.00	50.00	50.00	25.11	50.00	50.00	0.00	0.00%
SL.7180.0467	INSURANCE	2,900.00	0.00	3,000.00	3,000.00	2,000.00	3,000.00	3,000.00	0.00	0.00%
SL.7180.0498	TAX REFUNDS	0.00	22.63	0.00	0.00	0.00	0.00	0.00	0.00	0.00%
Total Dept 7180	BEACH & POOL FACILITIES	11,235.03	668.45	18,100.00	18,100.00	3,390.12	19,550.00	19,550.00	0.00	8.01%
Dept 9000	EMPLOYEE BENEFITS									
SL.9000.0800	FICA/MEDICARE	536.74	0.00	750.00	750.00	0.00	750.00	750.00	0.00	0.00%
SL.9000.0801	MTA TAX	23.86	0.00	150.00	150.00	0.00	150.00	150.00	0.00	0.00%
Total Dept 9000	EMPLOYEE BENEFITS	560.60	0.00	900.00	900.00	0.00	900.00	900.00	0.00	0.00%
Dept 9901	TRANSFERS TO OTHER FUNDS									
SL.9901.0903	TRANSFER TO GENERAL FUND	3,148.00	3,148.00	3,000.00	3,000.00	3,000.00	3,000.00	3,000.00	0.00	0.00%
Total Dept 9901	TRANSFERS TO OTHER FUNDS	3,148.00	3,148.00	3,000.00	3,000.00	3,000.00	3,000.00	3,000.00	0.00	0.00%
Grand Total		14,943.63	3,816.45	22,000.00	22,000.00	6,390.12	23,450.00	23,450.00	0.00	6.59%

NOTE: One or more accounts may not be printed due to Account Table restrictions.

EMPLOYEE SALARY INFORMATION

The following is a listing by department of all employees and their salaries for the past year, current year and budgeted year. Part Time employees have also been included in this listing.

With the exception of the department heads, part time employees and police officers, all employees are part of the Civil Service Employees' Association and are paid according to the bargaining agreement's salary schedules that reflect job titles in increments of five annual steps.

The Police Benevolent Association bargaining unit represents the police officers, detectives and sergeants. The lieutenants are represented by the Superior Officers bargaining unit.

Salaries are reflected in accordance with the applicable agreement.



Full Time Positions Budgeted						
Department	2013	2013-2014 Changes	2014	2014-2015 Changes	2015	Explanation
Assessor	3		3		3	
Building Department	8		8		8	
Central Garage	3		3		3	
Engineering	4		4		4	
Finance	6	-1	5	1	6	+Deputy Comptroller
Highway	31		31		31	
Library	16		16		16	
Nutrition	8		8		8	
Parks	12		12		12	
Recreation	5		5		5	
Planning	4		4		4	
Police (Civilians)	9		9		9	
Police (Uniformed)	55	1	56		56	
Refuse & Recycling	12		12		12	
Section 8 Housing	1		1		1	
Sewer	10		10		10	
Supervisor	5		5	-1	4	-Receptionist
Tax Office	2		2		2	
Town Attorney	3		3	-1	2	-Junior Attorney
Town Board	4		4		4	
Town Buildings	6		6		6	
Town Clerk	4		4		4	
Town Court	7		7		7	
Water District	19	1	20	-1	19	-Water Maint Worker
Totals	237	1	238	-2	236	

Department	Name	Grade	Sch	Step	Stipend	Ann Hours	2015 Salary	2014 Salary	2013 Salary	Hire Date	Longevity
ASSESSOR											
Assessor	Kim Penner					1,827	98,253	96,563	93,500	03/20/00	900
Real Prop. Appraiser	Cheryl Kastuk	XII	A1	3		1,827	66,808	62,838	58,963	02/11/13	
Sr. Account Clerk	Liz Proctor	XI	A	5		1,696.5	64,038	62,937	61,854	11/24/86	1,400
BUILDING											
Building Inspector	John Winter					1,827	107,069	105,228	101,890	07/18/11	
Asst. Building Inspector	Bradley Goodman	XVI	A1	5		1,827	87,619	86,112	83,380	12/24/01	900
Asst. Building Inspector	Joseph Venitucci	XVI	A1	5		1,827	87,619	86,112	84,631	02/19/08	
Asst. Building Inspector	Glen Sneyd	XVI	A1	5		1,827	87,619	86,112	84,631	07/24/89	1,400
Office Asst Automated	Diane Schiavone	VIII	A1	5		1,827	64,508	63,399	57,323	09/22/03	800
Office Asst Automated	Sophie James	VIII	A1	5		1,827	59,348	58,327	57,323	03/05/04	800
Fire Inspector	Edward Kolisz	XIII	A1	5		1,827	75,429	74,132	70,073	08/09/10	
Code Enforcement	Jason Zeif	VIII	A1	5		1,827	59,348	55,576	44,849	03/26/12	
CENTRAL GARAGE											
Sr. Auto Mechanic	Peter Legler	XIII	A	5	900	1,957.5	70,043	68,838	67,654	09/20/93	1,400
Lead Maint.Mechanic	Donald Gaffney	XV	A	5	900	1,957.5	78,040	76,698	75,375	08/29/88	1,400
Auto Mechanic	John W. Winter	XII	A	4	900	1,957.5	64,684	60,970	57,346	08/27/12	
CONSERVATION BD											
Int. Clerk PT	Kim Hughes					780	12,000	11,700		03/27/14	
ENGINEERING											
Sewer Inspector	Julio Sista	XIII	A1	5		1,827	75,429	74,132	72,857	02/19/80	1,400
Prin.Eng.Tech	Michael Mill	XV	A1	5		1,827	84,043	82,598	81,178	03/06/89	1,400
Senior Account Clerk	Dawn Irving	XI	A1	5		1,827	68,964	67,778	66,612	03/20/00	900
Sen Off Asst Auto Sys	Louise Kobiliak	X	A1	5		1,827	64,508	63,399	62,309	04/06/94	1,400
FINANCE											
Comptroller	Patricia Caporale					1,827	100,618	98,887	92,750	02/17/04	800
Deputy Comptroller		XIV	A1	1		1,827	67,163				
Payroll Clerk	Donna Andrews	XI	A1	5		1,827	68,964	67,778	66,612	05/13/76	1,400
Sr. Acct. Clerk	Sandra Serrano	XI	A1	5	9,524	1,827	68,964	67,778	66,612	03/17/08	
Junior Accountant	Elizabeth Tracy	XIII	A1	5		1,827	75,429	74,132	72,857	7/19/99	1,100
Intermediate Clerk	Donna Polito	III	A1	5		1,305	34,404	33,812	33,229	07/01/03	

Department	Name	Grade	Sch.	Step	Stipend	Ann Hours	2015 Salary	2014 Salary	2013 Salary	Hire Date	Longevity
FINANCE (con't)											
Int Clerk PT	Marianne Bischoff					835.2	21,193	21,193	21,193.0	09/09/03	
HIGHWAY											
Superintendent	David Paganelli					1,827	110,777	107,000		01/01/12	
Secretary	Anne Anderson					1,827	76,903	75,580	73,182	04/01/94	900
Dpty. Super. / R.M.Form.	Paul Hollopeter	XVII	A	5		1,957.5	85,668	84,195	82,747	12/13/93	1,400
Lead Maint.Mechanic	Charles Vilarino	XV	A	5	900	1,957.5	78,040	76,698	75,379	06/06/01	900
Road Maint Foreman	Frederick Gauthier	XIV	A	5		1,957.5	73,036	71,780	70,546	03/05/73	1,400
Road Maint Foreman	Ted Devlin	XIV	A	5		1,957.5	73,036	71,780	70,546	07/08/02	900
Road Maint Foreman	Raymond Granata	XIV	A	5		1,957.5	73,036	71,780	70,546	07/06/81	1,400
Road Maint Foreman	Paul Shields	XIV	A	5		1,957.5	73,036	71,780	70,546	09/12/83	1,400
Tree Trimmer Foreman	Bradley Sheppard	XIV	A	5		1,957.5	73,036	71,780	70,546	11/30/98	1,100
HMEO/Maint.Mech.	John Calcutti	XIII	A	5		1,957.5	70,043	68,838	67,654	07/20/81	1,400
HMEO/Maint.Mech.	David Nikisher	XIII	A	5		1,957.5	70,043	68,838	67,654	07/15/96	1,400
Senior Auto Mechanic	Daniel Moran	XIII	A	5	400	1,957.5	70,043	68,838	67,654	10/19/98	1,100
Senior Auto Mechanic	Philip Klein	XIII	A	5		1,957.5	70,043	68,838	67,654	12/05/05	800
Senior Auto Mechanic	Antonio Cambareri	XIII	A	5	900	1,957.5	70,043	68,838	67,654	09/17/07	
Heavy M.E.O.	Jeffrey Bischoff	XII	A	5		1,957.5	67,364	66,205	65,067	04/07/86	1,400
M.E.O.	Keith DeVito	X	A	4		1,957.5	57,191	53,597	50,103	6/4/2012	
Heavy M.E.O.	Robert Ireland	XII	A	5		1,957.5	67,364	66,205	65,067	11/28/83	1,400
Heavy M.E.O.	Thomas McNulty	XII	A	5		1,957.5	67,364	66,205	65,067	08/02/89	1,400
Heavy M.E.O.	Scott Mills	XII	A	5		1,957.5	67,364	66,205	65,067	03/25/93	1,100
Heavy M.E.O.	Michael Grasso	XII	A	2		1,957.5	59,371	55,710	54,753		
Heavy M.E.O.	Joseph Muir	XII	A	5		1,957.5	67,364	66,205	65,067	02/20/79	1,400
Heavy M.E.O.	Joseph Pagliaro	XII	A	5		1,957.5	67,364	66,205	65,067	04/07/86	1,400
Heavy M.E.O. Compost	Peter Reyes	XII	A	5		1,957.5	67,364	66,205	65,067	06/18/79	1,400
MEO/Stock Clerk	Patricia Cole	XI	A	5		1,957.5	64,037	62,936	59,076	03/10/86	1,400
M.E.O.	Adam Cerrato	X	A	5		1,957.5	59,902	58,872	57,589	07/30/07	
M.E.O.	Donald Curry	X	A	5		1,957.5	59,902	58,872	57,589	09/08/86	1,400

Department	Name	Grade	Sch.	Step	Stipend	Ann Hours	2015 Salary	2014 Salary	2013 Salary	Hire Date	Longevity
HIGHWAY (con't)											
M.E.O.	Joseph Dell'Olio	X	A	5		1,957.5	59,902	56,207	52,674	04/14/10	
M.E.O.	J. John Michaud	X	A	5		1,957.5	59,902	58,872	57,589	01/24/06	
M.E.O.	Paul Colarusso	X	A	2		1,957.5	51,872	48,371	47,540	11/19/12	
M.E.O.	Paul Weisch	X	A	5		1,957.5	59,902	58,872	57,589	03/30/87	1,400
Laborer	Andrew Alimonti	V	A	5		1,957.5	49,939	49,080	48,236	01/04/82	1,400
LIBRARY											
Director	Patricia Barresi					1,827	106,992	105,152	101,816	07/18/94	1,400
Librarian II	Maureen Davis	XIV	A	5		1,827	73,036	71,780	70,546	02/18/92	1,100
Librarian II	Patricia Hallinan	XIV	A	5		1,827	73,036	71,780	70,546	10/21/85	1,400
Librarian II	Maureen Connelly	XIV	A	4		1,827	70,361	66,522	61,854	10/15/01	900
Librarian II	Kathleen Scanlon	XIV	A	5		1,827	73,036	71,780	67,961	07/03/06	
Librarian II	Reva Queler	XIV	A	5		1,827	73,036	71,780	70,546	04/01/96	1,100
Librarian I	Irena Goss	XI	A	5		1,827	64,037	62,936	61,854	03/31/03	800
Librarian I Child Serv.	Caroline McKinley	XI	A	3		1,827	58,692	55,054	61,854	06/03/13	
Librarian I	Sharon Kullberg	XI	A	2		1,827	56,018	52,446		07/07/14	
Staff Assistant	Christine Julian	X	A	2		1,827	51,872	48,371		08/11/14	
Senior Library Clerk	Margaret Groccia	VIII	A	4		1,827	52,510	49,080	45,697	02/13/12	
Senior Library Clerk	Maria Stolfi	VIII	A	5		1,827	55,109	54,161	53,230	04/21/97	1,100
Senior Library Clerk	Shirley McCord	VIII	A	5		1,827	55,109	54,161	53,230	04/14/98	800
Library Clerk	Margaret O'Reilly	IV	A	5		1,827	47,311	46,497	45,697	05/18/98	1,100
Library Clerk	Deborah Sarno	IV	A	5		1,827	47,311	46,497	45,697	08/21/06	
Caretaker	Thomas Gallelo	XI	A	3		1,957.5	58,692	55,054	47,523	02/13/95	1,400
Lib Clerk PT	Lisa Adamski					835.2	11,476	11,476	11,476		
Lib Clerk PT	Yvonne Braun					835.2	11,476	11,476	11,476		
Lib Clerk PT	Patricia Martinez					835.2	11,476	11,476	11,476		
Lib Clerk PT	Cathleen McKenna					835.2	11,476	11,476	11,476		
Lib Clerk PT	Joyce Macher					835.2	11,476	11,476	11,476		
Lib Clerk PT	Cora Zimmerman					835.2	11,476	11,476	11,476		
Various PT positions						7,830	125,000	97,405	97,405		

Department	Name	Grade	Sch	Step	Stipend	Ann Hours	2015 Salary	2014 Salary	2013 Salary	Hire Date	Longevity
NUTRITION											
Site Manager	Mary DeSilva					1,827	71,457	70,228	68,000	09/05/84	1,400
Food Service/Chauffer	Terence DeVeau	II	A	5		1,696.5	34,834	34,235	33,647	02/13/97	1,100
Chauffeur	Mark Bistro	II	A	5		1,566	32,155	31,602	31,059	05/02/07	
Assistant Cook	LeArtis El	III	A	2		1,696.5	32,597	30,095	29,586	10/16/13	
Chauffeur	David Humphrey	II	A	3		1,696.5	30,919	28,416	26,043	03/18/13	
Chauffer	Salvador Rivera	II	A	5		1,566	32,155	31,602	31,059	06/04/02	900
Cook	Kim Lopez	IV	A	5		1,696.5	40,997	40,292	39,604	08/15/88	1,400
Int. Clerk	Noreen O'Driscoll	III	A1	5		1,566	41,285	40,575	37,569	04/05/10	
Food Service Helper PT	Cynthia Strang					835.2	9,415	9,415	9,415	06/20/05	
Chauffeur PT	Joseph Sorrentino					835.2	12,570	12,570	12,570	02/28/05	
PARKS											
Park Foreman	Barry Gelbman	XV	A	5		1,957.5	78,040	76,698	75,379	07/03/95	1,400
Asst Park Foreman	Dominic Monopoli	XIII	A	5		1,957.5	70,043	68,838	67,654	08/05/96	1,400
Maint. Mechanic	Stephen Mellilo	XII	A	5		1,957.5	67,364	66,205	65,067	09/10/07	
Maint. Mech. Repair	Guido Parks	XI	A	5		1,957.5	64,037	62,936	61,854	09/10/07	
Tree Trimmer/M.E.O.	Vincent Haight	XI	A	5		1,957.5	64,037	62,936	61,854	10/06/03	800
H.M.E.O.	Michael Hoek	XII	A	5		1,957.5	67,364	66,205	65,067	03/06/89	1,400
Maint. Worker Pool	Andrew Cerrato	XI	A	4		1,957.5	61,162	57,683	54,108	04/14/03	800
Maint. Worker Pool	Alfred Pisano	XI	A	5		1,957.5	64,037	62,936	61,854	04/03/06	
Park Groundskeeper	Eric Hollberg	X	A	5		1,957.5	59,902	58,872	57,589	03/29/99	1,100
Park Groundskeeper	Richard Williams	X	A	5		1,957.5	59,902	58,872	57,589	01/24/00	900
Laborer	Peter Goldberg	V	A	3		1,957.5	45,365	42,374	39,449	03/06/13	
Laborer	Scott Ferreira	V	A	3		1,957.5	45,365	42,374	39,449	03/26/13	
PLANNING											
Director	John Tegeder					1,827	107,185	105,342	102,000	11/03/97	1,100
Planner	Robyn Steinberg	XVII	A1	5	5,000	1,827	92,260	90,673	87,245	08/05/02	900
Asst Planner-Research						1,827	68,964	67,778	65,628		
Sr.Off.Asst.AutoSys.	Nancy Milanese	X	A1	5		1,827	64,508	63,399	61,388	07/01/96	1,400

Department	Name	Grade	Sch	Step	Stipend	Ann Hours	2015 Salary	2014 Salary	2013 Salary	Hire Date	Longevity
POLICE (civilian)											
Dispatcher	Beth Sherwood	XI	A	5		1,957.5	64,038	60,110	56,591	06/07/11	
Dispatcher	Jane Gullery	XI	A	5		1,957.5	64,037	62,936	64,854	07/10/95	1,400
Dispatcher	Rose Vanca	XI	A	5		1,957.5	64,037	62,936	61,854	06/19/89	1,400
Office Asst Auto Sys	Michelle Diaco	VIII	A1	2		1,827	50,950	47,345	46,531	11/20/13	
Office Asst Auto Sys	Judith Garretto	VIII	A1	5		1,827	59,348	58,327	57,323	06/12/06	
Office Asst Auto Sys	Eileen Spadafino	VIII	A1	5		1,827	59,348	58,327	57,323	07/02/01	900
Comm.Serv./AnimalWard.	James Waterhouse	VIII	A1	5		1,827	59,348	58,327	57,323	12/18/01	900
Maint. Worker Repair	Michael Androsko	XI	A	5		1,957.5	64,037	62,936	61,854	12/30/80	1,400
Cleaner	Cheryl Alimonti	IV	A	5		1,957.5	47,311	46,497	45,697	03/10/97	1,100
POLICE (Uniform)											
Chief	Daniel McMahon					2,088	135,226	135,226	135,226	06/03/81	8,575
Lieutenant #1	Richard Malan					2,088	130,285	130,285	130,090	09/03/73	7,575
Lieutenant #2	Robert Noble					2,088	130,285	130,285	130,090	04/06/94	5,575
Lieutenant #3	Kevin Soravilla					2,088	130,285	130,285	130,090	01/18/80	7,575
Sergeant #1	Delulio, John					2,088	113,440	113,440	110,673	07/04/90	2,175
Sergeant #2	Fister, Gary					2,088	113,440	113,440	110,673	01/03/89	2,175
Sergeant #3	Gentner, Thomas					2,088	113,440	113,440	110,673	01/15/81	2,175
Sergeant #4	Graham, James				7,300	2,088	113,440	113,440	110,673	06/30/92	2,175
Sergeant #5	LaPlaca, Julianne					2,088	113,440	113,440	110,673	08/21/96	1,925
Sergeant #6	LaPlaca, John					2,088	113,440	113,440	110,673	09/05/94	1,925
Sergeant #7	Scatola, Craig					2,088	113,440	113,440	110,673	08/02/04	900
Sergeant #8	Zaicek, Michael					2,088	113,440	113,440	110,673	11/06/86	2,175
Detective #1	Davis, George					2,088	109,496	109,496	106,826	09/12/78	2,175
Detective #2	Lewis, Sean					2,088	109,496	109,496	106,826	11/06/86	2,175
Detective #3	Perrotto, Patsy					2,088	109,496	109,496	106,826	07/03/84	2,175
Detective #4	Shanahan, Brian					2,088	109,496	109,496	106,826	08/07/01	1,275
Detective #5	Tausz, Timothy					2,088	109,496	109,496	106,826	10/19/81	2,175
Detective #6 DARE	Finn, Richard					2,088	109,496	109,496	106,826	05/19/99	1,525

Department	Name	Grade	Sch	Step	Stipend	Ann Hours	2015 Salary	2014 Salary	2013 Salary	Hire Date	Longevity
POLICE (Uniform) (con't)											
Police Officer	Beyrer, Thomas					2,088	66,224	50,804		01/06/14	0
Police Officer	Caprio, Michael					2,088	77,031	66,224	49,565	09/19/13	0
Police Officer	Clemente, George					2,088	98,640	98,640	96,234	03/07/83	2,175
Police Officer	Dillon, Paul					2,088	98,640	98,640	96,234	08/19/03	1,275
Police Officer	DiPetrantonio, Anthony					2,088	98,640	98,640	96,234	08/01/08	550
Police Officer	Doerr, Robert	SRO Yorktown HS				2,088	98,640	98,640	96,234	08/19/03	1,275
Police Officer	Echeverria, Michael					2,088	98,640	98,640	96,234	08/26/91	1,975
Police Officer	Eidelman, Larry				1,200	2,088	98,640	98,640	96,234	01/25/96	1,975
Police Officer	Foley, Justin				2,000	2,088	98,640	98,640	96,234	10/15/02	1,525
Police Officer	Fortunato, Keith					2,088	66,224	50,804		03/24/14	0
Police Officer	Garcia, Angel	SRO Copper Beech MS				2,088	98,640	98,640	96,234	08/01/08	550
Police Officer	Gordineer, William					2,088	98,640	98,640	96,234	04/05/89	2,175
Police Officer	Grieve, Paul					2,088	98,640	98,640	96,234	07/27/07	1,525
Police Officer	Hassett, John					2,088	98,640	98,640	96,234	11/20/89	2,175
Police Officer	Iacona, Matthew					2,088	98,640	98,640	96,234	01/04/08	550
Police Officer	Kaen, Daniel					2,088	87,869	77,031		03/26/12	0
Police Officer	Kahn, Michael					2,088	98,640	98,640	96,234	08/04/04	1,525
Police Officer	Kolkmann, Timothy					2,088	98,640	98,640	96,234	01/04/08	550
Police Officer	Madaus, Michael					2,088	98,640	98,640	96,234	7//28/06	550
Police Officer	Mundy, Brian	SRO Strang MS				2,088	98,640	98,640	96,234	06/07/06	900
Police Officer	Nadoraski, Tommy					2,088	98,640	98,640	96,234	01/24/06	2,175
Police Officer	Nicholson, Brian					2,088	98,640	98,640	96,234	07/27/07	550
Police Officer	Noone, Ryan					2,088	98,640	98,640	96,234	01/04/08	550
Police Officer	O'Rourke, Christopher					2,088	98,640	98,640	96,234	06/03/03	1,975
Police Officer	Paniccia, Lawrence	SRO Lakeland HS				2,088	98,640	98,640	96,234	05/17/05	1,525
Police Officer	Pavletich, Robert					2,088	98,640	98,640	96,234	02/07/07	900
Police Officer	Payne, Jason					2,088	77,031	66,224	49,565	08/19/13	0
Police Officer	Peters, Donald					2,088	98,640	98,640	96,234	08/07/01	1,275

Department	Name	Grade	Sch	Step	Stipend	Ann Hours	2015 Salary	2014 Salary	2013 Salary	Hire Date	Longevity
POLICE (Uniform) (con't)											
Police Officer	Pietraniello, Michael					2,088	98,640	98,640	96,234	03/22/00	1,975
Police Officer	Racioppo, Matthew					2,088	87,869	77,031	64,608	03/26/12	0
Police Officer	Raczynsky, Lauren					2,088	98,640	87,869	75,152	08/01/11	
Police Officer	Rapisarda, Mark					2,088	98,640	98,640	96,234	04/05/05	1,525
Police Officer	Sage, Scott					2,088	98,640	98,640	96,234	01/25/96	1,925
Police Officer	Sansone, Samuel					2,088	98,640	98,640	96,234	06/07/06	900
Police Officer	Sgroi, Kenneth					2,088	98,640	98,640	96,234	3/16/09	550
Police Officer	Swart, Jason					2,088	98,640	98,640	96,234	06/18/02	1,275
Police Officer	Tillstrand, Michael					2,088	66,224	50,804		10/29/14	550
Police Officer	Woodard, Michael					2,088	77,031	50,804		05/07/14	
*Other Pay consists of clothing allowance, college incentive pay, holiday pay, vacation sell back, sick sell back, and sick reward bonus.											
RECREATION											
Superintendent	Brian Gray					1,827	93,525	91,916	89,000	06/25/07	
Asst. Superintendent	Todd Orłowski					1,827	89,776	88,232	85,433	08/11/03	800
Recreation Supervisor	Erin Riedel					1,827	81,400	80,000	74,228	05/07/12	
Senior Office Asst-Rec	Jessica Bambach	X	A1	5		1,827	64,508	63,399	62,309	04/24/89	1,400
Office Asst.AutoSystem	Anita Hecker	VIII	A1	5		1,827	59,348	58,327	57,323	01/29/01	900
Rec Ass't PT	Lesley Bendusi					835.2	14,411	14,411	14,411	06/26/01	
REFUSE & RECYCLING											
Sr.Off.Asst. AutoSys.	Kim Angliss-Gage	X	A1	5	21,745	1,827	64,508	63,399	62,309	05/18/90	1,100
Int. Clerk	Martin Scatola	III	A1	5		1,827	48,163	47,335	46,520	04/19/04	800
Lead Maint.Mech.	Kevin Alimonti	XV	A	5		1,957.5	78,040	76,698	75,379	02/19/86	1,400
Maint.MechSanitation	Michael Samuels	XIII	A	5		1,957.5	70,043	68,838	67,654	08/17/98	1,100
Sr. Auto Mechanic	David Doherty	XIII	A	5	900	1,957.5	70,043	68,838	67,654	11/20/00	900
M.E.O.	Jeffrey Rosenstrach	X	A	5		1,957.5	59,902	58,872	57,859	08/22/88	1,400
M.E.O.	Vincent Ambrosino	X	A	5		1,957.5	59,902	58,872	57,859	07/01/96	1,400
M.E.O.	Andrew Heady	X	A	5		1,957.5	59,902	58,872	57,859	07/12/00	900
M.E.O.	Scott Baldwin	X	A	5		1,957.5	59,902	58,872	57,859	01/21/97	1,100

Department	Name	Grade	Sch	Step	Stipend	Ann Hours	2015 Salary	2014 Salary	2013 Salary	Hire Date	Longevity
REFUSE & RECYCLING (con't)											
Laborer	Douglas Paget	V	A	5		1,957.5	49,939	49,080	48,236	06/30/03	800
Laborer	Richard Weber	V	A	3		1,957.5	45,365	42,374	39,449	07/08/13	
Laborer	Michael Hoy	V	A	3		1,957.5	45,365	42,374	39,449	03/11/13	
SECTION 8 HOUSING											
Director	Karren Perez					1,827	82,260	80,845	78,280	12/06/10	
Int Clerk PT						835.2					
SEWER											
Asst. S.T.P. Supt.	Edward Mahoney	XVI	A	5		1,957.5	81,361	79,962	78,586	09/01/86	1,400
Heavy MEO	Anthony Cuccovia	XII	A	5		1,957.5	67,364	66,205	65,067	05/16/88	1,400
Maint Worker Mech	Martin McGannon	XII	A	5		1,957.5	67,364	66,205	65,067	03/23/87	1,400
Maint Worker Mech	Franklin O'Connor	XII	A	5		1,957.5	67,364	66,205	65,067	06/15/98	1,100
Maint Worker Mech	William Nehmzow	XII	A	5		1,957.5	67,364	66,205	65,067	04/30/07	
Maint Worker Mech	Michael Carducci	XII	A	5		1,957.5	67,364	66,205	65,067	03/06/89	1,400
SewerMnt.Worker	Richard Fiocco	X	A	5		1,957.5	59,902	58,872	57,859	12/25/95	1,400
SewerMnt.Worker	Charles Chase	X	A	5		1,957.5	59,902	58,872	57,859	9/16/03	800
SewerMnt.Worker	Kyle Gullitz	X	A	5		1,957.5	59,902	58,872	57,859	08/15/05	800
SewerMnt.Worker	Frank Rendina	X	A	4		1,957.5	57,191	53,597	48,236	07/07/08	
SUPERVISOR											
Supervisor	Michael Grace					1,827	121,328	115,458	11,458	01/01/12	
Confidential Secretary	Mary Capoccia					1,827	79,816	78,443	75,955	01/01/12	
Human Resource	Margaret Gspurning					1,827	91,959	90,377	87,510	10/01/08	
Secretary-Steno		XI	A1			1,827	57,469	65,628	65,628		
Receptionist						1,827		47,335	46,520		
TAX OFFICE											
Receiver of Taxes	Barbara Korsak					1,827	81,044	79,650	56,726	10/22/08	
Assessment/Tax Aide	Lori Rotunno	VI	A1	2		1,827	48,518	45,403		05/19/14	
Sr. Clerk PT	Nancy Callichia						28,000	20,800			

Department	Name	Grade	Sch	Step	Stipend	Ann Hours	2015 Salary	2014 Salary	2013 Salary	Hire Date	Longevity
TOWN ATTORNEY											
Town Attorney	Jeannette Koster					1,827	119,060	117,012	113,300	03/03/10	
Jr Attny								50,000			
Office Asst. Auto	Peggiann Thorp	VIII	A1	2		1,827	50,950	47,345		02/24/14	
TOWN BOARD											
Councilperson	Vishnu Patel					1,566	16,208	15,929	18,628	01/01/10	
Councilperson	Terrence Murphy					1,566	19,575	18,628	18,628	01/01/10	
Councilperson						1,566	19,575	18,628	18,628		
Councilperson						1,566	19,575	18,628	18,628		
TOWN BUILDINGS											
Lead Maint. Man Repair	Thomas Federmack	XV	A	5		1,957.5	78,040	76,698	75,379	02/27/81	1,400
Maint. Mech. Repair	Keith Kuttruf	XI	A	5		1,957.5	64,037	62,936	61,854	02/28/00	900
Maint Worker/Repair	Daniel Cruz	XI	A	5		1,957.5	64,037	62,936	61,854	07/01/02	900
Laborer	Kieran Carney	V	A	2		1,957.5	43,116	40,139		12/18/13	
Laborer	Steven Vitulli	V	A	5		1,957.5	49,939	49,080	48,236	07/15/02	900
Senior Clerk	Patricia DeMarsh	VII	A1	5		1,827	57,943	54,369	50,923	09/05/07	
CLEANER	Mark Silverman										
TOWN CLERK											
Town Clerk	Alice Roker					1,827	96,677	92,000	92,000	01/01/90	
Deputy Town Clerk	Diana L. Quast					1,827	70,353	69,143	66,950	01/20/03	800
Intermediate Clerk	Elena Panagi	III	A1	5		1,827	48,163	47,335	4,652	07/01/02	900
Messenger	Kathie Nicholson	III	A1	5		1,827	48,163	47,335	46,520	06/24/02	900
Records Mangement Clk	Thomas Travis	IV	A1	5		887.4	24,749	24,323	23,903	08/15/05	
TOWN COURT											
Justice	Gary Raniolo					780.0	32,437	30,868	30,868	01/01/12	
Justice	Salvatore Lagonia					652.5	32,437	30,868	30,868	01/01/10	
Court Clerk	Isabel Klein					1,827	81,177	79,781	77,250	08/02/10	
Court Clerk	Maria Ricci					1,827	70,401	69,190		11/10/08	
Asst.Court Clerk	Ramona Giuliano	VIII	A1	5		1,827	59,348	58,327	57,323	10/23/06	

Department	Name	Grade	Sch	Step	Stipend	Ann Hours	2015 Salary	2014 Salary	2013 Salary	Hire Date	Longevity
TOWN COURT (con't)											
Asst. Court Clerk	Yolanda Vazquez	VIII	A1	5		1,827	59,348	58,327	57,323	06/18/12	
Asst. Court Clerk	Shane Enea	VIII	A1	2		1,827	50,950	47,345	46,531	12/02/13	
Court Attendant	Edward Clifone					502.0	13,500.0	12,250	12,250	09/07/92	
Court Attendant	Howard Moskalik					536.6	13,500.0	9,500	9,500	07/10/02	
P/T Intermediate Clerk											
Int Clerk PT											
WATER											
Distribution Supt.	David Rambo					1,827	92,000	90,418	87,550	04/05/10	
Sr. Acct. Clerk	Maria DeRubeis	XI	A1	3		1,827	63,206	59,290	53,958	08/27/07	
Int Typist PT	Grace Tausz					835.2	12,716	12,716	12,716	01/02/09	
Asst. Water Supt.	Kenneth Rundle	XVI	A	5		1,957.5	81,361	79,962	78,586	04/15/87	1,400
Water Maint Foreman	Paul Vasillo	XIV	A	5		1,957.5	73,036	71,780	70,546	6/21/99	1,100
Water Meter Maint Forep	Michael Colarusso	XIV	A	5		1,957.5	73,036	71,780	70,546	09/28/87	1,400
Asst Foreman	Joseph Lewis	XIII	A	5		1,957.5	70,043	68,838	67,654	05/18/87	1,400
Heavy M.E.O.	Curtis Doerr	XII	A	5		1,957.5	67,364	66,205	65,067	06/08/83	1,400
Heavy M.E.O.	George Routsis	XII	A	5		1,957.5	67,364	66,205	65,067	01/24/83	1,400
Auto Mechanic	James Morgan	XII	A	5		1,957.5	67,364	66,205	65,067	02/17/93	1,400
Water Maint Worker I	Jeffrey Dahlke	XII	A	5		1,957.5	67,364	66,205	65,067	03/06/89	1,400
Water Maint Worker II	Douglas Neeson	X	A	5		1,957.5	59,902	58,872	57,589	06/13/05	800
Water Maint Worker II	Carl LaDuca	X	A	3		1,957.5	54,535	50,980	50,103	6/2/2010	
Meter Reader	Shajan George	V	A	5		1,957.5	49,939	49,080	48,236	01/07/98	1,100
Meter Reader	John VanDeBrook	V	A	5		1,957.5	49,939	49,080	48,236	10/22/07	
Water Serv. Worker	Cathleen Romanych	X	A	5		1,957.5	59,902	58,872	57,589	06/02/03	800
Laborer	Michael Hecker	V	A	2		1,957.5	43,116	40,139		03/03/14	
Laborer	Thomas Lagatella	V	A	2		1,957.5	43,116	40,139		03/03/14	
Laborer	Jeffrey Baumeister	V	A	5		1,957.5	49,939	49,080	48,236	06/18/07	
Laborer	Anthony Mastrogiovanni	V	A	2		1,957.5	43,116	40,139	39,449	09/23/13	

Department	Name	Grade	Sch	Step	Stipend	Ann Hours	2015 Salary	2014 Salary	2013 Salary	Hire Date	Longevity
MUSEUM											
Asst. Curator	Adele Hobby	VII	A1	5		1,305	41,388	40,676	39,977	07/03/01	
Int Clerk PT	Nancy Augustowski					835.2	11,305	11,305	11,305	02/05/90	

YORKTOWN HEIGHTS FIRE DISTRICT

TOWN CLERK'S OFFICE 151

ANNUAL BUDGET FOR THE YEAR 2015

NOV 23 2014
TOWN OF YORKTOWN PA

PERSONNEL SERVICES	\$ 61,600	
MAINTENANCE AND SERVICES	578,400	
ALLOCATED RESERVES	352,000	
SERVICE AWARDS	30,000	
INSURANCE	<u>131,000</u>	
TOTAL BUDGET		\$ 1,153,000
LESS ANTICIPATED REVENUES		
INTEREST	\$ 150	
TOTAL ANTICIPATED REVENUES		<u>150</u>
TO BE RAISED BY TAX		<u><u>\$ 1,152,850</u></u>

Dated October 17, 2013

Signed, approved and requested by the Yorktown Board of Fire Commissioners

Arthur Orneck
Louis Mastro
Carmine Furci
Martin McGannon
Charles Moseman

Yorktown Heights Fire District

Budget 2015

10/11/2014 10:00 AM

10/11/2014 10:00 AM

10/11/2014 10:00 AM

	2014 Budget	2015 Budget	
Income			
Real Property Taxes	1,132,300	1,152,850	1.815%
Interest	400	150	-62.500%
Total Income	1,132,700	1,153,000	1.792%
Expense			
Annual Inspection	15,000	15,000	
Auto Expense	40,000	0	
Apparatus Expense	100,000	120,000	
Buildings & Grounds	50,000	55,000	
Certiorari	5,000	5,000	
Dues	1,500	1,500	
Election Expense	600	800	
Professional Fees	26,000	26,000	
Medical/Physical Fitness	19,000	16,000	
Dry Hydrant	0	20,000	
Equipment-Purchases	50,000	50,000	
Equipment-Repairs	31,000	32,000	
Equipment-Dive Team	12,000	12,000	
Radios-Equipment	10,000	10,000	
Radios-Repairs/Maintenance	4,000	5,000	
Insurance-General	42,000	45,000	
Training & Meetings	10,000	17,000	
Stationery & Postage	1,500	1,500	
Miscellaneous-Notices	500	600	
Recruitment	5,000	3,000	
Rent	65,000	65,000	
Uniforms	3,000	2,000	
Supplies	30,000	30,000	
Telephone	16,000	16,000	
Utilities	21,000	20,000	
Contingency Fund	10,000	10,000	
Payroll Expense	46,000	46,000	
Retirement	10,000	12,000	
Service Awards Expense	30,000	30,000	
Taxes-Payroll	3,600	3,600	
Insurance-Workers Comp.	110,000	116,000	
Insurance-Life	20,000	15,000	
Apparatus Reserve	195,000	200,000	
Communication Reserve	5,000	7,000	
Repair Reserve	30,000	30,000	
Station #3 Construction Reserve	80,000	80,000	
Ladder Reserve	35,000	35,000	
Total Expenses	1,132,700	1,153,000	
Surplus	0	0	

2015 FINAL BUDGET

TOWN CLERK'S OFFICE

OCT 29 2014


LAKE MOHEGAN FIRE DISTRICT

Town of Yorktown
Town of Cortlandt
County of Westchester


TOWN OF YORKTOWN NY

FILE WITH TOWN BUDGET OFFICER


This Proposed Budget was approved on October 28, 2014 by the Board of Fire Commissioners


ROBERT GORDINEER
Chairman


ROBERT GORDINEER
Chairman


DAVID ZIGNER
Commissioner


DAVID ZIGNER
Commissioner


JAMES SEYMOUR
Commissioner

JAMES SEYMOUR
Commissioner


EDWARD GREXA
Commissioner

EDWARD GREXA
Commissioner



WILLIAM GREXA
Commissioner

WILLIAM GREXA
Commissioner

(It is not necessary for the Commissioners to sign this budget, if the Fire District Secretary completes the following certificate).

This is to certify that the Proposed Budget was approved by the Board of Fire Commissioners on October 28, 2014

seal


Sharon Seymour
Fire District Secretary

Sharon Seymour
Fire District Secretary

ESTIMATED REVENUES

	Actual Revenues 2013	Budget as Modified 2014	Preliminary Estimates 2015	Adopted Budget 2015
A2262 Fire Protection & Other Services				
A2401 Interest & Earnings	\$ 4,600	\$ 4,200	\$4,000	\$4,000
A2410 Rentals	200	400	400	400
A2660 Sales of Assets	16,854			
A2701 Refunds of Expenditures	30,256	20,000	20,000	20,000
A2705 Gifts & Donations				
Miscellaneous				
A2770	1,210	90	120	120
A2770				
A3389 State Aid, Other Public Safety (CMB, recertifications)				
A4389 Federal Aid, Other Public Safety (specify) FEMA	28,340			
A9050.8 Unemployment Insurance				
A9060.8 Hospital, Medical & Accident Insurance				
A5031 Interfund Transfers				
TOTALS	\$ 81,460	\$24,690	\$24,520	\$24,520

APPROPRIATIONS

	Actual Expenditures 2013	Budget as Modified 2014	Preliminary Estimates 2015	Adopted Budget 2015
Salary - Treasurer	43,200	45,386	40,000	40,000
Salary-Other	2,988,094	3,398,914	3,378,753	3,378,753
Other Personal Services	17,659	10,000	10,000	10,000
A3410.1 Total Personal Services	3,048,953	3,454,300	3,428,753	3,428,753
A3410.2 EQUIPMENT	213,387	322,500	225,338	225,338
A3410.4 Contractual Expenditures	674,566	790,043	810,504	810,504
A1930.4 Judgements & Claims	92,065	150,000	150,000	150,000
A1989.0 Appropriations to General Fund			100,000	100,000
A9010.8 State Retirement System	811,821	928,500	831,479	831,479
A9025.8 Local Pension Fund	132,000	132,000	154,000	154,000
A9030.8 Social Security	216,426	282,000	269,846	269,846
A9040.8 Workers' Compensation	239,042	227,000	300,062	300,062
A9060.8 Hospital, Medical & Accident Insurance	736,469	775,000	799,600	799,600
A9085.8 Supp. Benefit Payments to Disabled Firefighters (207A)	222,609	294,255	302,016	302,016
A9710.6 Redemption of Bonds				
A9710.7 Interest on Bonds				
A97607 Interest on Notes	10,200	15,000	12,000	12,000
A9901.9 Transfer to Other Funds				
TOTAL	6,397,538	7,383,598	7,383,598	7,383,598

LAKE MOHEGAN FIRE DISTRICT
2015 BUDGET SUMMARY

Total Appropriations (from page 19) \$ 7,383,598
 Less: \$ 6,859,078

Estimated Revenues (from page 20) \$ 24,520
 Estimated Appropriated Unreserved
 Fund Balance 500,000

Amount to be Raised by Real Property Taxes \$ 6,859,078

TAX APPORTIONMENT

(to be used when fire district is in more than one town)

	Assessed Valuation (AV)	Equalization Rate (ER)	Full Valuation (AV+ER)	Total Full Valuation Percentage (1)+(2)	Apportioned Tax = (3) x Real Property Tax to be Raised
Town					
YORKTOWN	504686660	2.77 %	1821973285(1)	45 % (3)	\$ 3,086,585.10
CORTLANDT	44521170	2.02 %	2204018316(1)	55 % (3)	3,772,492.90
Total	94989830		4025991601(2)	100 100%	\$ 6,859,078.00

* Must agree with Budget Summary "Amount to be Raised by Real Property Taxes".

Town Apportioned Tax

YORKTOWN \$ 3,086,585.10

CORTLANDT 3,772,492.90

Total Apportioned \$ 6,859,078.00

I certify that the estimates were approved by the fire commissioners on September 30, 2014

(Date)

Harvey Swames
 Fire District Secretary