

# Town of Yorktown, NY

## 2023 Preliminary Budget



November 3, 2022

Town Supervisor ~ Matthew Slater

Town Board ~ Thomas Diana, Ed Lachterman, Sergio Esposito, Luciana Haughwout

Comptroller ~ Patricia Caporale



The Town of Yorktown is more than a place to live; it is a way of life. A vital location in the War for Independence; it is a township that took its name from the battle that decisively cemented our dominance over the British troops. Yorktown was first settled in 1683 as part of Van Cortlandt Manor, and was incorporated in 1788 as our nation was forming the principles of democracy we live by today. There is no doubt; each of us is a part of the history and responsible for upholding the legacy. These freedoms shall be preserved and each citizen should experience the treasures of nature, history, individual respect, neighborhood and learning. As resources and energy allow, each of these gifts from the past will be enriched in the present for those yet to come.

We, as a Town in the State of New York, shall do our best to strive for  
Progress with Preservation.



**Yorktown Town Hall**  
363 Underhill Avenue, P.O. Box 703  
Yorktown Heights, NY 10598

(914) 962-5722  
[www.yorktownny.org](http://www.yorktownny.org)

Dear Taxpayer,

This marks the third budget that I have proposed as your Town Supervisor. Together we have faced many challenges over the past three years but with strong leadership our community has become a shining example of success. I will always be proud of how we responded to each chapter of hardship that has come our way and I know we will continue to lead from the front and be an example for other municipalities to emulate.

In 2020 when the COVID-19 pandemic struck we made swift decisions focused on protecting the health and safety of our community. We anticipated a significant financial impact and implemented a freeze on non-emergency expenditures to ensure we could successfully manage a pending financial crisis. Thankfully, that crisis did not emerge as expected but the state of the nation's current economy reflects what we had originally anticipated. With national and global inflation soaring to record levels we are facing new financial challenges within town government just as families across Yorktown are grappling with rising costs for basic essentials.

We have seen significant increases in essential operational items such as gasoline, road salt and construction material. Workforce healthcare costs are expected to spike by more than 20% and the lowest bid the Town received to maintain our garbage and recycling service grew by \$1,500,000.

Despite these challenges I am proud to report that this year's budget proposal will reduce both the Town's Tax Levy and Tax Rate for the second time in the past three years. The proposed 2023 budget will also allow us to invest in our Police Department by hiring an additional officer specifically to expand our Traffic and Safety Unit to enhance the safety of our roads.

With approximately 10% of your total tax bill going to your local government, this year's budget proposal once again respects local taxpayers, combats the inflation crisis and maintains Yorktown's strong fiscal health.

We are able to accomplish all of this while investing \$3,000,000 to modernize our Town's water system, nearly \$1,000,000 to upgrade the Yorktown Sewer Plant and more than \$1,000,000 to renovate the Albert A. Capellini Community and Cultural Center.

Serving the Yorktown community is a tremendous honor and I am proud of how our team has continued to protect taxpayers.

Stacy Well,  
Matt Slater  
Supervisor  
Town of Yorktown

# THE TOWN OF YORKTOWN

The Town of Yorktown is comprised of five business centers and many residential hamlets throughout its 40 square miles  
Town government consists of 23 different departments  
employing 251 full time employees

**Assessor:** The duty of the town Assessor is to provide fair and equitable valuations for all real property to insure a proper distribution of taxes throughout the Town. The assessed valuation determines what the proportional share of taxes will be for each parcel within the Town for school districts, Town, County and special districts. This office conducts inspections of parcels which have received building permits and/or inventory changes resulting in adjustments in the assessed valuation to achieve and maintain equity. The Assessor is also responsible for maintaining current ownership records for each parcel of real property and serves as the administrator of all tax exemptions (STAR, senior citizen 467, Veteran, Clergy, agricultural) which are authorized by the State of New York and wholly exempt parcels owned and occupied by non-profit organizations which qualify by reason of religious, charitable or educational use. In all cases, applications for these exemptions must be filed no later than May 1<sup>st</sup>.

**Building Department:** The Building Department administers and enforces the New York State Uniform Fire Prevention and Building Code, New York State Energy Conservation, Construction Code and many local laws, including the zoning ordinance, alarm regulations, dumping and property maintenance laws. The Department issues building permits and certificates of occupancy and processes applications for the Zoning Board of Appeals. The fire inspector is responsible for inspecting commercial, industrial and residential structures to assure compliance with all New York State fire prevention laws.

**Building Maintenance:** The employees in the Building Maintenance department are responsible for the performance of routine & daily upkeep & cleaning of Town Hall and the Albert A. Capellini Community & Cultural Center buildings and grounds. These buildings house the majority of Town departments. The Albert A. Capellini Community & Cultural Center is also the home of the Senior Center, Museum, Theater, two nursery schools and a variety of other tenants. In addition, these employees undertake additional renovation projects such as painting, refurbishing, flooring installation, office relocation, etc. They also assist other Town departments with maintenance as well as during special events.



**Central Garage:** The employees of Central Garage are responsible for the safe performance of all town vehicles. The staff completes diesel emission inspections for Town trucks, installs equipment on all new police vehicles and oversees the computerized fuel system that services most town vehicles and trucks. The department collects used motor oil from town residents to reuse as fuel to heat its garage.

**Engineering Department:** The Engineering Department reviews all development applications and makes recommendations to the appropriate approval authority; issues wetlands, erosion and sediment control, tree and storm water permits according to thresholds set in Town laws; and makes recommendations to the Building Inspector prior to the granting of Certificates of Occupancy. It prepares engineering plans and bid specifications for many Town public works projects, supervises the construction of public works projects and inspects public improvements constructed as part of approved site plans, subdivision and parking plans. It coordinates the creation of new sewer districts and oversees the construction of new sewer lines, and the operation of the Yorktown Heights Sewage Treatment Plant as well as sewer lines and pump stations located throughout Town, The Town's GIS information system is also maintained by this department.

**Finance Department:** The Finance Department is responsible for reviewing, approving, recording and monitoring all Town financial transactions and safeguarding all Town assets (cash, property and buildings) and investing the Town's cash reserves. Financial transactions include accounts payable (requisitions, purchase orders as well as the issuance and reconciliation of checks) and accounts receivable (recording of all deposits and proof of bank reconciliations). This department processes bi-weekly payrolls, administers employee benefit programs (medical/dental/vision insurances, flex accounts) for all full and part time employees, submits information to the NYS Retirement system on behalf of all employees and manages the Town's self-insured Workers Compensation program. The staff works with all departments to insure adherence to approved budgetary expenditure amounts as well as procurement. The Comptroller is responsible for the Town's computer network, annual internal audit and filing of the annual update document with the NYS Comptroller's office. The Comptroller also works in conjunction with the Supervisor to prepare the Town's budget.

**Highway Department:** Highway Department is accountable for maintaining approximately 200 miles of roads and bridges located within the Town in a safe and passable manner. Maintenance includes paving, sweeping, striping, repairing damage and installation of new regulatory road and street name signs. The Department is also responsible for repairing and replacing drainage structures throughout the town; ensuring all catch basins and other drainage facilities along Town roads are free of debris; removing snow and ice on all town roads, sidewalks and town parking lots; maintaining, cutting or trimming of trees along the Town's roads; and managing the Town's Organic Waste Facility. Additionally, the Department is responsible for issuing driveway and street opening permits, the maintenance of all highway trucks and equipment, mowing Town right of ways along all roads, installing and repairing guide/guard rails and responding to all Police Emergencies when requested by the Chief of Police or any police officer.



**Legal Department:** The principal function of the Town Attorney is to advise the Town Board, Department Heads and other officers of the town with regard to the functions and legal issues relating to the duties of their respective offices. The Department assists with the development of and drafts proposed legislation, rules, regulations and policies for Town programs and operations; negotiates, drafts and reviews agreements, contracts, bid documents, deeds, easements, and other legal instruments for Town transactions; defends, supervises and coordinates the defense of actions and proceedings against the Town, its officers, boards and commissions in any action brought against it or them in their official capacities; pursues the collection of delinquent real property taxes through In Rem foreclosure proceedings; prosecutes criminal and civil actions arising out of violations of Town ordinances and coordinates with Town's insurance carriers and their attorneys in defense of the Town against tort claims.

**Library:** The John C Hart Library offers a variety of media to patrons of all ages. From books to periodicals, DVD's, CD's, reference, audio and e-books, and video games to movies the Library offers the community a variety of enrichment opportunities. Programs include book clubs, teacher in the Library, theater events, arts and crafts and seasonal classes, concert series and a senior benefits info center. The Library partners with the Westchester Children's Museum to provide an array of opportunities to younger patrons while also providing a program for homebound residents who are unable to get to the Library. The Friends of the Library also fund and sponsor other educational and cultural programs.

**Refuse & Recycling:** The employees of this department are responsible for all scheduled and special bulk trash pickups, as well as the seasonal leaf and Christmas tree pickups. The Department also oversees the household garbage and recycling collections for residential properties that are contracted out (Commercial properties are responsible for contracting for their own garbage collection and recycling). The Department provides a green recycle container to each household, sells biodegradable paper leaf bags, maintains a drop off for rechargeable batteries and oversees both the "Adopt a Road" program and annual volunteer "Battle of Yorktown" initiative that removes litter and debris from the Town's roadsides. This department has also instituted a food scrap program for Town residents in conjunction with Westchester County.

**Parks and Recreation Department:** The recreation side of the Parks and Recreation Department provides diversified programs for all age groups, from tots to senior citizens. Each summer a variety of summer day camps for children age 4 to 14 including half day, full day and travel / adventure are organized. Seniors can participate in exercise programs, painting classes or an assortment of clubs while adults can be enticed with workouts, art classes or sports. The Recreation Department works with community groups such as the Lions Club to co-sponsor events such as the free summer concerts, Halloween Parade, Easter Egg Hunt, free outdoor movies and the ever-growing Holiday Electric Lights Parade. This Department works with local athletic clubs as well as Nor-West Special Services, a non-profit group for persons with special needs to provide recreational programming for all. The parks side of the department is responsible for the maintenance of 33 parks and recreational facilities located throughout Town, including two pool complexes, a public beach, a skateboard park, tennis courts, playgrounds and an extensive trail system that provides both active and passive recreational opportunities for Town residents.



**Planning Department:** The Planning Department provides professional services to the Town Board, Planning Board, Zoning Board of Appeals, Conservation Board and the Advisory Board of Architecture and Community Appearance. The staff is responsible for long range planning studies, special projects such as the Comprehensive Plan, the Community Development Block Grant (CDBG) program and the review of current site plans, parking plans and subdivision applications. The Department also reviews applications for wetland, tree, storm water and erosion and sediment control permits that are part of site plan or subdivision application and oversees compliance with the New York State Environmental Quality Review Act (SEQRA).

**Police Department:** The Police Department's services fall into three distinct categories: law enforcement including investigating criminal activity, arresting offenders and recovering property; emergency services including responding to traffic accidents, providing first aid to the sick and injured and dispatching emergency services; and non-emergency services including the DARE program, School Resource Officer Program, Public Safety Officer, Animal Control, fingerprinting services for pistol permits, licenses and travel documents.

**Section 8:** The Section 8 Rental Assistance Program provides rent subsidies to eligible elderly, disabled and low-income individuals and families wishing to reside in Yorktown. Funded by the U.S. Department of Housing and Urban Development, the subsidy is based on the family's size and composition, income and assets. The Program maintains a waiting list of eligible individuals and families.

**Senior Citizen Nutrition Center:** Located in the Albert A. Capellini Community and Cultural Center (AACCCC) the Nutrition Center provides senior citizens with a place to gather and have a nourishing lunch-time meal at a reasonable cost. The staff of this department also delivers meals to home bound seniors. Additionally, the Center also provides transportation for seniors to the AACCCC, as well as for medical visits within Yorktown and for grocery shopping. The Center also organizes a variety of wellness and entertainment programs for seniors.

**Sewer Department:** The Sewer Department, under the direction of the Town Engineer, operates and maintains the Yorktown Heights Water Pollution Control Facility that treats up to 2.5 million gallons of sewage per day on a monthly average basis. It also operates and maintains 14 pump stations and approximately 80 miles of sewer lines leading to either the Yorktown treatment plant or the regional sewage treatment plant in Peekskill. The Yorktown Heights plant is regulated by both the New York State Department of Environmental Conservation (DEC) and the New York City Department of Environmental Protection (DEP).

**Supervisor:** The Town Supervisor is the chief executive officer and chief fiscal officer for the Town of Yorktown. As chief fiscal officer, the Supervisor is responsible for presenting a tentative budget and managing the Town's fiscal affairs. The Supervisor oversees the daily administration of all Town departments and represents the Town in regional matters by working closely with elected officials at all levels of government. The Supervisor is also a member of the Town Board and in that capacity presides over Town Board meetings and votes on all matters before the Board.



**Tax Office:** Under the direction of the Receiver of Taxes, the Tax Department is responsible for compiling, printing, collating and mailing tax bills for all parcels located within the Town of Yorktown. The Department collects all taxes levied by the Town, including special district taxes such as fire, parks, sewer and water, as well as county and school taxes for the parts of the Town located within the Yorktown, Lakeland, Croton and Ossining school districts. It also collects payments of all water bills.

**Town Board:** The Town Board is the Town's legislative body and as such is responsible for enacting new local laws and ordinances, adopting new policies, setting short and long-term goals for the Town, and hiring and dismissal of all Town employees. The Town Board also approves the Town's annual budget and sets the tax rate for the Town and all special districts.

**Town Clerk:** The Town Clerk's office serves as the hub of the community by providing the public with information in person, by phone, mail or online. Many of the Town Clerk's responsibilities are mandated by the state and local law. In addition to serving as the Town's Registrar of Vital Statistics, the Town Clerk is also the Town's Records Management Officer and is responsible for maintaining all records, books and papers of the Town. The Town Clerk attends all meetings of the Town Board and is responsible for taking minutes of the meeting and recording all actions taken by the Town Board. The Town Clerk's office also issues various licenses and permits, recruits election inspectors and in coordination with the Westchester County Board of Elections, oversees the operation of both primary and general elections within the Town.

**Town Court:** Two Town Justices preside over criminal, civil, traffic tickets and landlord/tenant cases, as well as violations of Town Code. Support staff is available to assist people paying fines, initiate both civil and small claims, provide transcripts of judgments and answer questions regarding court procedures. The Court participates in a voluntary mediation program that seeks to resolve disagreements between individuals without going before a judge.

**Water Department:** The Water Department maintains a distribution system that brings safe drinking water to approximately 10,000 households and businesses in the Town of Yorktown and portions of Somers, Cortlandt and Putnam Valley. The Department conducts regular tests of water quality, installs and reads meters, installs new water mains and hydrants, repairs water main breaks and conducts semi-annual hydrant flushing. The Department also issues an Annual Report describing the quality of the system's drinking water and its compliance with state and federal water quality standards.

**Albert A. Capellini Community and Cultural Center:** The AACCCC is the home of the Senior Nutrition Center, the Town's Planning Department and Museum. It is also used by the Town's Parks and Recreation Department and a variety of community organizations, including several senior citizen clubs, to provide a wide range of cultural, social, recreational and entertainment programs. The Town also leases space in the building to private entities, including the Yorktown Stage.





## Town of Yorktown Government Structure

Voters

### ELECTED OFFICIALS

**Town Justices**  
Four Year Term

**Highway Superintendent**  
Four Year Term

**Town Clerk**  
Four Year Term

**Supervisor**  
Two Year Term  
**Town Board**  
Four Year Term

### APPOINTMENTS

#### DEPARTMENT HEADS

#### BOARDS

#### COMMITTEES

Town Comptroller

Police Chief

Assessor

Building Inspector

Human Resources

Library Director

Nutrition/Senior Services  
Site Manager

Parks/Recreation  
Superintendent

Planning Director

Receiver of Taxes

Refuse & Recycling/Central Garage/  
Town Buildings

Town Attorney

Town Engineer

Water Superintendent

Architecture & Community  
Appearance Board (ABACA)

Accessibilities Committee

Assessment Review Board

Arts & Culture Committee

Community Housing Board

Cable TV Committee

Conservation Board

Citizens Emergency Response Team

Ethics Board

Climate Smart Community Task Force

Fire Prevention Board

Economic & Business Revitalization

Industrial & Commercial  
Incentive Board

Food Security Task Force

Library Board of Trustees

Group Home Site Selection  
Advisory Committee

Planning Board

Local History Advisory Committee

Zoning Board

Local Waterfront  
Revitalization Committee

### COMMISSIONS

Advanced Life Support Commission

Open Space Committee

Heritage Preservation Commission

Public Safety Committee

Parks & Rec Commission

Senior Advisory Committee

Tree Advisory Commission

Teen Advisory Committee

Traffic Safety Committee

Veterans Advisory Committee

# Table of Contents

		page
Budget Procedure		1
Exemption Impact Report		2
Town Demographics		4
NYS Office of State Comptroller Financial Indicators		6
Budget Summary		8
Budgeted Revenues by Category (graph)		9
Budgeted Expenditures by Category (graph)		10
Budgeted Appropriations by Fund (graph)		11
Expenditure Comparison Prior v Current (graph)		12
Major Changes to Expenditures		13
Change in Tax Rate (graph)		14
Current v Prior Year Budget		15
Tax Rate Summary		16
Tax Implications		17
Assessed Valuation (graph)		18
Fund Balance by Category		19
Four Year Model		20
Town Tax Illustrations (pie charts)		21
Yorktown Central School District Tax Illustration (pie chart)		26
Lakeland Central School District Tax Illustration (pie chart)		27
<b>General Fund</b>		
Revenue		28
Expenditures:	Appropriation Code	
Legislative Board	A.1010	32
Justice Court	A.1110	32
Office of the Supervisor	A.1220	33
Comptroller's Office	A.1315	34
Auditor	A.1320	35
Receiver of Taxes	A.1330	35
Purchasing	A.1345	36

<b>General Fund continued</b>	<b>Appropriation Code</b>	<b>page</b>
Town Assessor	A.1355	36
Town Clerk	A.1410	37
Legal	A.1420	38
Engineering	A.1440	39
Elections	A.1450	40
Town Hall	A.1620	40
Yorktown Community & Cultural Center	A.1625	41
Building Maintenance	A.1630	42
Public Safety	A.1640	42
Central Services	A.1670	43
Insurance	A.1910	43
Municipal Association Dues	A.1920	43
Taxes on Town Property	A.1950	44
Refund of Real Property Taxes	A.1964	44
Contingency	A.1990	44
Police Department	A.3120	44
Jail	A.3150	46
Traffic Control	A.3310	47
Building Department	A.3620	47
Health Service	A.4562	48
Highway Administration	A.5010	48
Street Lighting	A.5182	48
Veteran's Services	A.6510	48
Senior Citizen Nutrition Center	A.6772	48
Recreation Administration	A.7020	50
Parks	A.7110	51
Beach / Pool	A.7180	52
Aquatics	A.7190	53
Central Garage	A.7215	53
Family & Special Events	A.7270	54
Camp Programs	A.7310	55
Youth Programs	A.7320	55

<b>General Fund continued</b>	Appropriation Code	page
Museum	A.7450	55
Adult Programs	A.7610	56
Senior Programs	A.7620	56
Zoning	A.8010	56
Planning Department	A.8020	56
Section 8 Housing	A.8030	58
Conservation Board	A.8090	58
Forestry	A.8730	58
Employee Benefits	A.9000	59
Debt Service	A.9700	59
Bond Anticipation Notes	A.9730	59
Transfers	A.9901	59
Transfers	A.9950	60
<b>Highway</b>	Fund	
Highway Fund Revenues	D	61
Highway Fund Expenditures	D	62
<b>Library</b>		
Library Fund Revenues	L	66
Library Fund Expenditures	L	67
<b>Water</b>		
Water District Revenues	SW	69
Water District Expenditures	SW	70
Kitchawan Water District Revenues	SW2	75
Kitchawan Water District Expenditures	SW2	76
<b>Refuse</b>		
Refuse District Revenues	SR	77
Refuse District Expenditures	SR	78

<b>Sewer</b>	Fund	page
Clover Road Sewer District Revenue	GA	81
Clover Road Sewer District Expenditures	GA	82
Mohegan East Sewer District Revenue	GB	83
Mohegan East Sewer District Expenditures	GB	84
Mohegan West Sewer District Revenue	GC	85
Mohegan West Sewer District Expenditures	GC	86
Hunterbrook Sewer District Revenue	GD	87
Hunterbrook Sewer District Expenditures	GD	88
Bonnie & Jill Sewer District Revenue	GE	89
Bonnie & Jill Sewer District Expenditures	GE	90
Oakside Sewer District Revenue	GF	91
Oakside Sewer District Expenditures	GF	92
Overlook Sewer District Revenue	GG	93
Overlook Sewer District Expenditures	GG	94
Suncrest Sewer District Revenue	GH	95
Suncrest Sewer District Expenditures	GH	96
Gomer Street Sewer District Revenue	GI	97
Gomer Street Sewer District Expenditures	GI	98
Hunterbrook / 202 Extension Sewer District Revenue	GJ	99
Hunterbrook / 202 Extension Sewer District Expenditures	GJ	100
Osceola Sewer District Revenue	OS	101
Osceola Sewer District Expenditures	OS	102
Yorktown Sewer District Revenue	YS	103
Yorktown Sewer District Expenditures	YS	104
<b>Debt</b>		
Schedule of Bond Anticipation Notes Indebtedness		108
Debt Schedule Spreadsheet		109
Schedule of Serial Bond Indebtedness		110
<b>Special</b>		
<b>Master Fee Schedule</b>		111
<b>Capital Plan</b>		119
Capital Plan by Department		120

	Fund	page
<b>Emergency Medical Services</b>		125
Emergency Medical Services Revenue	SM	126
Emergency Medical Services Expenditures	SM	127
<b>Park and Improvement Districts</b>		128
Amazon Park District Revenue	AP	129
Amazon Park District Expenditures	AP	130
Bethel Acres Park District Revenue	BA	131
Bethel Acres Park District Expenditures	BA	132
Mohegan Lake Improvement Park District Revenue	ID	133
Mohegan Lake Improvement Park District Expenditures	ID	134
Mohegan Beach Park District Revenue	MB	136
Mohegan Beach Park District Expenditures	MB	137
Mohegan Highlands Park District Revenue	MH	138
Mohegan Highlands Park District Expenditures	MH	139
Shrub Oak Community Park District Revenue	SC	140
Shrub Oak Community Park District Expenditures	SC	141
Shrub Oak Lake Park District Revenue	SL	142
Shrub Oak Lake Park District Expenditures	SL	143
<b>Employee Salaries</b>		
Employee Salary Information		144
Full Time Positions Budgeted		145
Salary Listing		146
<b>Fire District Budgets</b>		
Yorktown Heights Fire District		155
Lake Mohegan Fire District		159

## BUDGET PROCEDURE

- What is a budget? A budget is an orderly financial plan for the operation of government. The plan sets forth the proposed appropriations necessary to carry out activities for a year and the proposed means of financing. The budget is an estimate of planned expenditures and financing sources.
- The Supervisor of the Town of Yorktown, as Chief Executive and Chief Fiscal Officer, under New York State Town Law section 106, prepares a *Tentative Budget*, under the modified accrual basis, to be submitted to the Town Board and public for its review and comment by October 30 of each fiscal year. In creating the tentative budget, the Supervisor will have requested and received from each department of the Town government estimates of the costs and revenues associated with its operations by October 20.
- The Town Board met with various department heads on November 1<sup>th</sup> & 3<sup>th</sup>, 2022 to discuss the tentative budget. The Board adopted a Preliminary budget on November 3, 2022 for general public comment in December at a public hearing.
- The Public Hearing on the Preliminary Budget will be held on December 6, 2022
- Based on public comment, the Town Board will determine what, if any, revisions are appropriate and may vote to adopt the final budget on December 6, 2022 but no later than December 22, 2022.
- The budget must be recorded in the minutes of the Town Board. The budget takes effect on January 1, 2023 and constitutes the annual budget of the Town for the next fiscal year.
- If the Town Board fails to adopt a budget by December 22, 2022, the Preliminary budget adopted by the Town Board on November 3, 2022 would constitute the budget for the ensuing fiscal year.
- The Town Board, during the fiscal year, may, by resolution, make additional appropriations or increase existing appropriations and provide appropriate financing. The Town Board also may, by resolution, authorize the transfer of moneys, contingent appropriations and unexpended balances so long as said transfers are within the same fund.



### Exemption Impact Report

Assessment Year: 2021

County: Westchester  
SWIS Code: 555400

Town Value Report

Municipality: Yorktown  
Total Assessed Val: 154,466,563  
Uniform Percentage: 2.12

Equalized Total Assessed Value = 7,286,158,632

Exempt Code	Description	Statutory Authority	# of Exempts	Total Equalized Value of EX	% of Value Exempted
10100	SPECIAL DISTRICT	RPPL 410	8	2,278,301	0.03
12100	ST OWNED	RPPL 404(1)	47	147,788,207	2.03
13100	CNTY OWNED	RPPL 406(1)	18	42,740,566	0.59
13360	NYC AQUEDUCT	RPPL 406(4)	40	74,966,509	1.03
13500	TOWN OWNED	RPPL 406(1)	364	123,298,349	1.69
13800	SCHL OWNED	RPPL 408	16	405,997,641	5.57
13850	BOGES	RPPL 408	14	12,761,792	0.18
13870	SP/DST OWN	RPPL 410	4	275,943	0.00
14110	POST OFFIC	State L 54	1	3,382,075	0.05
14200	FOREIGN GO	RPPL 418	9	4,188,679	0.06
21600	CLERGY-RES	RPPL 462	3	1,627,358	0.02
25110	RELIGIOUS	RPPL 420-a	39	59,302,358	0.81
25120	EDUCATIONL	RPPL 420-a	36	39,041,273	0.54
25130	CHARITABLE	RPPL 420-a	3	2,389,150	0.03
25230	MENTAL IMP	RPPL 420-a	6	3,325,471	0.05
25300	OTH NONPRF	RPPL 420-b	14	14,976,415	0.21
26050	AGR. SOCIETY	RPPL 450	2	1,441,037	0.02
26100	VETS ORG.	RPPL 452	1	379,716	0.01
26400	INC VOL FR	RPPL 464(2)	13	16,511,792	0.23
27350	CEMETERY	RPPL 446	3	707,547	0.01
28120	DISABLED RESIDENCE	RPPL 422	4	2,714,622	0.04
28520	NURSING HOME	RPPL 422	3	3,924,528	0.05
28540	MENTAL/DISABLE	RPPL 422	7	4,908,018	0.07
29350	LIBRARY	RPPL 438	2	9,014,150	0.12
41101	VETERANS	RPPL 458	96	20,378,962	0.28
41121	WAR VET CT	RPPL 458-a	559	26,088,113	0.36
41131	COMBAT VET CT	RPPL 458-a	316	25,038,160	0.34
41141	DISABLED VET CT	RPPL 458-a	133	14,045,235	0.19
41161	COLD WAR VET	RPPL 458-b	103	4,802,075	0.07
41171	DIS. COLD WAR VET	RPPL 458-b	9	682,311	0.01
41400	CLERGY	RPPL 460	3	212,264	0.00
41681	C/T VOL FIRE & AMB	RPPL 466-c, d, e, g	36	1,525,330	0.02
41720	AG-COUNTY	Ag-Mkts L 305	22	6,430,707	0.09
41800	AGED-ALL C/T/S	RPPL 467	89	12,306,037	0.17
41801	AGED-CTY/TOWN	RPPL 467	158	13,128,254	0.18
41930	DSBL-INCOM C/T/S	RPPL 459-c	7	812,452	0.01
41931	DSBL-INCOM C/T	RPPL 459-c	4	430,896	0.01
42100	AG BUILDING	RPPL 483-a	2	351,415	0.00
47460	FORESTED LAND	RPPL 480-a	3	457,735	0.01
47613	BS IMP - T	RPPL 485-b	5	13,146,367	0.18
48510	LIMITED PROFIT	PHFL 33(1)(a)	2	4,374,999	0.06
48670	AFFORDABLE HSING	PHFL 125, 127	1	12,367,924	0.17
	<b>Total Exemptions (No System EX's)</b>		<b>2,205</b>	<b>1,134,520,733</b>	<b>15.57</b>



### Exemption Impact Report

Assessment Year: 2021

County: Westchester  
SWIS Code: 555400

Town Value Report

Municipality: Yorktown  
Total Assessed Val: 154,466,563  
Uniform Percentage: 2.12

Equalized Total Assessed Value = 7,286,158,632

Exempt Code	Description	Statutory Authority	# of Exempts	Total Equalized Value of EX	% of Value Exempted
<b>Total Exemptions (with System EX's)</b>			<b>2,205</b>	<b>1,134,520,733</b>	<b>15.57</b>

Values have been equalized using the Uniform Percentage of Value.

The Exempt amounts do not take in to consideration payments in lieu of taxes or other payments for municipal services.

Amount, if any, attributable to payments in lieu of taxes: \_\_\_\_\_

# Municipal Profile for Yorktown, NY:

## American Community Survey 2015 – 2019

### Part One: Populations and People

Total Population: 36,538 persons

**Population by Sex:**  
 Male: 17,938 persons (49.1%)  
 Female: 18,600 persons (50.9%)

**Population by Race and Hispanic Origin:**  
 White: 30953 persons (84.7%)  
 Black or African-American: 1954 persons (5.3%)  
 American Indian or Alaskan Native: 277 persons (0.8%)  
 Asian: 2279 persons (6.2%)  
 Native Hawaiian and Other Pacific Islander: 12 persons (0.1%)  
 Some other race: 1650 persons (4.5%)  
 Hispanic Origin (may be of any race): 5186 persons (14.2%)  
 Non-Hispanic White: 27074 persons (74.1%)

**Population by Age:**  
 Under 5-years: 2339 persons (6.4%)  
 5 to 9 years: 2222 persons (6.1%)  
 10 to 14 years: 1899 persons (5.2%)  
 15 to 19 years: 2066 persons (5.7%)  
 20 to 24 years: 1974 persons (5.4%)  
 25 to 34 years: 3821 persons (10.5%)  
 35 to 44 years: 3650 persons (10.0%)  
 45 to 54 years: 5769 persons (15.8%)  
 55 to 59 years: 3051 persons (8.4%)  
 60 to 64 years: 2979 persons (8.2%)  
 65 to 74 years: 3508 persons (9.6%)  
 75 to 84 years: 2331 persons (6.4%)  
 85 years or over: 929 persons (2.5%)  
 Under 18: 7952 persons (21.8%)  
 Over 65: 6768 persons (18.5%)

**Place of Birth and Citizenship:**  
 Native U.S. Citizen: 30,188 persons  
 Foreign Born (Naturalized U.S. Citizen): 3974 persons  
 Foreign Born (Non-U.S. Citizen): 2376 persons  
**Language Spoken at Home and Ability to Speak English<sup>1</sup>:**  
 English Only: 79.3%  
 Language other than English: 20.7%  
 Speak English less than "very well": 6.7%

### Part Two: Households

Total Households: 12,985  
Average Household Size: 2.78

**Household Occupancy:**  
 Married-Couple Households: 8491  
 Non-Family Households: 3138  
 Male-Householder (no spouse present): 279  
 Female-Householder (no spouse present): 1077

**Race of Householder:**  
 White alone: 11,466 (88.3%)  
 Black or African-American Alone: 483 (3.7%)  
 American Indian and Alaska Native Alone: 27 (0.2%)  
 Asian alone: 593 (4.6%)  
 Native Hawaiian and other Pacific Islander alone: 12 (0.1%)  
 Some other race alone: 362 (2.8%)  
 Two or more races: 42 (0.3%)

### Part Three: Housing

Total Housing Units: 13,863  
Total Cost Burdened Households: 4,300 (33.1%)  
Median Home Value: \$432,800  
Median Gross Rent: \$1,625

**Housing Occupancy and Tenure:**  
 Owner-Occupied: 10,942 units (78.9%)  
 Renter-Occupied: 2,043 units (14.7%)  
 Vacant (no occupancy): 878 units (6.3%)  
**Home Value of Owner-Occupied Units:**  
 Less than \$50,000: 142 units (1.3%)  
 \$50,000 to \$99,999: 48 units (0.4%)  
 \$100,000 to \$149,999: 315 units (2.9%)  
 \$150,000 to \$199,999: 286 units (2.6%)  
 \$200,000 to \$299,999: 1021 units (9.3%)  
 \$300,000 to \$499,999: 5865 units (53.6%)  
 \$500,000 to \$999,999: 3045 units (27.8%)  
 \$1,000,000 or more: 220 units (2.0%)

**Median Selected Monthly Owner Costs:**  
 Housing Units with a Mortgage: \$3,202  
 Housing Units without a Mortgage: \$1,273

**Gross Rent by Range:**  
 Less than \$500: 209 units (10.8%)  
 \$500 to \$999: 102 units (5.3%)  
 \$1,000 to \$1,499: 499 units (25.8%)  
 \$1,500 to \$1,999: 624 units (32.3%)  
 \$2,000 to \$2,500: 180 units (9.3%)  
 \$2,500 to \$2,999: 290 units (15.0%)  
 \$3,000 or more: 27 units (1.4%)

<sup>1</sup> As a percent of the population aged 5 years or over

# Municipal Profile for Yorktown, NY:

## American Community Survey 2015 – 2019

### Part Four: Education

#### Educational Attainment<sup>2</sup>:

Less than 9<sup>th</sup> Grade: 758 persons (2.9%)  
 9<sup>th</sup> to 12<sup>th</sup> Grade (no diploma): 968 persons (3.7%)  
 High School Diploma: 5368 persons (20.6%)  
 Some College (no degree): 3965 persons (15.2%)  
 Associate's Degree: 1587 (6.1%)  
 Bachelor's Degree: 6683 (25.7%)  
 Graduate or Professional Degree: 6709 (25.8%)

#### School Enrollment<sup>3</sup>:

Preschool: 828 persons (9.7%)  
 Kindergarten to 8<sup>th</sup> Grade: 3751 persons (44.1%)  
 High School (9<sup>th</sup> to 12<sup>th</sup> Grade): 2108 persons (24.8%)  
 College, Undergraduate: 1226 persons (14.4%)  
 Graduate or Professional School: 592 persons (7.0%)

#### Median Income by Educational Attainment (Male):

Less than High School graduate: \$40,625  
 High School graduate: \$52,784  
 Some College or Associate's Degree: \$59,650  
 Bachelor's Degree: \$94,571  
 Graduate or Professional Degree: \$125,161

#### Median Income by Educational Attainment (Female)

Less than High School graduate: N/A  
 High School graduate: \$25,904  
 Some College or Associate's Degree: \$43,164  
 Bachelor's Degree: \$59,435  
 Graduate or Professional Degree: \$82,931

#### Field of Bachelor's Degree for First Major:

Science and Engineering: 4133 (30.9%)  
 Science and Engineering Related Fields: 1098 (8.2%)  
 Business: 2664 (19.9%)  
 Education: 1958 (14.6%)  
 Arts, Humanities, and Others: 3539 (26.4%)

### Part Five: Employment and Income

Total Civilian Labor Force: 19,485 persons

Median Household Income: \$127,763

Mean Household Income: \$148,974

#### Occupation by Number of Persons Employed:

Management, Business, Science, and Arts: 9300 (49.9%)  
 Services: 2897 (15.6%)  
 Sales and Office: 4007 (21.5%)  
 Natural Resources, Construction, and Maintenance: 1310 (7.0%)  
 Production, Transportation, and Logistics: 1109 (6.0%)

#### Class of Worker:

Private Wage and Salary Worker: 13,797 (74.1%)  
 Self-Employed: 878 (21.1%)  
 Government Workers: 3922 (21.1%)

#### Health Insurance Coverage:

Private Health Insurance: 30,134 (83.2%)  
 Public Coverage: 10,795 (29.8%)  
 No Health Insurance: 1,030 (2.8%)

#### Means of Transportation to Work:

Drove Alone: 14,186 (77.8%)  
 Carpooled: 992 (5.4%)  
 Public Transportation: 1,617 (8.9%)  
 Other: 561 (3.1%)  
 Worked from Home: 882 (4.8%)

#### Annual Household Income by Range:

Less than \$10,000: 2.8%  
 \$10,000 to \$14,999: 1.7%  
 \$15,000 to \$24,999: 4.3%  
 \$25,000 to \$34,999: 5.7%  
 \$35,000 to \$49,999: 6.0%  
 \$50,000 to \$74,999: 10.0%  
 \$75,000 to \$99,999: 6.6%  
 \$100,000 to \$149,999: 25.0%  
 \$150,000 to 199,999: 14.4%  
 \$200,000 or more: 23.4%

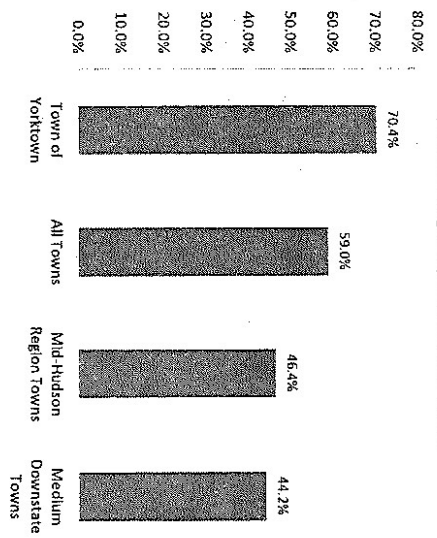
<sup>2</sup> Among persons aged 25 and over

<sup>3</sup> Of the population 3 and over that is currently enrolled in school.

## Town of Yorktown


### Indicator 1

Assigned/Unassigned FB as a % of Gross Expenditures  
(General/Highway Town-wide Funds)



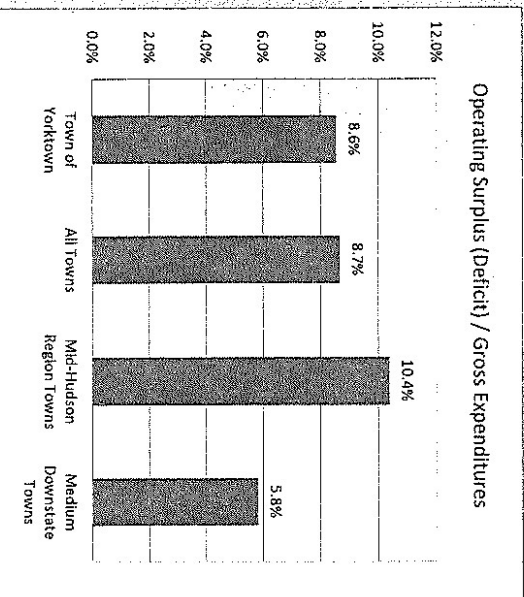
### Indicator 2

Total Fund Balance as a % of Gross Expenditures  
(General/Highway Town-wide Funds)



### Indicator 3

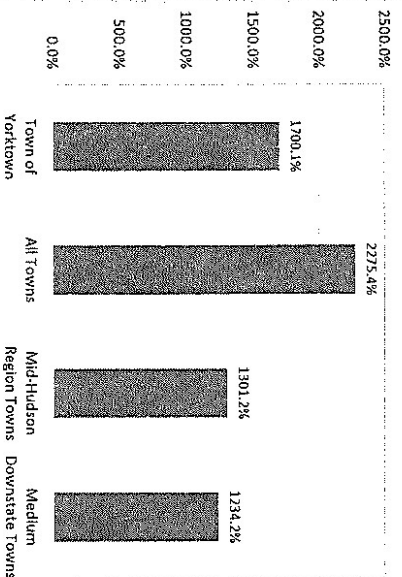
Operating Surplus (Deficit) / Gross Expenditures



Peer Group Used in Comparison  
 All Towns  
 Mid-Hudson Region Towns  
 Medium Downstate Towns

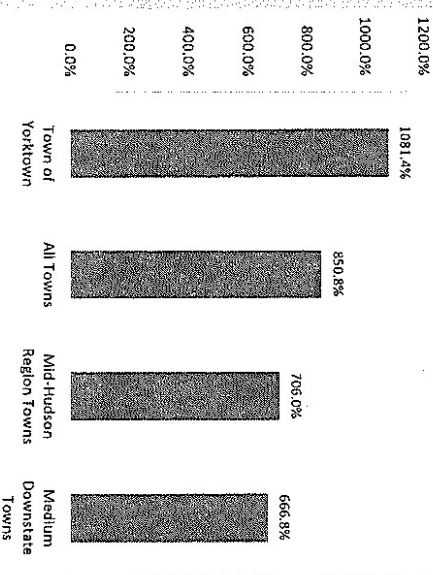
### Indicator 4

Cash Investment / Current Liability



### Indicator 5

Cash as a % of Monthly Expenditures




Indicator 4's Peer Group scores are based on the median instead of the mean average.

**Town of Yorktown**


**Indicator 8**

**Personal Services and Employee Benefits as a % of Revenues**

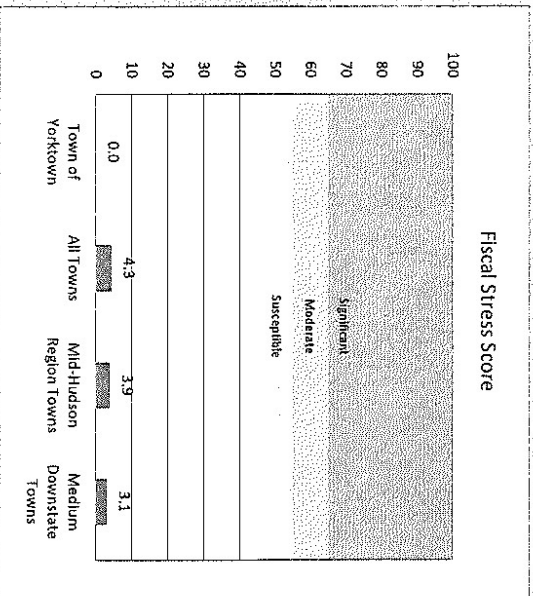


**Indicator 9**

**Debt Services as a % of Revenues**



**Fiscal Stress Score**



This page provides graphical comparisons of financial indicators for the selected municipally against selected peer groups. Peer groups include data for municipalities for which current AUDs have been filed. The tables show the number of municipalities which are included in each selected peer group. Greater caution should be taken when the number of units in the comparison group is small.

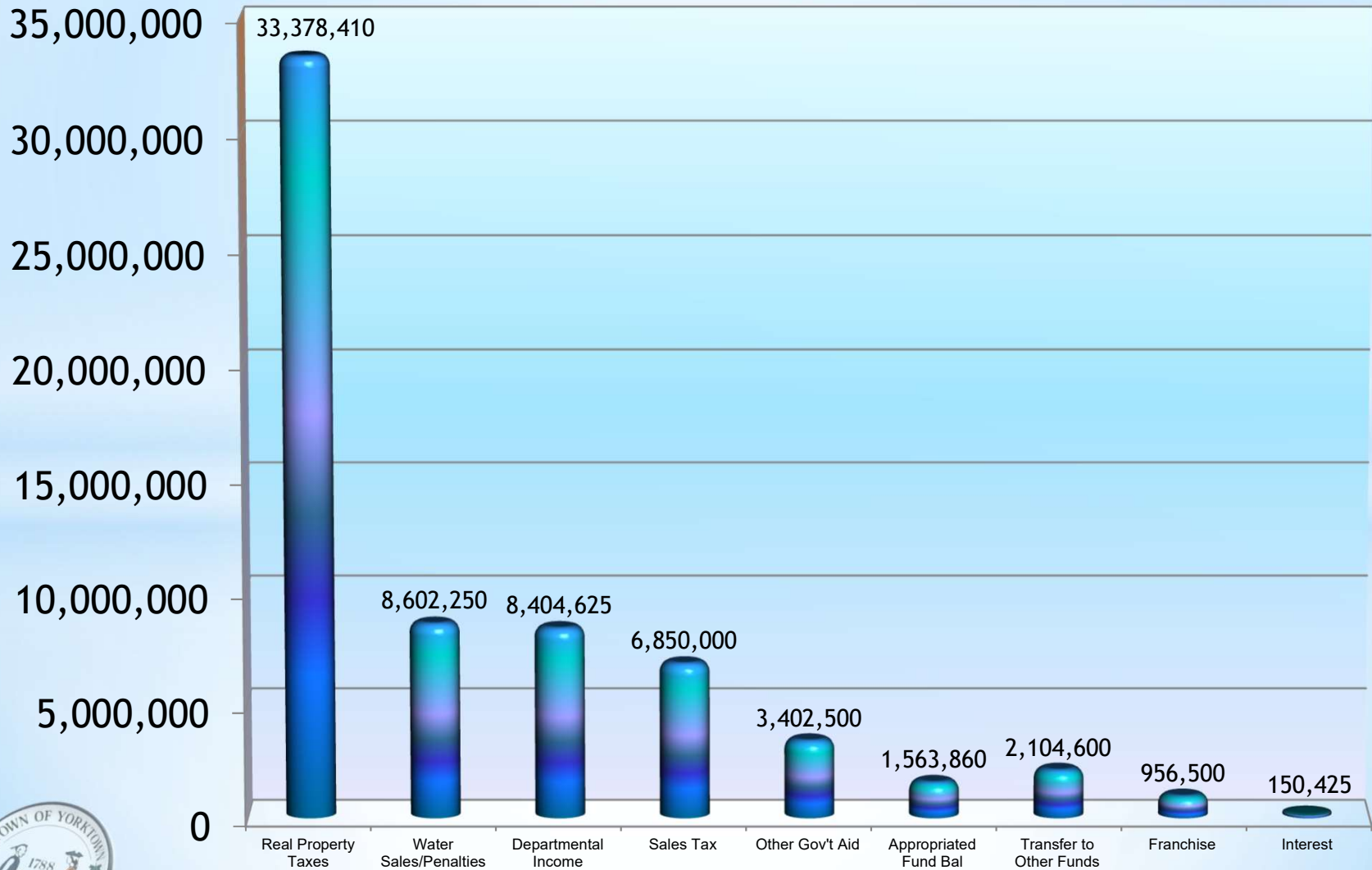
Data as of 8/31/2021

Copyright © 2013 The New York State Office of the State Comptroller

2023 Preliminary Budget Summary								
Fund	Code	2023 Appropriations	2023 Revenue	Appropriated Fund Balance	2023 Tax Levy	2023 Estimated Tax Rate as of 9/23/22*	2022 Actual Tax Rate	Variance %
General	A	32,947,622	18,462,920	1,150,000	13,334,702			
Highway	D	7,121,515	875,250		6,246,265			
Library	L	2,681,170	408,400	100,000	2,172,770			
Subtotal		42,750,307	19,746,570	1,250,000	21,753,737	165.78	167.72	-0.012
Parks								
Amazon Park	AP	12,700	300		12,400	35.35	35.41	-0.002
Bethel Acres	BA	2,750			2,750	14.01	12.74	0.100
Mohegan Improvement	ID	154,765	16,000	64,210	74,555	9.38	9.38	0.000
Mohegan Beach	MB	76,150	750	20,400	55,000	26.50	26.67	-0.006
Mohegan Highlands	MH	36,075	150		35,925	63.09	63.35	-0.004
Shrub Oak Community	SC	66,750	750	2,500	63,500	90.67	90.74	-0.001
Shrub Oak Lake	SL	25,750	500	10,000	15,250	16.84	16.94	-0.006
Sewers								
Osceola Sewer	OS	57,500	300	12,250	44,950	16.97	16.81	0.009
Yorktown Sewer	YS	4,148,354	1,879,880	150,000	2,118,474	528.43	567.15	-0.068
Bonnie & Jill Sewer	GE	8,100	100		8,000	130.25	122.11	0.067
Clover Road Sewer	GA	7,500			7,500	136.79	134.05	0.020
Mohegan East Sewer	GB	243,830	125		243,705	376.40	376.31	0.000
Mohegan West Sewer	GC	70,762	150		70,612	221.83	220.01	0.008
Hunterbrook Sewer	GD	402,896	600	20,000	382,296	190.12	189.74	0.002
Oakside Sewer	GF	78,761	250	7,500	71,011	320.16	318.80	0.004
Hunterbrook Ext 202	GJ	11,500	250	5,250	6,000	13.50	13.16	0.026
Suncrest Sewer	GH	56,850	300	6,500	50,050	857.46	856.60	0.001
Gomer Street Sewer	GI	49,250	100	1,000	48,150	574.10	571.72	0.004
Overlook Sewer	GG	106,500	250	10,000	96,250	710.96	703.21	0.011
Various								
Open Space	C							
Emergency Medical	SM	757,050	25,400		731,650	5.45	5.47	-0.003
Special Refuse	SR	5,955,455	98,925		5,856,530	525.12	388.65	35.115
Water District	SW	10,289,365	8,670,500		1,618,865	14.14	14.80	-0.045
Kitchawan Water District	SW2	44,250	33,750	4,250	6,250	3.04	3.07	-0.009
Grand Total		65,413,170	30,475,900	1,563,860	33,373,410			

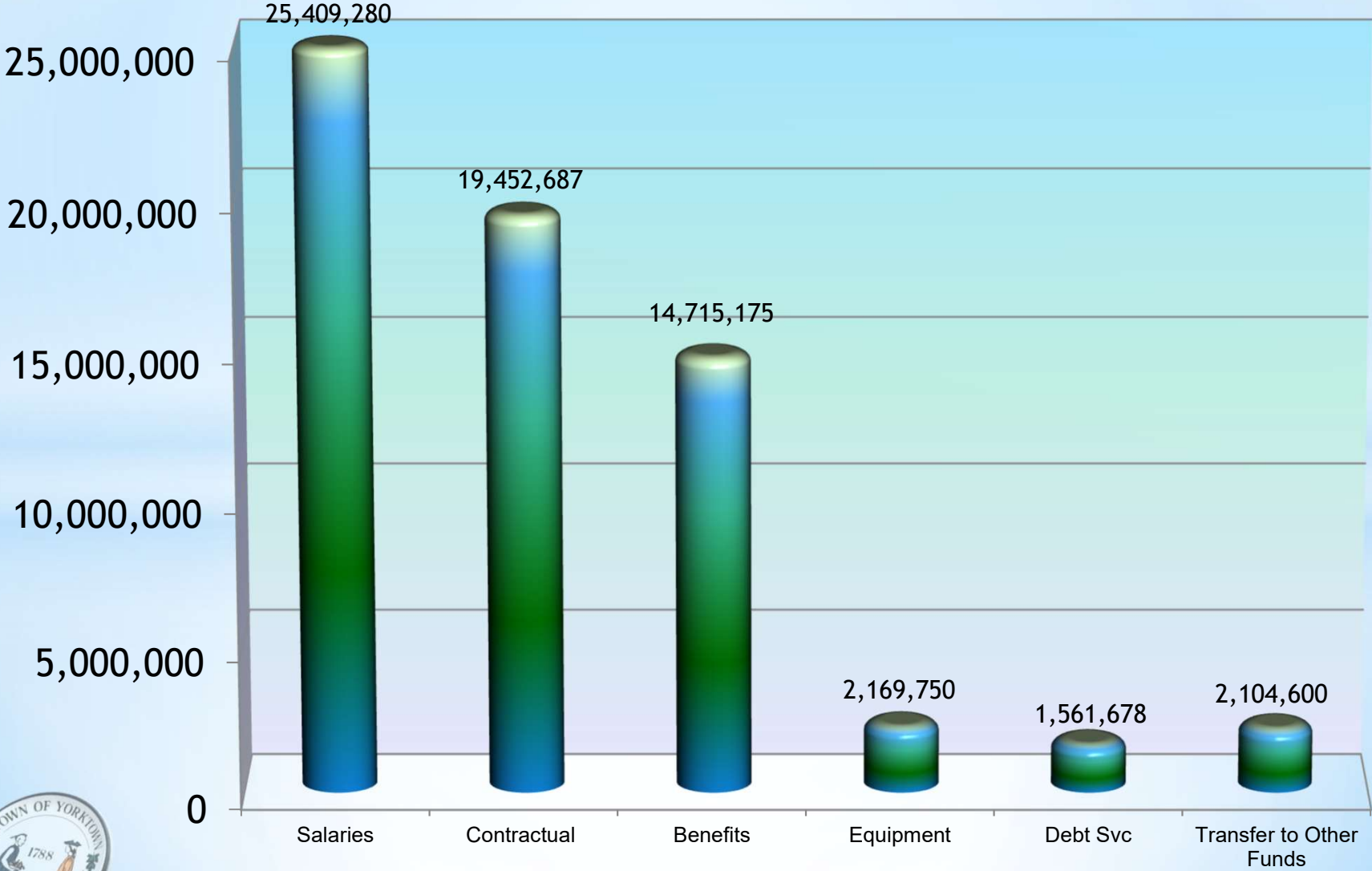
# 2023 Budgeted Revenues by CATEGORY

## \$ 65,413,170



# 2023 Budgeted Expenditures by CATEGORY

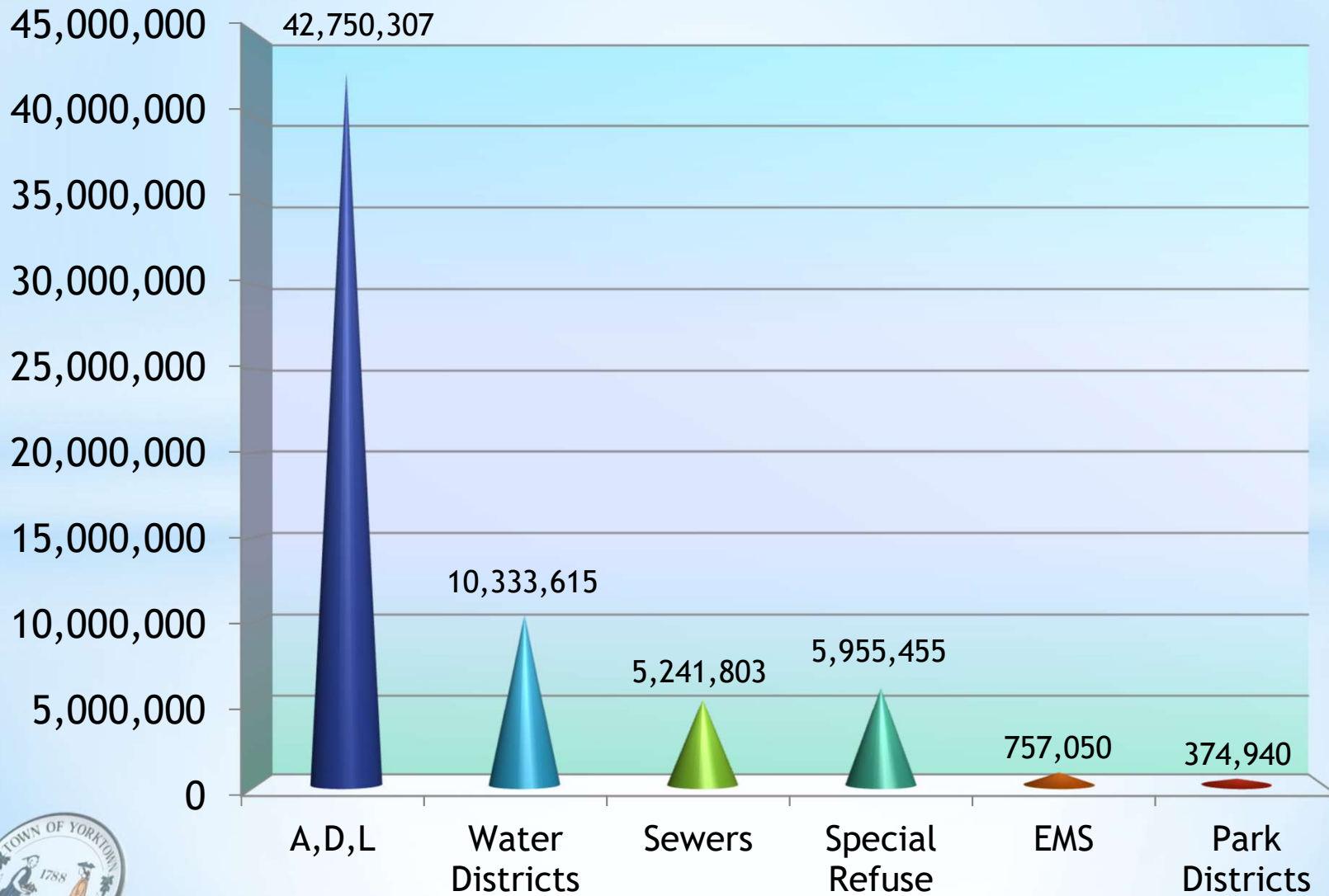
## \$ 65,413,170



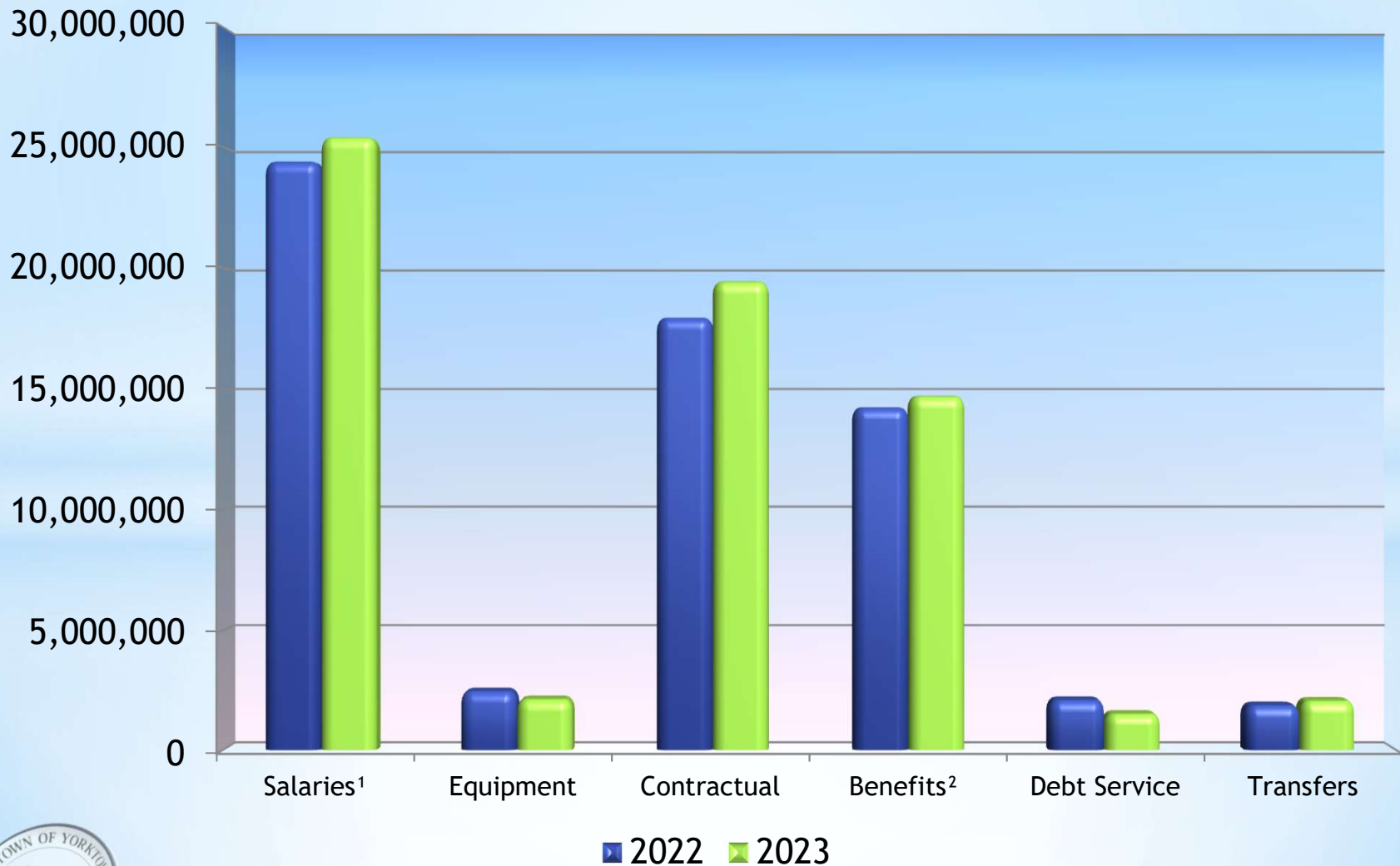


# 2023 Budgeted Appropriations by FUND

## \$ 65,413,170



# Expenditure Comparison 2022 vs. 2023



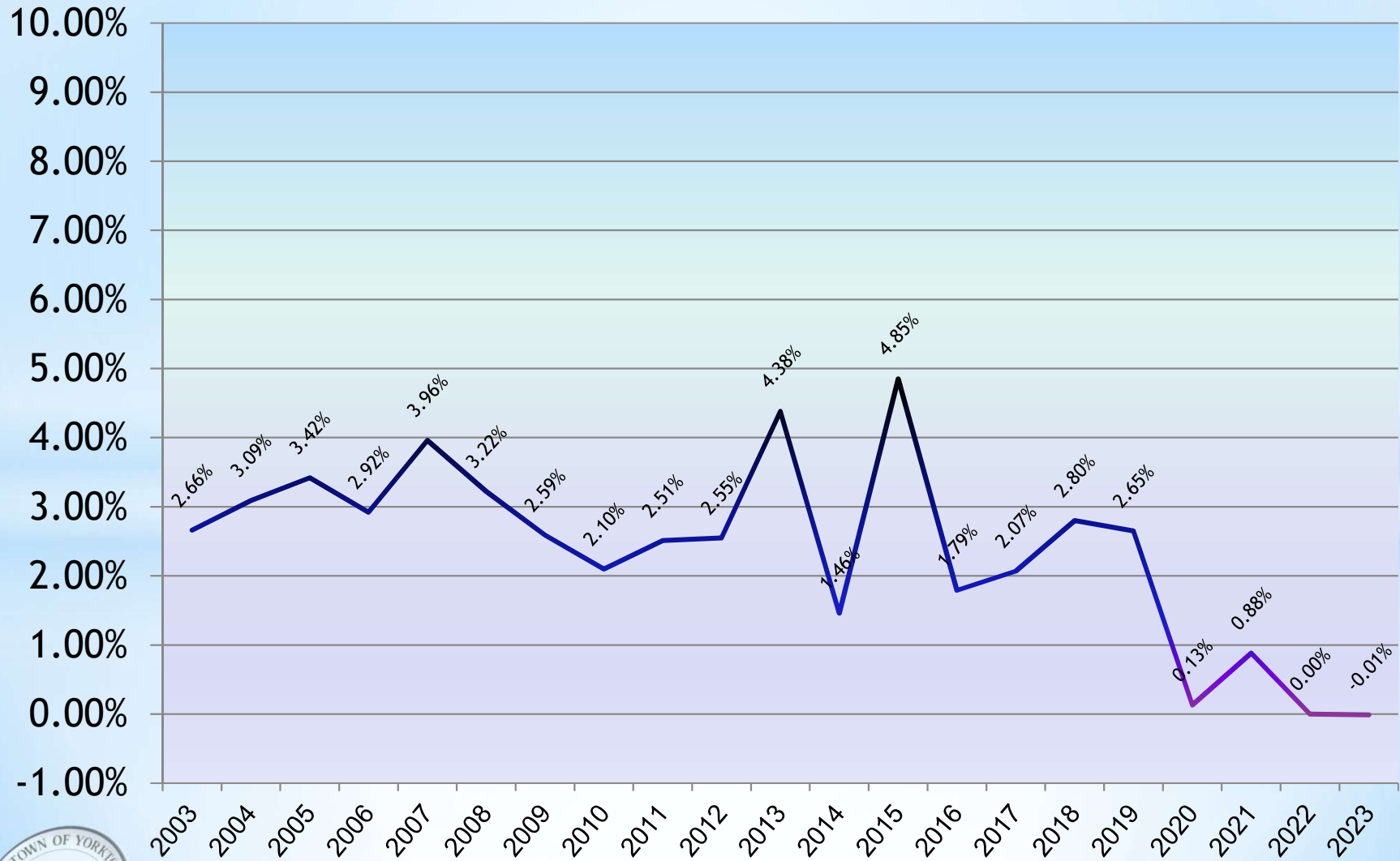
**Salaries<sup>1</sup>**-include PT, OT, Longevity, Lump Sum, Seasonal, Holiday Pay, Lump Vac, Stipend, Night Diff  
**Benefits<sup>2</sup>**-include Med, Dental, Vision, Retirement, Payroll & MTA Tax, Workers Comp, EAP, Unemp, FSA Admin, Emp Testing

# Major Changes to Expenditures

Description	2022 Adopted	2023 Preliminary	Difference
Bond Anticipation Notes			
Principal	912,250	309,750	-602,500
Interest	73,750	120,115	46,365
Equipment	1,075,600	924,175	-151,425
Medical (Active)	4,520,125	5,042,600	522,475
Medical (Retirees)	2,344,000	2,207,525	-136,475
Paramedic Contract	715,000	757,050	42,050
Refuse Contract	2,050,000	3,500,000	1,450,000
Retirement	2,497,925	2,458,200	-39,725
Retirement - Police	2,175,500	2,190,900	15,400
Salary - Full Time	14,072,950	14,557,630	504,680
Salary- Police	6,925,000	7,450,550	525,550
Salary - Part Time	1,126,825	1,166,775	39,950
<b>Actual Expense</b>	<b>2021</b>	<b>2022</b> <i>(as of 10/19/22)</i>	
Workers Comp <i>Includes Medical claims, Expenses, Scheduled Loss of Use (SLU), Indemnity</i>	949,310	435,730	



# % Change in Tax Rate



Current vs Prior Budget Comparison

2023 Preliminary Budget Summary

Fund	Appropriations	Less Revenues	Less Fund Balance	Tax Levy
General	32,947,622	18,462,920	1,150,000	13,334,702
Highway	7,121,515	875,250	0	6,246,265
Library	2,681,170	408,400	100,000	2,172,770
Total	42,750,307	19,746,570	1,250,000	21,753,737

2023 Assessment	131,218,411	Tax levy change 22 to 23	(109,724)
2023 Tax Rate	165.78	% Tax rate change 22 to 23	-1.13%

2022 Adopted Budget Summary

Fund	Appropriations	Less Revenues	Less Fund Balance	Tax Levy
General	32,445,866	17,989,400	1,006,500	13,449,966
Highway	7,117,325	868,500		6,248,825
Library	2,634,620	404,950	65,000	2,164,670
Total	42,197,811	19,262,850	1,071,500	21,863,461

2022 Assessment	130,396,259	Tax levy change 21 to 22	91,328
2022 Tax Rate	167.67	% Tax rate change 21 to 22	-0.34%

BUDGETED TAX RATE SUMMARY					
GENERAL, HIGHWAY, LIBRARY					
1990 - 2023					
Year	Assessed Valuation	Assessed Valuation % Change	Budgeted Tax Rate	Budgeted Tax Rate % Change	A,D,L Appropriations
1990	126,910,375	0.76	81.16	4.32	17,569,154
1991	128,582,815	1.32	87.56	7.89	18,010,412
1992	127,027,967	(1.21)	81.22	(7.24)	18,158,247
1993	123,543,326	(2.74)	77.18	(4.98)	17,481,319
1994	120,545,172	(2.43)	77.28	0.13	17,706,464
1995	119,903,456	(0.53)	83.66	8.26	17,882,812
1996	119,729,423	(0.15)	87.43	4.51	18,423,170
1997	120,863,316	0.95	91.24	4.36	18,650,219
1998	121,666,212	0.66	93.26	2.22	19,532,407
1999	121,630,651	(0.03)	96.02	2.96	20,147,977
2000	122,800,742	0.96	98.20	2.27	20,848,397
2001	123,384,858	0.48	101.64	3.51	21,487,339
2002	121,887,988	(1.21)	104.35	2.67	22,508,060
2003	123,290,428	1.15	107.13	2.66	23,525,043
2004	123,725,905	0.35	110.44	3.09	26,182,512
2005	124,431,662	0.57	114.22	3.42	27,701,411
2006	124,783,381	0.28	117.56	2.92	28,426,488
2007	124,833,331	0.04	122.21	3.96	29,594,448
2008	125,025,377	0.15	126.15	3.22	30,594,642
2009	125,922,341	0.72	129.41	2.59	30,009,098
2010	127,310,141	1.10	132.13	2.10	29,972,125
2011	127,412,430	0.08	135.45	2.51	30,038,243
2012	126,638,090	(0.61)	138.91	2.55	30,948,122
2013	126,568,929	(0.05)	144.99	4.38	32,424,674
2014	126,248,104	(0.25)	147.49	1.46	33,814,063
2015	126,577,490	0.26	154.64	4.85	34,992,549
2016	126,617,107	0.03	157.41	1.79	35,277,154
2017	127,094,241	0.38	160.66	2.07	36,151,200
2018	127,382,169	0.23	165.15	2.80	37,466,180
2019	127,705,737	0.25	169.53	2.65	38,846,285
2020	128,330,538	0.97	169.75	0.13	40,161,490
2021	129,403,013	0.84	168.25	-0.88	40,202,738
				Variance %	
2022	130,396,259	0.77	167.72	0.00	42,166,311
2023	131,218,411	0.63	165.78	-0.012	42,750,307

## 2023 Preliminary Budget Tax Implications

Tax implications for the typical Yorktown homeowner with an assessed valuation of \$10,000:

Town tax bill for typical resident with Town utilities - Not Including Refuse District:

General, Highway and Library	1,657.83
Water District	141.37
Emergency Medical Services	54.55
<hr/>	
Total	1,853.74
2023 Typical Tax Bill with utilities - Not Including Refuse District	1,853.74
2022 Typical Tax Bill with utilities - Not Including Refuse District	1,879.33
<b>Dollar Amount of Change</b>	<b>(25.59)</b>
% Change	-1.36

Town tax bill for typical resident with Town utilities - Including Refuse District:

Refuse District	525.12
<hr/>	
2023 Typical Tax Bill with utilities - Including Refuse District	2,378.87
2022 Typical Tax Bill with utilities - Including Refuse District	2,268.02
<b>Dollar Amount of Change</b>	<b>110.85</b>
% Change	4.89

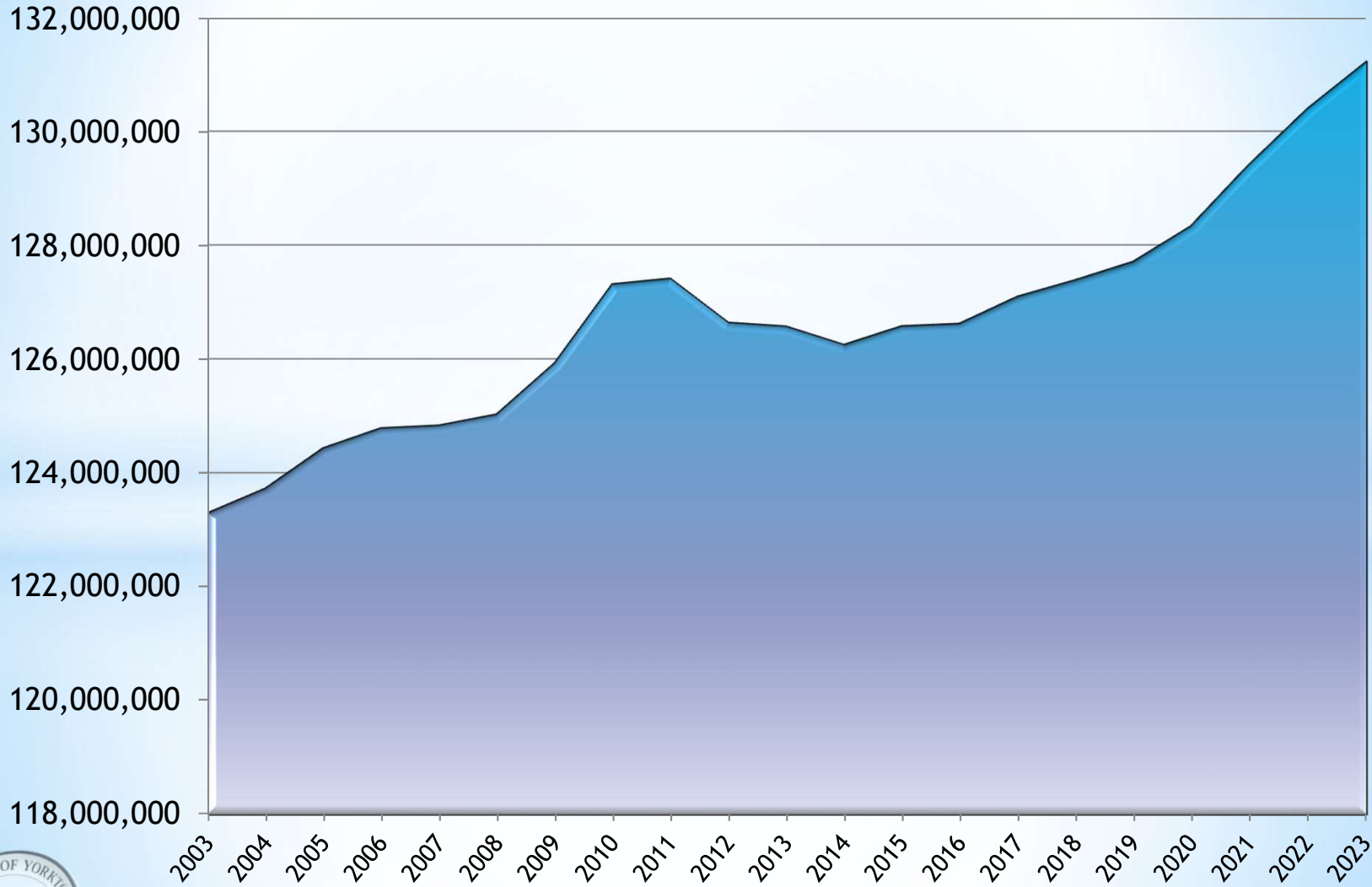
Town tax bill for typical resident without Town utilities - Not Including Refuse District:

General, Highway and Library	1,657.83
Emergency Medical Services	54.55
<hr/>	
Total	1,712.38
2023 Typical Tax Bill without utilities - Not Including Refuse District	1,712.38
2022 Typical Tax Bill without utilities - Not Including Refuse District	1,731.35
<b>Dollar Amount of Change</b>	<b>(18.97)</b>
% Change	-1.10

Town tax bill for typical resident without Town utilities - Including Refuse District:

Refuse District	525.12
<hr/>	
2023 Typical Tax Bill without utilities - Including Refuse District	2,237.50
2022 Typical Tax Bill without utilities - Including Refuse District	2,120.04
<b>Dollar Amount of Change</b>	<b>117.46</b>
% Change	5.54

# Assessed Valuation





Fund Balance by Category							
			Non Spendable	Restricted	Assigned	Unassigned	Total
			Fund Balance	Fund Balance	Fund Balance	Fund Balance	Fund Balance
		Code	12/31/2021	12/31/2021	12/31/2021	12/31/2021	12/31/2021
Fund	General	A	773,556	872,699	2,105,974	22,274,392	26,026,621
	Highway	D	72,701		2,576,879		2,649,580
	Library	L	39,370	105,985	2,051,405		2,196,760
Parks	Amazon Park	AP			30,278		30,278
	Bethel Acres	BA			127		127
	Mohegan Improvement	ID			320,083		320,083
	Mohegan Beach	MB			189,703		189,703
	Mohegan Highlands	MH			34,576		34,576
	Shrub Oak Community	SC			247,698		247,698
	Shrub Oak Lake	SL			129,021		129,021
Sewers	Osceola Sewer	OS			162,808		162,808
	Yorktown Sewer	YS	35,124	608,990	2,987,883		3,631,997
	Bonnie & Jill Sewer	GE			59,272		59,272
	Clover Road Sewer	GA			78,790		78,790
	Mohegan East Sewer	GB			4,270		4,270
	Mohegan West Sewer	GC		10,906	31,010		41,916
	Hunterbrook Sewer	GD			183,606		183,606
	Oakside Sewer	GF		64,633	74,397		139,030
	Hunterbrook Ext 202	GJ			159,168		159,168
	Suncrest Sewer	GH			170,545		170,545
	Gomer Street Sewer	GI			30,296		30,296
	Overlook Sewer	GG		59,520	70,139		129,659
Various	Open Space	C			150,388		150,388
	Emergency Medical	SM			41,691		41,691
	Special Refuse	SR	31,948	131,213	455,478		618,639
Water	Water District	SW	63,234	463,547	3,924,157		4,450,938
	Kitchawan Water District	SW2			138,692		138,692
Debt	Debt Service (Stony St)	DS 20		62,662			62,662
	Fund Balance Definitions						
	Non Spendable Fund Balance	Cannot be spent because they are legally or contractually required to be maintained intact - Ex: prepaid items					
	Restricted Fund Balance	Can only be spent for certain purposes because of restrictions set by law. The State regulates establishment and funding					
	Assigned Fund Balance	These amounts are intended to be spent for a specific purpose expressed by the Town Board					
	Unassigned Fund Balance	These are amounts that are available to be spent for any Town purpose					
		Only the General Fund can have an Unassigned Fund Balance					

2023 Projected Four Year Financial Model

2023 Preliminary Budget Summary

Fund	Appropriations	Less Revenues	Less Fund Balance	Tax Levy
General	32,947,622	18,462,920	1,150,000	13,334,702
Highway	7,121,515	875,250	0	6,246,265
Library	2,681,170	408,400	100,000	2,172,770
Total	42,750,307	19,746,570	1,250,000	21,753,737
9/23/22 Assessment	130,396,259		Tax levy change 2022 to 2023	(109,724)
2023 Tax Rate	165.78		% Tax rate change 2022 to 2023	-1.13%

2024 Estimated Budget Summary

Fund	Appropriations	Less Revenues	Less Fund Balance	Tax Levy
General	33,771,313	18,647,549	0	15,123,763
Highway	7,299,553	884,003	0	6,415,550
Library	2,748,199	412,484	0	2,335,715
Total	43,819,065	19,944,036	0	23,875,029
2023 Assessment	131,706,741		Tax levy change 2023 to 2024	2,121,292
2024 Tax Rate	181.27		% Tax rate change 2023 to 2024	9.34%

2025 Estimated Budget Summary

Fund	Appropriations	Less Revenues	Less Fund Balance	Tax Levy
General	34,615,595	18,834,025	0	15,781,571
Highway	7,482,042	892,843	0	6,589,199
Library	2,816,904	416,609	0	2,400,295
Total	44,914,541	20,143,476	0	24,771,065
2024 Assessment	133,030,394		Tax levy change 2024 to 2025	896,036
2025 Tax Rate	186.21		% Tax rate change 2024 to 2025	2.72%

2026 Estimated Budget Summary

Fund	Appropriations	Less Revenues	Less Fund Balance	Tax Levy
General	35,480,985	19,022,365	0	16,458,620
Highway	7,669,093	901,771	0	6,767,322
Library	2,887,327	420,775	0	2,466,552
Total	46,037,405	20,344,911	0	25,692,494
2025 Assessment	134,367,350		Tax levy change 2025 to 2026	921,429
2026 Tax Rate	191.21		% Tax rate change 2025 to 2026	2.69%

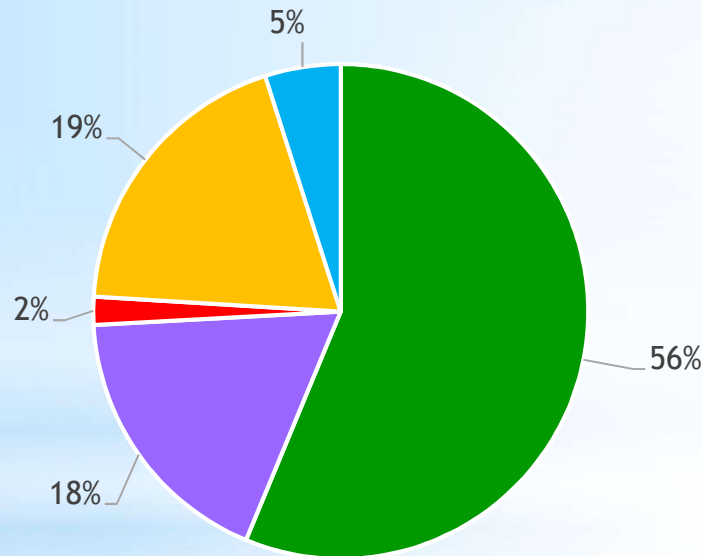
Inflationary assumptions: 1% per year for revenues and 2.5% expenditures

Assessed valuation assumptions: Increase of .5% for annually.

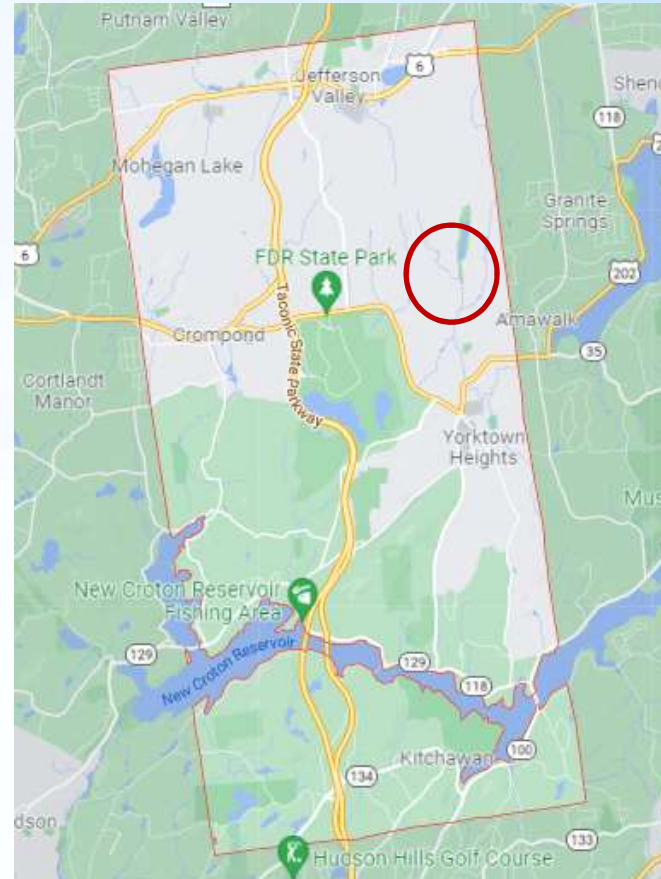
2023 Tentative Budget includes non-reoccurring expenditures

**2024-2026 Estimated Budgets do not include a fund balance allocation**

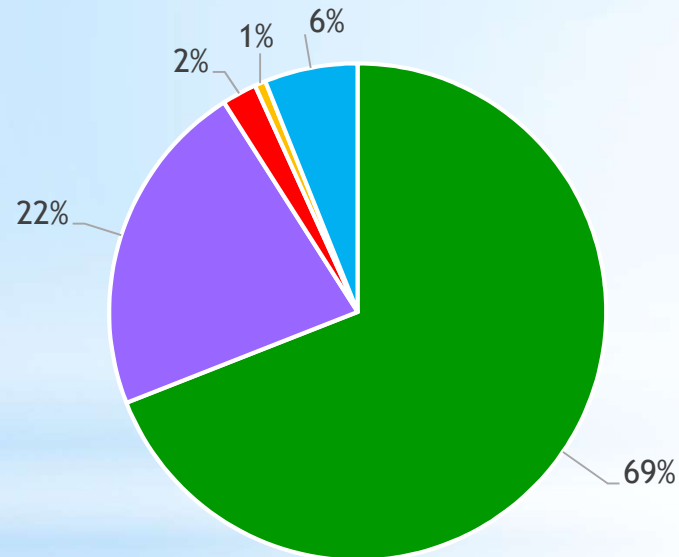
# 2023 - HOW MY TOWN TAX IS DISTRIBUTED EXAMPLE BASED ON \$10,000 ASSESSMENT



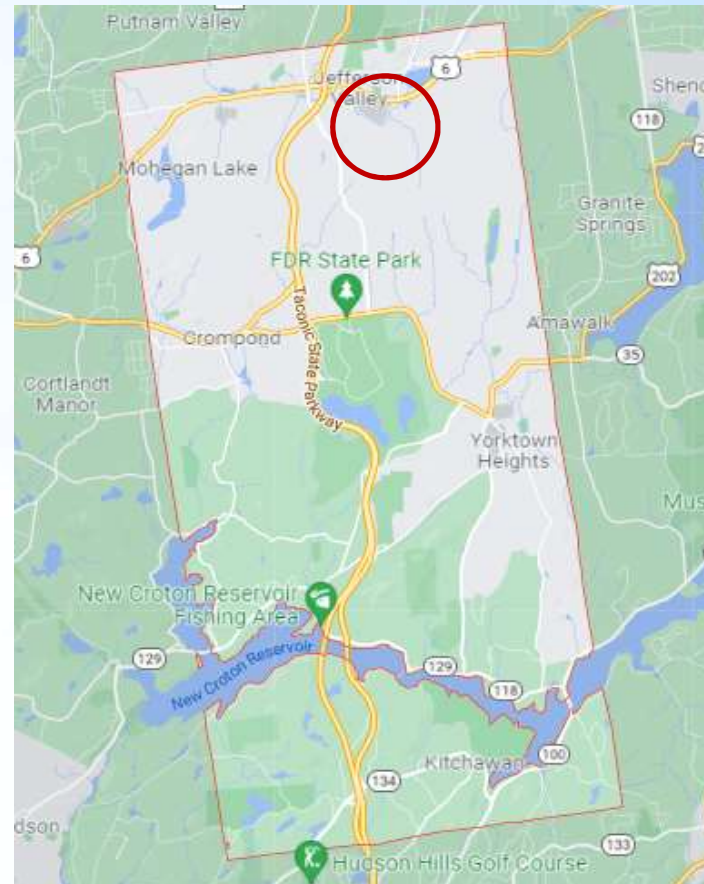
- GENERAL/HIGHWAY/LIBRARY
- REFUSE/RECYCLING
- ADVANCED LIFE SUPPORT
- HALLOCKS MILL SEWAGE
- CONSOLIDATED WATER



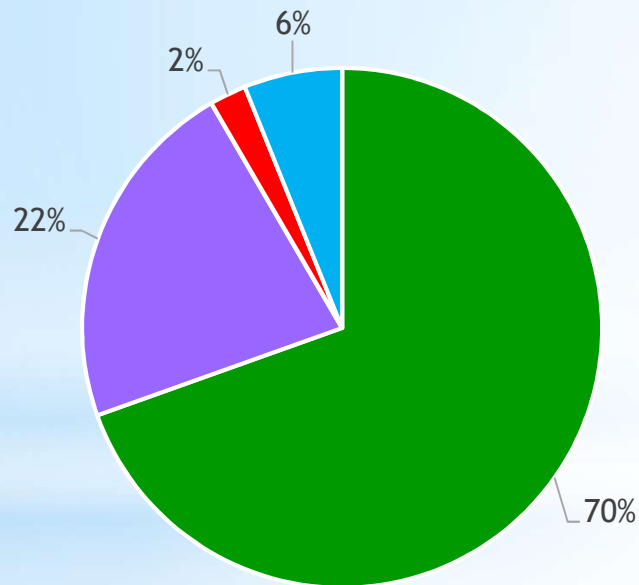
# 2023 - HOW MY TOWN TAX IS DISTRIBUTED EXAMPLE BASED ON \$10,000 ASSESSMENT



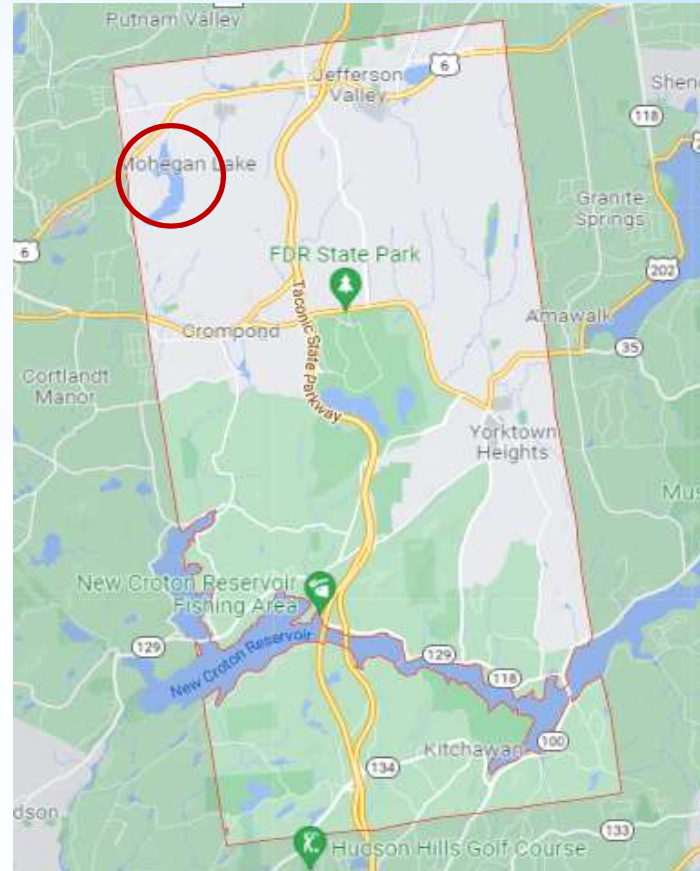
- GENERAL/HIGHWAY/LIBRARY
- REFUSE/RECYCLING
- ADVANCED LIFE SUPPORT
- OSCEOLA SEWER
- CONSOLIDATED WATER



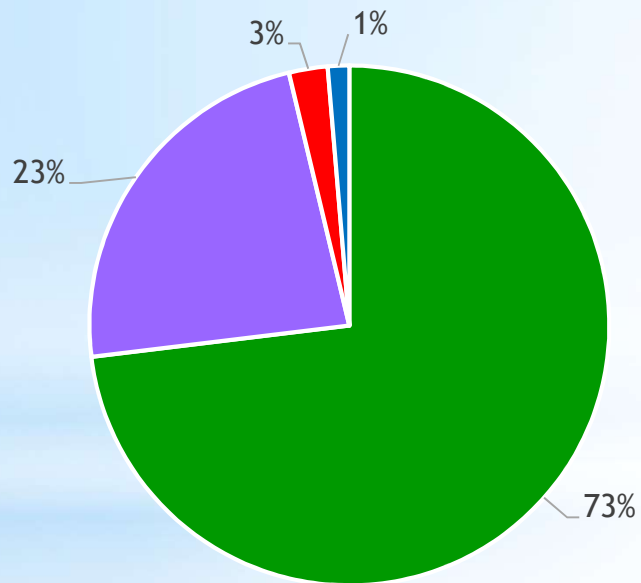
# 2023 - HOW MY TOWN TAX IS DISTRIBUTED EXAMPLE BASED ON \$10,000 ASSESSMENT



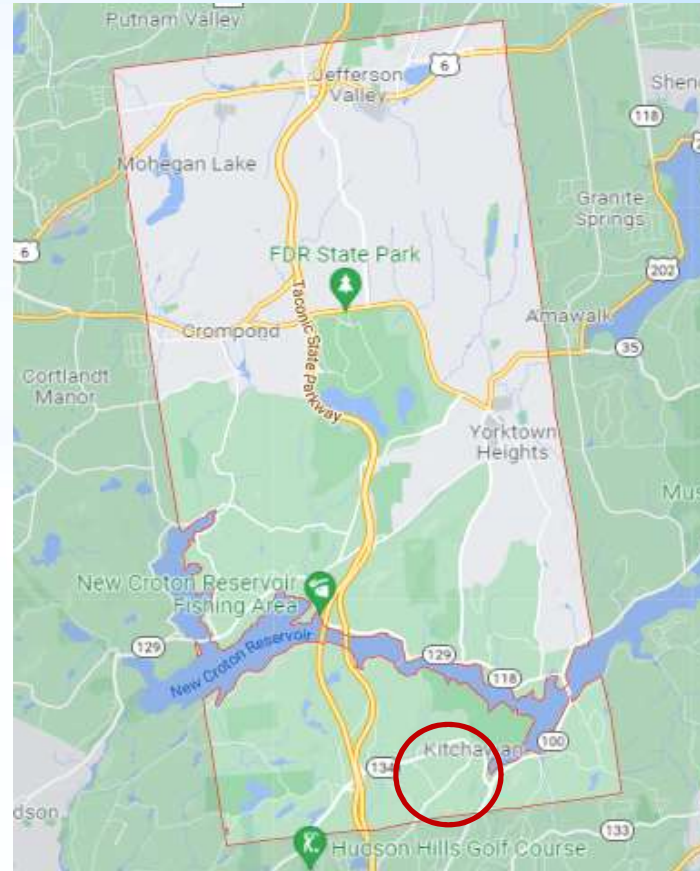
- GENERAL/HIGHWAY/LIBRARY
- REFUSE/RECYCLING
- ADVANCED LIFE SUPPORT
- CONSOLIDATED WATER



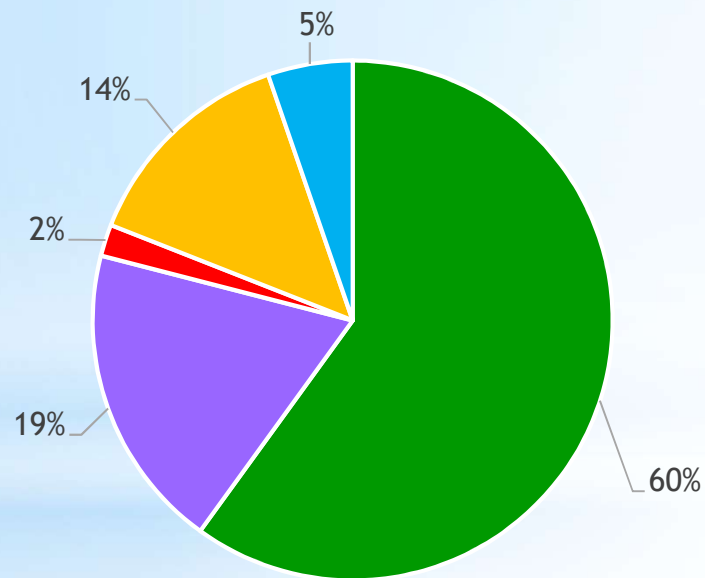
# 2023 - HOW MY TOWN TAX IS DISTRIBUTED EXAMPLE BASED ON \$10,000 ASSESSMENT



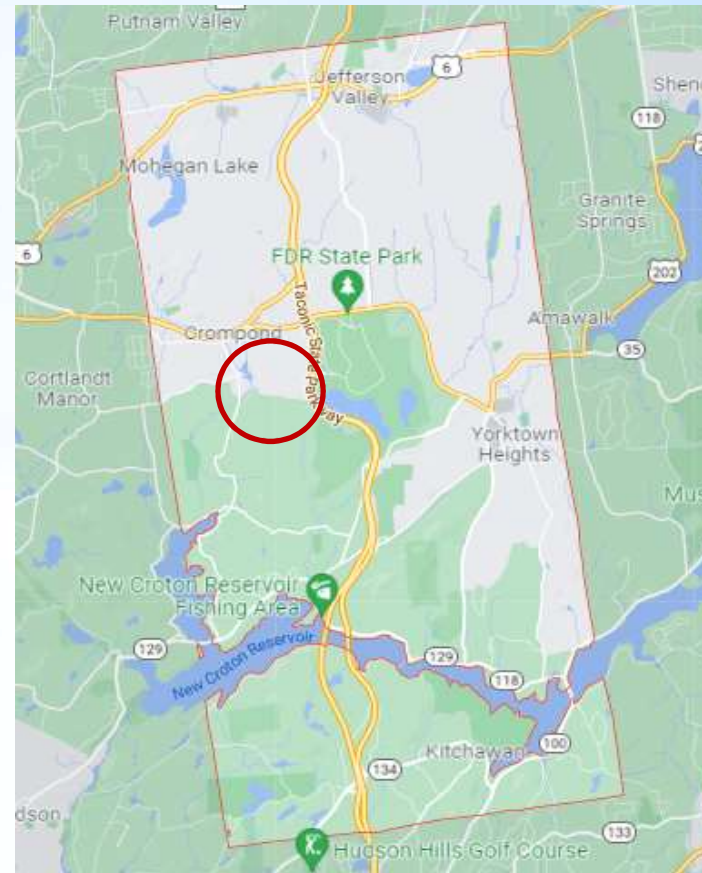
- GENERAL/HIGHWAY/LIBRARY
- REFUSE/RECYCLING
- ADVANCED LIFE SUPPORT
- KITCHAWAN WATER



# 2023 - HOW MY TOWN TAX IS DISTRIBUTED EXAMPLE BASED ON \$10,000 ASSESSMENT

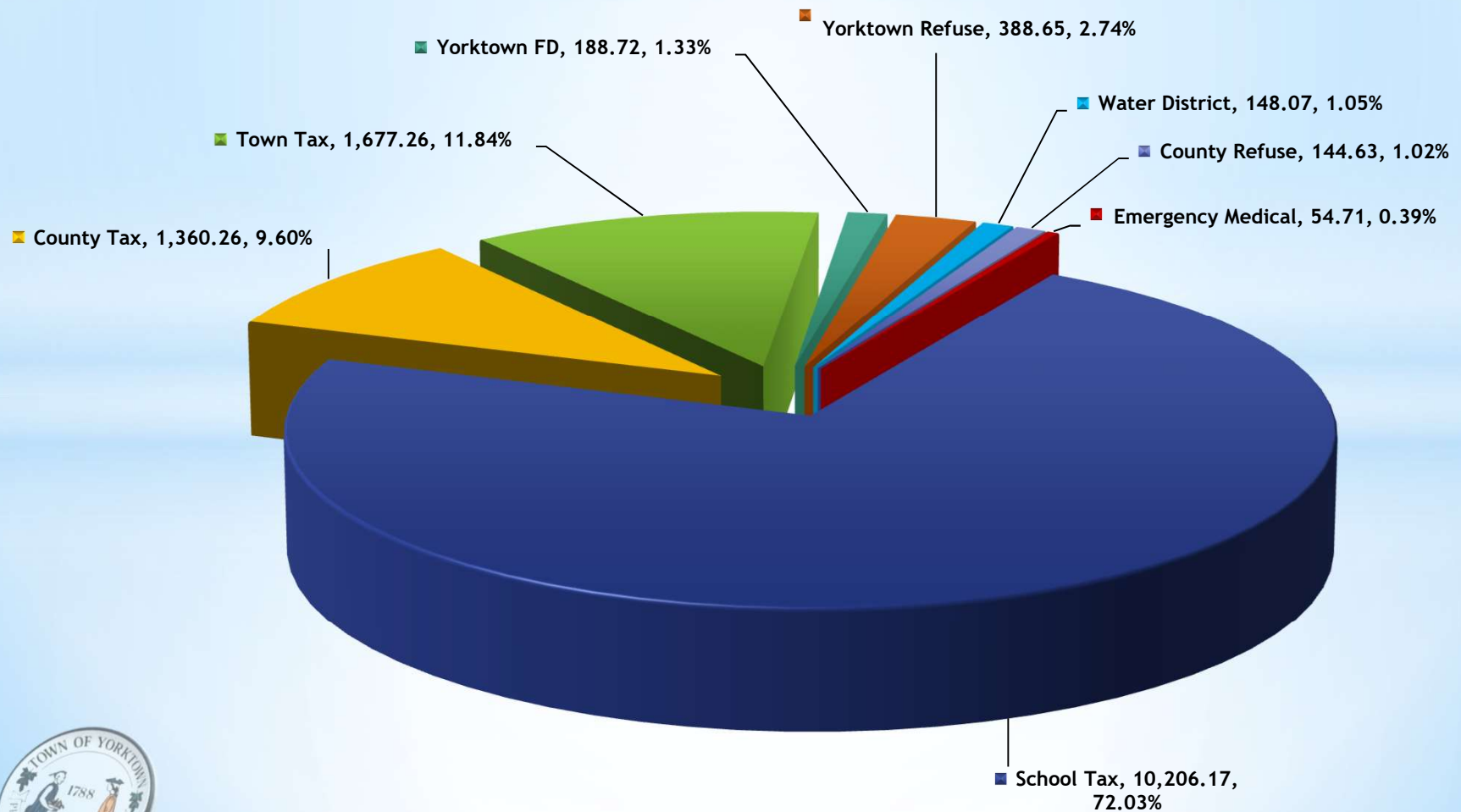


- GENERAL/HIGHWAY/LIBRARY
- REFUSE/RECYCLING
- ADVANCED LIFE SUPPORT
- HUNTERBROOK SEWER
- CONSOLIDATED WATER



# What does your tax bill pay for if you live in the Yorktown Central School District?

## 2022 Town/County & 2022-23 School Taxes: \$14,168.47\*

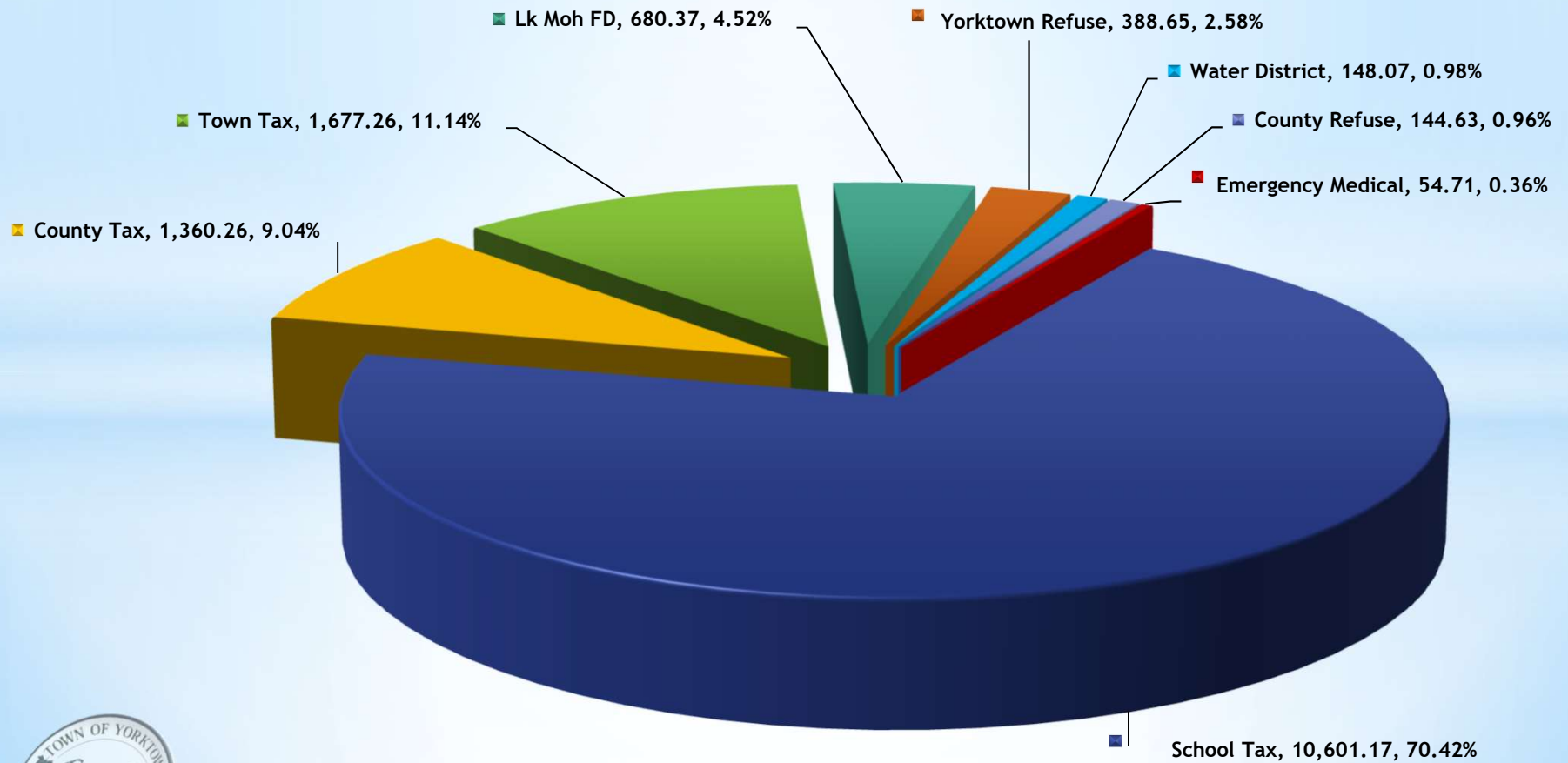


*\*Does not include sewer taxes; Based on \$10,000 assessed value*





# What does your tax bill pay for if you live in the Lakeland Central School District? 2022 Town/County & 2022-23 School Taxes: \$15,055.11\*



*\*Does not include sewer taxes; Based on \$10,000 assessed value*



# TOWN OF YORKTOWN

## Budget Preparation Report

Fiscal Year: 2023 Period From: 1 To: 12

Account	Description			Original	Adjusted	2022	2023	2023	2023	Variance To
		2020	2021	2022	2022	Actual	TENTATIVE	PRELIMINA	FINAL	
		Actual	Actual	Budget	Budget	Per 1-12	Stage	Stage	Stage	PRELIMINA
										Stage
<b>Dept 0000</b>	.									
A.0000.1001	REAL PROPERTY TAXES	13,026,425.00	13,224,647.31	13,449,966.00	13,449,966.00	13,449,966.00	13,334,702.00	13,334,702.00		-0.86%
A.0000.1002	APPR FUND BALANCE	0.00	0.00	1,006,500.00	3,736,364.33	(200,000.00)	1,150,000.00	1,150,000.00		14.26%
A.0000.1002.0008	APPR FUND BAL RES ACCR EMP BEN	0.00	0.00	0.00	121,493.16	0.00				0.00%
A.0000.1081	PAYMENTS IN LIEU OF TAXES	44,883.00	45,915.00	59,250.00	59,250.00	63,263.00	60,700.00	60,700.00		2.45%
A.0000.1090	PROPERTY TAX INTEREST/PENALTIE	696,127.54	661,464.88	800,000.00	800,000.00	622,396.47	800,000.00	800,000.00		0.00%
A.0000.1120	SALES TAX	7,479,215.00	8,692,914.00	6,850,000.00	6,850,000.00	4,628,621.00	6,850,000.00	6,850,000.00		0.00%
A.0000.1170	FRANCHISE	868,300.87	832,088.19	850,000.00	850,000.00	623,626.75	850,000.00	850,000.00		0.00%
A.0000.1170.0001	TOWING CONTRACT..	106,500.00	106,500.00	106,500.00	106,500.00	7,099.00	106,500.00	106,500.00		0.00%
A.0000.1170.0002	PUBLIC EDUCATION GRANTS	15,000.00	0.00	15,000.00	15,000.00	15,000.00				-100.00%
A.0000.1232	TAX COLLECTOR FEES	1,906.16	3,184.71	3,000.00	3,000.00	1,635.52	3,000.00	3,000.00		0.00%
A.0000.1233	TAX ADJUSTMENTS	60,924.44	34,830.00	50,000.00	50,000.00	63,910.03	50,000.00	50,000.00		0.00%
A.0000.1234	TITLE SEARCH FEE	4,627.28	0.00	1,500.00	1,500.00	1,734.84	1,500.00	1,500.00		0.00%
A.0000.1250	ASSESSOR FEES	210.00	166.00	1,000.00	1,000.00	224.00	750.00	750.00		-25.00%
A.0000.1255	TOWN CLERK FEES	14,446.05	44,505.45	25,000.00	25,000.00	34,030.21	25,000.00	25,000.00		0.00%
A.0000.1255.0001	BIRTH/DEATH CERTIFICATES..	16,700.00	14,000.00	15,500.00	15,500.00	14,120.00	15,500.00	15,500.00		0.00%
A.0000.1315	BAD CHECK FEE	140.00	60.00	250.00	250.00	80.00	250.00	250.00		0.00%
A.0000.1520	POLICE FEES	2,658.75	2,860.83	4,500.00	4,500.00	2,264.25	3,000.00	3,000.00		-33.33%
A.0000.1521	PERMITS	2,700.00	2,245.00	15,000.00	15,000.00	1,935.00	3,000.00	3,000.00		-80.00%
A.0000.1989	SECTION 8 REIMBURSEMENT	135,175.05	193,477.02	171,500.00	171,500.00	122,431.82	178,420.00	178,420.00		4.03%
A.0000.2001	RECREATION FEES	12,139.81	54,477.60	65,000.00	65,000.00	70,177.72	55,000.00	55,000.00		-15.38%
A.0000.2001.0003	LEGACY REVENUE	5,887.62	11,923.75	20,000.00	20,000.00	32,253.20	40,000.00	40,000.00		100.00%
A.0000.2001.0004	RECREATION FEES.CAMP	925.00	170,352.70	485,000.00	485,000.00	393,351.25	420,000.00	420,000.00		-13.40%
A.0000.2001.0005	RECREATION FEES.POOL	19,022.00	275,016.75	375,000.00	375,000.00	361,470.33	365,000.00	365,000.00		-2.67%

# TOWN OF YORKTOWN

## Budget Preparation Report

Fiscal Year: 2023 Period From: 1 To: 12

Account	Description			Original	Adjusted	2022	2023	2023	2023	Variance To
		2020	2021	2022	2022	2022	2023	2023	2023	
		Actual	Actual	Budget	Budget	Actual Per 1-12	TENTATIVE Stage	PRELIMINA Stage	FINAL Stage	PRELIMINA Stage
<b>Dept 0000</b>	.									
A.0000.2001.0006	RECREATION FEES.YOUTH PRG	53,554.20	192,632.96	175,000.00	175,000.00	228,804.28	185,000.00	185,000.00		5.71%
A.0000.2001.0007	RECREATION FEES.ADULT PRG	17,725.80	45,589.33	62,500.00	62,500.00	54,259.20	60,000.00	60,000.00		-4.00%
A.0000.2001.0008	RECREATION FEES.GRANITE KNOLLS REVENUE	27,912.75	36,015.50	75,000.00	75,000.00	53,237.60	70,000.00	70,000.00		-6.67%
A.0000.2001.0009	RECREATION FEES.CONCESSION STANDS	0.00	0.00	0.00	0.00	4,000.00				0.00%
A.0000.2025	YCCC FIXED ANNUAL RENTS	149,967.40	154,140.35	165,000.00	165,000.00	128,784.42	118,500.00	118,500.00		-28.18%
A.0000.2026	YCCC ONE TIME USE RENTS	3,969.00	10,640.50	35,000.00	35,000.00	24,426.00	35,000.00	35,000.00		0.00%
A.0000.2027	OVERTIME REIMBURSEMENT	1,612.50	0.00	12,500.00	12,500.00	0.00	12,500.00	12,500.00		0.00%
A.0000.2110	ZONING FEES	10,050.00	10,714.00	13,500.00	13,500.00	11,743.00	15,000.00	15,000.00		11.11%
A.0000.2113	WETLANDS PERMITS	0.00	1,800.00	2,500.00	2,500.00	3,300.00				-100.00%
A.0000.2114	ABACA	17,310.00	3,443.00	7,500.00	7,500.00	15,311.40	20,000.00	20,000.00		166.67%
A.0000.2115	PLANNING FEES	52,917.94	69,638.52	75,750.00	75,750.00	64,695.50	100,000.00	100,000.00		32.01%
A.0000.2116	INSPECTION FEES	87,509.00	145,590.00	175,000.00	175,000.00	159,159.63	200,000.00	200,000.00		14.29%
A.0000.2118	GEN DEVELOPMENT FEES	8,883.00	13,894.00	17,500.00	17,500.00	8,447.00	13,000.00	13,000.00		-25.71%
A.0000.2210	SERVICE TO OTHER GOVERNMENTS	183,987.00	198,715.40	260,000.00	260,000.00	155,475.20	260,000.00	260,000.00		0.00%
A.0000.2401	INTEREST EARNINGS	298,647.90	76,423.76	87,750.00	87,750.00	151,861.05	100,000.00	100,000.00		13.96%
A.0000.2401.0001	CAPITAL INTEREST..	21,388.10	3,736.06	4,500.00	4,500.00	7,761.56	2,400.00	2,400.00		-46.67%
A.0000.2410.0001	ANTENNA RENT..	394,499.94	443,603.92	429,000.00	429,000.00	424,038.06	472,900.00	472,900.00		10.23%
A.0000.2530	BINGO LICENSE FEE	407.46	0.00	0.00	0.00	10.00				0.00%
A.0000.2544	DOG LICENSE FEE	13,139.50	12,756.50	14,500.00	14,500.00	12,082.50	14,500.00	14,500.00		0.00%
A.0000.2555	BUILDING PERMITS	677,362.00	1,220,973.70	1,000,000.00	1,000,000.00	819,348.32	1,000,000.00	1,000,000.00		0.00%
A.0000.2556	CERTIFICATES OF OCCUPANCY	25,247.00	24,608.00	27,500.00	27,500.00	21,235.00	27,500.00	27,500.00		0.00%

# TOWN OF YORKTOWN

## Budget Preparation Report

Fiscal Year: 2023 Period From: 1 To: 12

Account	Description			Original	Adjusted	2022	2023	2023	2023	Variance To
		2020	2021	2022	2022	2022	2023	2023	2023	
		Actual	Actual	Budget	Budget	Actual Per 1-12	TENTATIVE Stage	PRELIMINA Stage	FINAL Stage	PRELIMINA Stage
<b>Dept 0000</b>	.									
A.0000.2557	NON-CONFORMING BLDG PERMITS	0.00	250.00	0.00	0.00	800.00	500.00	500.00		100.00%
A.0000.2558	LOCAL ORDINANCE	13,858.78	8,367.70	13,500.00	13,500.00	9,334.10	13,500.00	13,500.00		0.00%
A.0000.2559	SEARCH FEES	38,907.00	41,605.00	40,000.00	40,000.00	26,700.00	40,000.00	40,000.00		0.00%
A.0000.2560	OTHER BLDG FEES	31.81	0.00	0.00	0.00	5,080.00	2,500.00	2,500.00		100.00%
A.0000.2560.0001	OTHER BLDG GARBAGE	381.72	102.56	0.00	0.00	0.00				0.00%
A.0000.2561	ELECTRICAL PERMITS	39,650.00	45,150.00	45,000.00	45,000.00	38,200.00	45,000.00	45,000.00		0.00%
A.0000.2565	PLUMBING FEES	86,188.00	93,903.00	95,000.00	95,000.00	102,025.00	95,000.00	95,000.00		0.00%
A.0000.2566	MECHANICAL FEES	87,603.00	126,155.00	130,000.00	130,000.00	206,223.00	145,000.00	145,000.00		11.54%
A.0000.2590	CAFE PERMITS	0.00	0.00	0.00	0.00	40.00				0.00%
A.0000.2610	FINES AND FORFEITED BAIL	270,524.75	511,090.00	450,000.00	450,000.00	540,494.50	500,000.00	500,000.00		11.11%
A.0000.2655	MINOR SALES	3,346.00	2.00	2,500.00	2,500.00	0.00				-100.00%
A.0000.2665	SALE OF EQUIPMENT	1,450.00	31,973.00	0.00	0.00	35,553.00				0.00%
A.0000.2680	INSURANCE RECOVERIES	36,051.35	3,200.58	0.00	0.00	33,996.00	25,000.00	25,000.00		100.00%
A.0000.2701	REFUND OF PRIOR YEARS EXPENDIT	15,194.45	3,379.03	5,000.00	5,000.00	0.00				-100.00%
A.0000.2750	AIM - RELATED PAYMENTS	176,777.00	176,777.00	0.00	0.00	176,777.00	175,000.00	175,000.00		100.00%
A.0000.2765	MEALS ON WHEELS	41,852.00	39,123.40	42,500.00	42,500.00	22,776.85	42,500.00	42,500.00		0.00%
A.0000.2769	NUTRITION	10,918.84	8,782.00	25,000.00	25,000.00	10,318.15	25,000.00	25,000.00		0.00%
A.0000.2770	MISCELLANEOUS	225,652.86	136,821.17	25,000.00	25,000.00	144,906.88	27,500.00	27,500.00		10.00%
A.0000.2770.0002	MISCELLANEOUS.LITTE R CAMERAS	250.00	0.00	0.00	0.00	0.00				0.00%
A.0000.2771	SRO AGREEMENT	984,500.00	1,067,000.00	1,167,250.00	1,167,250.00	981,325.25	1,375,000.00	1,375,000.00		17.80%
A.0000.2772	YOUTH BUREAU	0.00	0.00	35,000.00	35,000.00	0.00				-100.00%
A.0000.2775	DWI/MULTIPLE ENFORCEMENT GRANT	4,515.28	2,976.56	2,250.00	2,250.00	6,441.68	5,000.00	5,000.00		122.22%
A.0000.2778	COUNTY AID	55,278.60	25,087.98	10,000.00	10,000.00	28,008.00	24,500.00	24,500.00		145.00%
A.0000.3005	MORTGAGE TAX	1,527,657.90	2,591,766.79	1,740,000.00	1,740,000.00	1,032,980.70	1,750,000.00	1,750,000.00		0.57%

# TOWN OF YORKTOWN

## Budget Preparation Report

Fiscal Year: 2023 Period From: 1 To: 12

Account	Description	2020 Actual	2021 Actual	Original 2022 Budget	Adjusted 2022 Budget	2022 Actual Per 1-12	2023 TENTATIVE Stage	2023 PRELIMINA Stage	2023 FINAL Stage	Variance To PRELIMINA Stage
<b>Dept 0000</b>	.									
A.0000.3089	STATE AID:OTHER	241,240.80	0.00	0.00	0.00	1,104,896.17				0.00%
A.0000.3090	STATE AID:COURT GRANT	583.81	0.00	0.00	0.00	10,000.00				0.00%
A.0000.3100	FEMA STATE AID	0.00	0.00	0.00	0.00	1,048.22				0.00%
A.0000.3490	STATE AID:NUTRITION PROGRAMS	104,290.19	41,969.94	50,000.00	50,000.00	73,643.00	42,500.00	42,500.00		-15.00%
A.0000.4100	FEMA FEDERAL AID	0.00	0.00	0.00	0.00	9,433.92				0.00%
A.0000.4300	FEDERAL AID	13,969.44	0.00	0.00	0.00	1,917,748.89	5,000.00	5,000.00		100.00%
A.0000.4489	FEDERAL AID:NUTRITION	16,901.21	123,245.65	60,000.00	60,000.00	75,354.00	75,000.00	75,000.00		25.00%
A.0000.5031.0001	WATER..	518,750.00	562,750.00	569,500.00	569,500.00	569,500.00	585,500.00	585,500.00		2.81%
A.0000.5031.0002	SEWERS..	582,025.00	591,405.00	649,150.00	649,150.00	649,150.00	650,000.00	650,000.00		0.13%
A.0000.5031.0003	REFUSE..	259,250.00	250,000.00	250,000.00	250,000.00	250,000.00	250,000.00	250,000.00		0.00%
A.0000.5031.0004	OTHER FUNDS..	25,000.00	26,000.00	29,750.00	29,750.00	29,750.00	30,000.00	30,000.00		0.84%
A.0000.5031.0006	CAPITAL..	0.00	0.00	0.00	0.00	5,000.00				0.00%
<b>Total Dept 0000</b>	.	<b>(29,942,603.85)</b>	<b>(33,544,428.05)</b>	<b>(32,445,866.00)</b>	<b>(35,297,223.49)</b>	<b>(30,755,074.42)</b>	<b>(32,947,622.00)</b>	<b>(32,947,622.00)</b>	<b>0.00</b>	<b>1.55%</b>
<b>Grand Total</b>		<b>(29,942,603.85)</b>	<b>(33,544,428.05)</b>	<b>(32,445,866.00)</b>	<b>(35,297,223.49)</b>	<b>(30,755,074.42)</b>	<b>(32,947,622.00)</b>	<b>(32,947,622.00)</b>	<b>0.00</b>	<b>1.55%</b>

**NOTE: One or more accounts may not be printed due to Account Table restrictions.**

# TOWN OF YORKTOWN

## Budget Preparation Report

Fiscal Year: 2023 Period From: 1 To: 12

Account	Description			Original	Adjusted	2022	2023	2023	2023	Variance To
		2020	2021	2022	2022	2022	2023	2023	2023	
		Actual	Actual	Budget	Budget	Actual Per 1-12	TENTATIVE Stage	PRELIMINA Stage	FINAL Stage	PRELIMINA Stage
<b>Dept 1010</b>	<b>LEGISLATIVE BOARD</b>									
A.1010.0101	SALARIES	71,201.63	70,653.73	80,500.00	80,500.00	59,777.47	82,275.00	82,275.00		2.20%
A.1010.0201	AV RM EQUIPMENT	3,202.87	2,663.92	0.00	75,371.71	63,015.64				0.00%
A.1010.0401	SUPPLIES	8.50	0.00	1,000.00	986.02	683.68	1,000.00	1,000.00		0.00%
A.1010.0401.0001	AV RM SUPPLIES	200.00	200.00	325.00	325.00	0.00	325.00	325.00		0.00%
A.1010.0401.0030	SUPPLIES.COVID 19	449.19	0.00	0.00	0.00	0.00				0.00%
A.1010.0405	TRAINING/CONF	0.00	0.00	500.00	400.00	75.00	500.00	500.00		0.00%
A.1010.0406	AV ROOM CABLE	8.40	0.00	175.00	175.00	0.00				-100.00%
A.1010.0406.0001	CELLULAR TELEPHONE..	1,191.97	1,128.78	1,275.00	1,275.00	1,229.52	1,450.00	1,450.00		13.73%
A.1010.0418	AV RM EQUIP MAINT	5,200.00	5,200.00	6,500.00	6,500.00	0.00	500.00	500.00		-92.31%
A.1010.0423	TB MTG EXPENSES	97.84	353.59	1,500.00	857.00	140.23	1,500.00	1,500.00		0.00%
A.1010.0479	SPECIAL PROJECTS	0.00	25,768.63	0.00	168,893.00	31,687.50				0.00%
A.1010.0490	CABLE PROF SERVICES	39,185.12	38,375.58	60,800.00	60,800.00	35,734.92	61,250.00	61,250.00		0.74%
A.1010.0490.0030	PROFESSIONAL SERVICES.COVID 19	7,654.83	0.00	0.00	0.00	0.00				0.00%
A.1010.0810	MEDICAL INSURANCE	21,518.80	22,094.13	48,750.00	48,750.00	41,499.21	85,825.00	85,825.00		76.05%
A.1010.0811	DENTAL INSURANCE	3,359.01	3,505.08	5,500.00	5,500.00	4,836.00	6,550.00	6,550.00		19.09%
A.1010.0812	VISION INSURANCE	966.60	966.60	1,300.00	1,300.00	1,074.00	1,425.00	1,425.00		9.62%
<b>Total Dept 1010</b>	<b>LEGISLATIVE BOARD</b>	<b>154,244.76</b>	<b>170,910.04</b>	<b>208,125.00</b>	<b>451,632.73</b>	<b>239,753.17</b>	<b>242,600.00</b>	<b>242,600.00</b>	<b>0.00</b>	<b>16.56%</b>
<b>Dept 1110</b>	<b>MUNICIPAL COURT</b>									
A.1110.0101	SALARIES	402,473.47	421,190.35	476,500.00	475,777.77	368,129.73	488,425.00	488,425.00		2.50%
A.1110.0105	OVERTIME	5,224.05	6,398.91	7,500.00	8,918.03	8,918.03	7,500.00	7,500.00		0.00%
A.1110.0106	LONGEVITY	1,000.00	1,100.00	2,900.00	2,900.00	1,400.00	3,800.00	3,800.00		31.03%
A.1110.0108	LUMP SUM PAY	11,548.73	1,805.45	0.00	0.00	0.00				0.00%
A.1110.0110	PART TIME SALARIES	19,117.16	26,687.50	37,000.00	37,000.00	33,712.50	37,000.00	37,000.00		0.00%
A.1110.0201	EQUIPMENT	1,102.22	0.00	0.00	0.00	0.00				0.00%
A.1110.0202	COMPUTER HARDWARE	0.00	1,727.04	0.00	0.00	0.00				0.00%
A.1110.0401	SUPPLIES	1,696.70	3,171.66	3,000.00	4,003.44	1,682.06	3,000.00	3,000.00		0.00%
A.1110.0401.0001	SUPPLIES.INK & TONER	522.52	1,136.42	2,000.00	773.77	0.00	2,000.00	2,000.00		0.00%

# TOWN OF YORKTOWN

## Budget Preparation Report

Fiscal Year: 2023 Period From: 1 To: 12

Account	Description	2020	2021	Original	Adjusted	2022	2023	2023	2023	Variance To
		Actual	Actual	2022 Budget	2022 Budget	Actual Per 1-12	TENTATIVE Stage	PRELIMINA Stage	FINAL Stage	PRELIMINA Stage
<b>Dept 1110</b>	<b>MUNICIPAL COURT</b>									
A.1110.0406	TELECOMMUNICATIONS	4,342.76	4,682.70	5,000.00	5,000.00	4,111.57	5,000.00	5,000.00		0.00%
A.1110.0410	BOOKS/PERIODICALS	1,647.08	861.95	1,500.00	1,917.95	1,697.95	1,900.00	1,900.00		26.67%
A.1110.0416	BLDG MAINT	9,786.69	18,225.51	15,000.00	28,815.03	20,254.24	30,000.00	30,000.00		100.00%
A.1110.0416.0001	BLDG MAINT RESTROOM PAPER	330.84	157.45	750.00	200.00	0.00	750.00	750.00		0.00%
A.1110.0416.0030	BUILDING MAINTENANCE.COVID 19	358.99	0.00	0.00	0.00	0.00				0.00%
A.1110.0417	COPIER MAINTENANCE	345.57	397.47	500.00	500.00	412.37	500.00	500.00		0.00%
A.1110.0418	EQUIP MAINT	0.00	0.00	500.00	0.00	0.00	500.00	500.00		0.00%
A.1110.0421.0001	COMPUTER SUPPORT/SOFTWARE	6,445.00	975.00	1,250.00	1,250.00	1,000.00	1,100.00	1,100.00		-12.00%
A.1110.0423	TRAINING	0.00	1,356.46	2,500.00	709.59	0.00	2,500.00	2,500.00		0.00%
A.1110.0428	DUES	700.00	760.00	800.00	800.00	800.00	800.00	800.00		0.00%
A.1110.0434	UNIFORMS	0.00	980.63	1,000.00	1,101.00	626.00	1,000.00	1,000.00		0.00%
A.1110.0440	AUDITOR	0.00	0.00	1,500.00	1,500.00	1,500.00	1,500.00	1,500.00		0.00%
A.1110.0450	WATER PURCHASE	32.71	49.36	100.00	100.00	98.21	100.00	100.00		0.00%
A.1110.0490	CONTRACTUAL	15,072.25	24,605.00	40,000.00	60,653.00	21,802.25	40,000.00	40,000.00		0.00%
A.1110.0810	MEDICAL INSURANCE	89,176.02	88,376.54	97,250.00	96,870.36	79,471.27	114,450.00	114,450.00		17.69%
A.1110.0811	DENTAL INSURANCE	9,414.29	10,416.00	10,500.00	10,500.00	8,440.27	11,475.00	11,475.00		9.29%
A.1110.0812	VISION INSURANCE	2,201.70	2,255.40	2,750.00	2,750.00	1,879.50	2,500.00	2,500.00		-9.09%
<b>Total Dept 1110</b>	<b>MUNICIPAL COURT</b>	<b>582,538.75</b>	<b>617,316.80</b>	<b>709,800.00</b>	<b>742,039.94</b>	<b>555,935.95</b>	<b>755,800.00</b>	<b>755,800.00</b>	<b>0.00</b>	<b>6.48%</b>
<b>Dept 1220</b>	<b>SUPERVISOR</b>									
A.1220.0101	SALARIES	325,463.22	332,293.79	340,750.00	340,750.00	274,548.75	346,025.00	346,025.00		1.55%
A.1220.0105	OVERTIME	213.79	1,892.76	0.00	256.43	256.43				0.00%
A.1220.0106	LONGEVITY	1,000.00	1,100.00	1,250.00	1,250.00	1,250.00	1,250.00	1,250.00		0.00%
A.1220.0108	LUMP SUM PAYMENT	2,183.65	2,295.75	0.00	0.00	0.00				0.00%
A.1220.0110	PART TIME SALARIES	3,280.00	0.00	0.00	0.00	0.00				0.00%
A.1220.0131	STIPEND	19,999.98	0.00	0.00	0.00	0.00				0.00%
A.1220.0201	EQUIPMENT	0.00	276.29	0.00	0.00	0.00				0.00%

# TOWN OF YORKTOWN

## Budget Preparation Report

Fiscal Year: 2023 Period From: 1 To: 12

Account	Description			Original	Adjusted	2022	2023	2023	2023	Variance To
		2020	2021	2022	2022	Actual	TENTATIVE	PRELIMINA	FINAL	PRELIMINA
		Actual	Actual	Budget	Budget	Per 1-12	Stage	Stage	Stage	Stage
<b>Dept 1220</b>	<b>SUPERVISOR</b>									
A.1220.0202	OFFICE FURNITURE	0.00	0.00	0.00	3,898.79	3,898.79				0.00%
A.1220.0401	SUPPLIES	1,699.32	341.25	750.00	750.00	35.77	750.00	750.00		0.00%
A.1220.0401.0001	SUPPLIES.INK & TONER	232.36	0.00	250.00	1,750.00	1,067.44	250.00	250.00		0.00%
A.1220.0401.0030	SUPPLIES.COVID 19	22.70	0.00	0.00	0.00	0.00				0.00%
A.1220.0402	DEPT SUPPLIES	0.00	0.00	500.00	500.00	0.00	500.00	500.00		0.00%
A.1220.0404	MILEAGE/TOLLS	32.00	0.00	100.00	93.36	0.00	100.00	100.00		0.00%
A.1220.0405	CONFERENCES	0.00	0.00	0.00	100.00	100.00	100.00	100.00		100.00%
A.1220.0406.0001	CELLULAR TELEPHONE..	804.99	1,112.81	1,025.00	1,025.00	1,005.18	1,025.00	1,025.00		0.00%
A.1220.0423	TRAINING	0.00	3,600.00	0.00	0.00	0.00				0.00%
A.1220.0428	DUES	875.00	1,275.00	1,250.00	1,250.00	0.00	1,275.00	1,275.00		2.00%
A.1220.0442.0001	COMMUNICATION	97,860.00	72,500.00	60,000.00	60,000.00	45,000.00	60,000.00	60,000.00		0.00%
A.1220.0470	GAS & OIL	19.38	0.00	0.00	0.00	0.00				0.00%
A.1220.0489	YOUTH BUREAU	0.00	0.00	55,000.00	55,000.00	20,000.00	20,000.00	20,000.00		-63.64%
A.1220.0490	PROF SERVICES	5,000.00	52,498.04	5,000.00	65,500.00	30,509.31	5,000.00	5,000.00		0.00%
A.1220.0810	MEDICAL INSURANCE	43,032.31	53,886.04	59,500.00	58,000.00	45,644.82	57,225.00	57,225.00		-3.82%
A.1220.0811	DENTAL INSURANCE	3,359.01	3,505.08	4,000.00	4,000.00	2,920.90	3,875.00	3,875.00		-3.13%
A.1220.0812	VISION INSURANCE	966.60	966.60	1,100.00	1,100.00	805.50	1,075.00	1,075.00		-2.27%
<b>Total Dept 1220</b>	<b>SUPERVISOR</b>	<b>506,044.31</b>	<b>527,543.41</b>	<b>530,475.00</b>	<b>595,223.58</b>	<b>427,042.89</b>	<b>498,450.00</b>	<b>498,450.00</b>	<b>0.00</b>	<b>-6.04%</b>
<b>Dept 1315</b>	<b>COMPTRROLLER</b>									
A.1315.0101	SALARIES	480,071.92	498,154.92	523,250.00	523,250.00	421,686.82	629,575.00	629,575.00		20.32%
A.1315.0105	OVERTIME	0.00	304.75	2,500.00	2,500.00	0.00	2,500.00	2,500.00		0.00%
A.1315.0106	LONGEVITY	3,900.00	4,000.00	4,700.00	4,700.00	4,450.00	5,000.00	5,000.00		6.38%
A.1315.0108	LUMP SUM PAY	2,399.70	2,555.50	0.00	0.00	0.00				0.00%
A.1315.0110	PART TIME HELP	0.00	0.00	5,000.00	5,000.00	0.00	5,000.00	5,000.00		0.00%
A.1315.0131	STIPEND	7,500.00	7,500.00	10,000.00	9,800.00	5,000.00	7,500.00	7,500.00		-25.00%
A.1315.0201	OFFICE EQUIPMENT	0.00	0.00	0.00	200.00	199.99				0.00%
A.1315.0202	OFFICE FURNITURE	1,349.28	2,624.17	0.00	795.92	795.92				0.00%



# TOWN OF YORKTOWN

## Budget Preparation Report

Fiscal Year: 2023 Period From: 1 To: 12

Account	Description	2020	2021	Original	Adjusted	2022	2023	2023	2023	Variance To
		Actual	Actual	2022 Budget	2022 Budget	Actual Per 1-12	TENTATIVE Stage	PRELIMINA Stage	FINAL Stage	
<b>Dept 1315</b>	<b>COMPTROLLER</b>									
A.1315.0401	SUPPLIES	937.56	655.52	1,250.00	1,261.62	457.91	1,250.00	1,250.00		0.00%
A.1315.0401.0001	SUPPLIES.INK & TONER	794.01	674.03	1,000.00	1,000.00	219.35	1,000.00	1,000.00		0.00%
A.1315.0401.0030	SUPPLIES.COVID 19	296.70	0.00	0.00	0.00	0.00				0.00%
A.1315.0402	DEPT SUPPLIES	1,355.88	832.44	2,500.00	2,500.00	568.45	2,500.00	2,500.00		0.00%
A.1315.0406.0001	CELLULAR TELEPHONE..	378.91	376.26	400.00	400.00	312.64	400.00	400.00		0.00%
A.1315.0421.0001	COMPUTER SUPPORT/SOFTWARE	17,283.00	22,500.00	25,000.00	25,000.00	25,000.00	25,500.00	25,500.00		2.00%
A.1315.0423	TRAINING	1,880.00	2,515.00	5,000.00	5,000.00	1,996.06	5,000.00	5,000.00		0.00%
A.1315.0428	DUES	90.00	0.00	720.00	720.00	660.00	720.00	720.00		0.00%
A.1315.0810	MEDICAL INSURANCE	114,583.37	110,996.73	125,750.00	125,750.00	103,973.60	171,925.00	171,925.00		36.72%
A.1315.0811	DENTAL INSURANCE	7,077.61	7,010.16	8,500.00	8,500.00	5,841.80	10,425.00	10,425.00		22.65%
A.1315.0812	VISION INSURANCE	1,611.00	1,611.00	1,750.00	1,750.00	1,342.50	2,150.00	2,150.00		22.86%
<b>Total Dept 1315</b>	<b>COMPTROLLER</b>	<b>641,508.94</b>	<b>662,310.48</b>	<b>717,320.00</b>	<b>718,127.54</b>	<b>572,505.04</b>	<b>870,445.00</b>	<b>870,445.00</b>	<b>0.00</b>	<b>21.35%</b>
<b>Dept 1320</b>	<b>AUDITOR</b>									
A.1320.0440	AUDIT EXPENSES	41,700.00	47,205.00	50,000.00	50,000.00	48,513.00	50,000.00	50,000.00		0.00%
<b>Total Dept 1320</b>	<b>AUDITOR</b>	<b>41,700.00</b>	<b>47,205.00</b>	<b>50,000.00</b>	<b>50,000.00</b>	<b>48,513.00</b>	<b>50,000.00</b>	<b>50,000.00</b>	<b>0.00</b>	<b>0.00%</b>
<b>Dept 1330</b>	<b>TAX COLLECTION</b>									
A.1330.0101	SALARIES	158,732.96	165,501.92	172,300.00	172,300.00	138,880.36	176,625.00	176,625.00		2.51%
A.1330.0105	OVERTIME	198.34	321.89	500.00	500.00	0.76	500.00	500.00		0.00%
A.1330.0106	LONGEVITY	1,000.00	1,100.00	1,500.00	1,500.00	250.00	1,500.00	1,500.00		0.00%
A.1330.0108	LUMP SUM	1,872.30	1,984.65	0.00	0.00	0.00				0.00%
A.1330.0110	PART TIME SALARIES	470.00	0.00	3,850.00	3,850.00	0.00	3,850.00	3,850.00		0.00%
A.1330.0401	SUPPLIES	85.25	1,219.34	1,000.00	1,000.00	230.23	1,000.00	1,000.00		0.00%
A.1330.0401.0001	SUPPLIES.INK & TONER	0.00	0.00	500.00	500.00	0.00	500.00	500.00		0.00%
A.1330.0401.0030	SUPPLIES.COVID 19	62.72	0.00	0.00	0.00	0.00				0.00%
A.1330.0402	DEPT SUPPLIES	2,616.10	2,135.62	3,500.00	3,500.00	3,443.25	4,500.00	4,500.00		28.57%
A.1330.0410	BOOKS	492.00	570.00	500.00	500.00	0.00	500.00	500.00		0.00%
A.1330.0417	COPIER MAINTENANCE	410.01	410.22	500.00	500.00	261.88	500.00	500.00		0.00%

# TOWN OF YORKTOWN

## Budget Preparation Report

Fiscal Year: 2023 Period From: 1 To: 12

Account	Description	2020	2021	Original	Adjusted	2022	2023	2023	2023	Variance To
		Actual	Actual	2022 Budget	2022 Budget	Actual Per 1-12	TENTATIVE Stage	PRELIMINA Stage	FINAL Stage	
<b>Dept 1330</b>	<b>TAX COLLECTION</b>									
A.1330.0421.0001	COMPUTER SUPPORT/SOFTWARE	19,510.00	9,910.00	11,250.00	11,250.00	2,210.00	11,750.00	11,750.00		4.44%
A.1330.0428	DUES	175.00	175.00	500.00	500.00	175.00	500.00	500.00		0.00%
A.1330.0442	LEGAL NOTICES	1,390.50	2,134.19	2,500.00	2,500.00	2,320.46	2,750.00	2,750.00		10.00%
A.1330.0444	FILING FEES	1,205.00	985.00	3,250.00	3,250.00	795.00	3,500.00	3,500.00		7.69%
A.1330.0810	MEDICAL INSURANCE	43,037.61	44,188.27	48,750.00	48,750.00	41,499.20	57,225.00	57,225.00		17.38%
A.1330.0811	DENTAL INSURANCE	2,851.98	2,976.00	3,500.00	3,500.00	2,480.00	3,275.00	3,275.00		-6.43%
A.1330.0812	VISION INSURANCE	644.40	644.40	750.00	750.00	537.00	725.00	725.00		-3.33%
<b>Total Dept 1330</b>	<b>TAX COLLECTION</b>	<b>234,754.17</b>	<b>234,256.50</b>	<b>254,650.00</b>	<b>254,650.00</b>	<b>193,083.14</b>	<b>269,200.00</b>	<b>269,200.00</b>	<b>0.00</b>	<b>5.71%</b>
<b>Dept 1345</b>	<b>PURCHASING</b>									
A.1345.0201	EQUIPMENT	5,033.33	0.00	1,500.00	1,500.00	0.00	1,500.00	1,500.00		0.00%
A.1345.0202	COMPUTER HARDWARE	59,944.70	76,186.95	85,000.00	118,897.98	76,735.39	85,000.00	85,000.00		0.00%
A.1345.0401	SUPPLIES	11,614.63	52,737.20	10,000.00	10,378.02	3,467.04	10,000.00	10,000.00		0.00%
A.1345.0401.0030	SUPPLIES.COVID 19	2,083.93	0.00	0.00	0.00	0.00				0.00%
A.1345.0418	EQUIP MAINT	203.18	111.64	500.00	500.00	0.00	1,500.00	1,500.00		200.00%
A.1345.0421.0001	COMPUTER SUPPORT/SOFTWARE	112,493.88	69,565.22	104,000.00	159,000.00	79,819.26	85,000.00	85,000.00		-18.27%
<b>Total Dept 1345</b>	<b>PURCHASING</b>	<b>191,373.65</b>	<b>198,601.01</b>	<b>201,000.00</b>	<b>290,276.00</b>	<b>160,021.69</b>	<b>183,000.00</b>	<b>183,000.00</b>	<b>0.00</b>	<b>-8.96%</b>
<b>Dept 1355</b>	<b>ASSESSMENT</b>									
A.1355.0101	SALARIES	337,665.14	295,265.13	379,000.00	372,935.00	240,314.43	377,075.00	377,075.00		-0.51%
A.1355.0105	OVERTIME	0.00	0.00	6,500.00	5,310.00	417.36	6,500.00	6,500.00		0.00%
A.1355.0106	LONGEVITY	3,200.00	1,600.00	2,250.00	2,250.00	2,250.00	3,150.00	3,150.00		40.00%
A.1355.0108	LUMP SUM PAY	2,260.55	6,154.68	0.00	0.00	0.00				0.00%
A.1355.0201	EQUIPMENT	0.00	0.00	500.00	500.00	0.00	500.00	500.00		0.00%
A.1355.0401.0001	SUPPLIES.INK & TONER	0.00	320.72	950.00	950.00	0.00	950.00	950.00		0.00%
A.1355.0401.0030	SUPPLIES.COVID 19	45.40	0.00	0.00	0.00	0.00				0.00%
A.1355.0402	DEPT SUPPLIES	310.72	462.33	950.00	950.00	260.82	950.00	950.00		0.00%
A.1355.0410	BOOKS	600.00	600.00	600.00	600.00	600.00	600.00	600.00		0.00%

# TOWN OF YORKTOWN

## Budget Preparation Report

Fiscal Year: 2023 Period From: 1 To: 12

Account	Description	2020	2021	Original	Adjusted	2022	2023	2023	2023	Variance To
		Actual	Actual	2022 Budget	2022 Budget	Actual Per 1-12	TENTATIVE Stage	PRELIMINA Stage	FINAL Stage	
<b>Dept 1355</b>	<b>ASSESSMENT</b>									
A.1355.0417	COPIER MAINTENANCE	352.16	123.33	600.00	600.00	109.26	600.00	600.00		0.00%
A.1355.0418	EQUIP MAINT	0.00	436.79	500.00	500.00	0.00	500.00	500.00		0.00%
A.1355.0420	VEHICLE MAINTENANCE	146.21	95.55	1,000.00	980.00	180.92	1,000.00	1,000.00		0.00%
A.1355.0421.0001	COMPUTER SUPPORT/SOFTWARE	11,894.00	11,894.00	15,500.00	15,500.00	0.00	15,500.00	15,500.00		0.00%
A.1355.0423	TRAINING	420.00	530.00	3,000.00	3,000.00	460.19	3,000.00	3,000.00		0.00%
A.1355.0428	DUES	670.00	440.00	700.00	720.00	720.00	800.00	800.00		14.29%
A.1355.0437	APPRAISALS	3,850.00	19,205.00	20,000.00	20,000.00	2,900.00	20,000.00	20,000.00		0.00%
A.1355.0442	LEGAL NOTICES	72.00	208.00	700.00	870.00	169.22	750.00	750.00		7.14%
A.1355.0470	GAS & OIL	0.00	58.63	500.00	500.00	33.82	100.00	100.00		-80.00%
A.1355.0490	PROF SERVICES	10,115.00	23,715.00	10,000.00	17,255.00	17,255.00	10,000.00	10,000.00		0.00%
A.1355.0490.0001	TAX MAP MAINTENANCE	10,070.00	10,070.00	10,800.00	10,800.00	5,343.74	10,800.00	10,800.00		0.00%
A.1355.0810	MEDICAL INSURANCE	64,559.08	49,705.81	73,000.00	73,000.00	41,499.20	85,825.00	85,825.00		17.57%
A.1355.0811	DENTAL INSURANCE	5,703.96	4,836.00	6,500.00	6,500.00	3,720.00	6,550.00	6,550.00		0.77%
A.1355.0812	VISION INSURANCE	1,288.80	966.60	1,450.00	1,450.00	805.50	1,425.00	1,425.00		-1.72%
<b>Total Dept 1355</b>	<b>ASSESSMENT</b>	<b>453,223.02</b>	<b>426,687.57</b>	<b>535,000.00</b>	<b>535,170.00</b>	<b>317,039.46</b>	<b>546,575.00</b>	<b>546,575.00</b>	<b>0.00</b>	<b>2.16%</b>
<b>Dept 1410</b>	<b>CLERK</b>									
A.1410.0101	SALARIES	287,918.89	313,214.79	348,750.00	348,750.00	280,115.73	356,175.00	356,175.00		2.13%
A.1410.0105	OVERTIME	1,558.54	0.00	0.00	0.00	0.00				0.00%
A.1410.0106	LONGEVITY	2,600.00	3,200.00	3,750.00	3,750.00	3,750.00	3,750.00	3,750.00		0.00%
A.1410.0108	LUMP SUM PAYMENT	919.53	10,480.19	0.00	0.00	0.00				0.00%
A.1410.0110	PART TIME SALARIES	27,522.60	6,723.30	16,750.00	16,750.00	12,885.00	17,100.00	17,100.00		2.09%
A.1410.0113	TEMP BINGO	300.00	0.00	3,000.00	1,000.00	0.00	3,000.00	3,000.00		0.00%
A.1410.0202	OFFICE FURNITURE	8,589.66	0.00	0.00	65.99	65.99				0.00%
A.1410.0401	SUPPLIES	1,034.38	1,949.62	2,250.00	2,863.19	2,140.79	2,250.00	2,250.00		0.00%
A.1410.0401.0001	SUPPLIES.INK & TONER	187.49	541.54	500.00	375.57	0.00	500.00	500.00		0.00%
A.1410.0401.0030	SUPPLIES.COVID 19	22.70	0.00	0.00	0.00	0.00				0.00%
A.1410.0402	DEPT SUPPLIES	598.75	1,787.50	2,250.00	2,250.00	1,292.50	2,250.00	2,250.00		0.00%

# TOWN OF YORKTOWN

## Budget Preparation Report

Fiscal Year: 2023 Period From: 1 To: 12

Account	Description			Original	Adjusted	2022	2023	2023	2023	Variance To
		2020	2021	2022	2022	2022	2023	2023	2023	PRELIMINA
		Actual	Actual	Budget	Budget	Actual	TENTATIVE	PRELIMINA	FINAL	PRELIMINA
						Per 1-12	Stage	Stage	Stage	Stage
<b>Dept 1410</b>	<b>CLERK</b>									
A.1410.0405	CONFERENCES	546.65	1,080.00	2,250.00	4,250.00	3,508.39	2,250.00	2,250.00		0.00%
A.1410.0406.0001	CELLULAR TELEPHONE..	1,237.94	1,602.51	1,300.00	1,300.00	1,272.07	1,625.00	1,625.00		25.00%
A.1410.0411	PRINTING	5,067.93	4,567.26	10,000.00	10,000.00	3,970.04	7,500.00	7,500.00		-25.00%
A.1410.0417	COPIER MAINTENANCE	892.51	698.15	1,000.00	1,000.00	396.51	1,000.00	1,000.00		0.00%
A.1410.0418	EQUIP MAINT	295.00	0.00	0.00	0.00	0.00				0.00%
A.1410.0421.0001	COMPUTER SUPPORT/SOFTWARE	3,130.00	4,565.00	6,000.00	5,900.00	4,334.00	4,750.00	4,750.00		-20.83%
A.1410.0428	DUES	310.00	390.00	500.00	500.00	325.00	500.00	500.00		0.00%
A.1410.0442	LEGAL NOTICES	8,392.00	7,117.72	7,500.00	7,600.00	7,587.60	10,000.00	10,000.00		33.33%
A.1410.0442.0030	LEGAL NOTICES.COVID 19	1,498.10	0.00	0.00	0.00	0.00				0.00%
A.1410.0444	FILING FEES	(11.50)	0.00	50.00	50.00	13.50	50.00	50.00		0.00%
A.1410.0499	RECORDS MANAGEMENT	725.11	63.83	1,250.00	1,003.44	64.66	1,250.00	1,250.00		0.00%
A.1410.0810	MEDICAL INSURANCE	30,835.77	31,791.91	35,000.00	35,000.00	29,742.10	41,000.00	41,000.00		17.14%
A.1410.0811	DENTAL INSURANCE	4,785.00	5,737.08	6,500.00	6,500.00	5,400.90	7,150.00	7,150.00		10.00%
A.1410.0812	VISION INSURANCE	1,288.80	1,476.75	1,500.00	1,500.00	1,342.50	1,800.00	1,800.00		20.00%
<b>Total Dept 1410</b>	<b>CLERK</b>	<b>390,245.85</b>	<b>396,987.15</b>	<b>450,100.00</b>	<b>450,408.19</b>	<b>358,207.28</b>	<b>463,900.00</b>	<b>463,900.00</b>	<b>0.00</b>	<b>3.07%</b>
<b>Dept 1420</b>	<b>LEGAL</b>									
A.1420.0101	SALARIES	56,807.43	56,459.02	61,100.00	61,100.00	49,238.82	65,850.00	65,850.00		7.77%
A.1420.0401	SUPPLIES	253.05	78.43	500.00	500.00	26.45	250.00	250.00		-50.00%
A.1420.0401.0001	SUPPLIES.INK & TONER	0.00	29.40	0.00	0.00	0.00				0.00%
A.1420.0410	BOOKS/ADVERTISING	20.00	0.00	0.00	0.00	0.00				0.00%
A.1420.0417	COPIER MAINTENANCE	173.56	6.33	250.00	0.21	0.00				-100.00%
A.1420.0424.0001	NON-RETAIN TAX CERTS	14,976.80	8,526.00	25,000.00	25,000.00	12,096.82	25,000.00	25,000.00		0.00%
A.1420.0425.0001	LABOR NON-RETAINER	12,972.50	0.00	10,000.00	9,890.00	0.00	7,500.00	7,500.00		-25.00%
A.1420.0426	NON-LIT OUTSIDE COUNS FEES	35.00	33,577.50	1,000.00	2,190.50	2,190.50	1,000.00	1,000.00		0.00%
A.1420.0426.0001	PROSECUTOR	11,602.75	12,387.50	22,000.00	34,000.00	0.00	34,000.00	34,000.00		54.55%

# TOWN OF YORKTOWN

## Budget Preparation Report

Fiscal Year: 2023 Period From: 1 To: 12

Account	Description			Original	Adjusted	2022	2023	2023	2023	Variance To
		2020	2021	2022	2022	2022	2023	2023	2023	
		Actual	Actual	Budget	Budget	Actual Per 1-12	TENTATIVE Stage	PRELIMINA Stage	FINAL Stage	PRELIMINA Stage
<b>Dept 1420</b>	<b>LEGAL</b>									
A.1420.0427	OUTSIDE EXPENSES	418.47	7,723.74	500.00	500.00	0.00	500.00	500.00		0.00%
A.1420.0437	FORECLOSE/SALE EXP	25,399.28	0.00	27,500.00	26,419.50	0.00	27,500.00	27,500.00		0.00%
A.1420.0438	LEGAL RESEARCH	3,757.00	0.00	0.00	0.00	0.00				0.00%
A.1420.0439	LIT OUTSIDE COUNSEL FEES	19,626.35	275.00	500.00	500.00	0.00	500.00	500.00		0.00%
A.1420.0443	LEGAL SETTLEMENTS	8,667.76	29,124.19	60,000.00	72,000.00	11,200.97	60,000.00	60,000.00		0.00%
A.1420.0444	FILING FEES	0.00	0.00	1,000.00	1,000.00	0.00	1,000.00	1,000.00		0.00%
A.1420.0490	PROF SERVICES	171,696.00	171,696.00	171,700.00	171,700.00	114,464.00	171,700.00	171,700.00		0.00%
A.1420.0811	DENTAL INSURANCE	964.45	529.08	575.00	575.00	440.90	600.00	600.00		4.35%
A.1420.0812	VISION INSURANCE	322.20	322.20	350.00	350.00	268.50	375.00	375.00		7.14%
<b>Total Dept 1420</b>	<b>LEGAL</b>	<b>327,692.60</b>	<b>320,734.39</b>	<b>381,975.00</b>	<b>405,725.21</b>	<b>189,926.96</b>	<b>395,775.00</b>	<b>395,775.00</b>	<b>0.00</b>	<b>3.61%</b>
<b>Dept 1440</b>	<b>ENGINEER</b>									
A.1440.0101	SALARIES	488,729.53	386,384.64	475,150.00	448,595.94	318,782.87	470,150.00	470,150.00		-1.05%
A.1440.0105	OVERTIME	0.00	1,121.45	0.00	1.39	1.39				0.00%
A.1440.0106	LONGEVITY	4,800.00	4,800.00	3,750.00	2,365.05	2,000.00	2,000.00	2,000.00		-46.67%
A.1440.0108	LUMP SUM PAY	2,988.50	40,351.01	0.00	48,931.54	48,931.54				0.00%
A.1440.0110	PT/SEASONAL SALARIES	0.00	0.00	0.00	7,512.13	7,512.13				0.00%
A.1440.0401	SUPPLIES	100.01	341.70	750.00	750.00	474.26	750.00	750.00		0.00%
A.1440.0401.0001	SUPPLIES.INK & TONER	772.69	0.00	300.00	300.00	263.57				-100.00%
A.1440.0401.0030	SUPPLIES.COVID 19	56.75	0.00	0.00	0.00	0.00				0.00%
A.1440.0402	DEPT SUPPLIES	481.30	0.00	500.00	500.00	0.00	500.00	500.00		0.00%
A.1440.0404	MILEAGE	0.00	0.00	500.00	500.00	0.00				-100.00%
A.1440.0406.0001	CELLULAR TELEPHONE	378.91	376.26	425.00	425.00	312.64	450.00	450.00		5.88%
A.1440.0417	COPIER MAINTENANCE	183.30	316.13	500.00	800.00	283.76	500.00	500.00		0.00%
A.1440.0418	EQUIP MAINT	17.15	24.49	0.00	0.00	0.00	25.00	25.00		100.00%
A.1440.0420	VEHICLE MAINTENANCE	132.04	432.22	200.00	200.00	591.98	500.00	500.00		150.00%
A.1440.0421.0001	COMPUTER SUPPORT/SOFTWARE	3,436.21	1,078.25	3,750.00	10,090.75	6,743.65	6,900.00	6,900.00		84.00%

# TOWN OF YORKTOWN

## Budget Preparation Report

Fiscal Year: 2023 Period From: 1 To: 12

Account	Description			Original	Adjusted	2022	2023	2023	2023	Variance To
		2020	2021	2022	2022	2022	2023	2023	2023	PRELIMINA
		Actual	Actual	Budget	Budget	Actual	TENTATIVE	PRELIMINA	FINAL	PRELIMINA
						Per 1-12	Stage	Stage	Stage	Stage
<b>Dept 1440</b>	<b>ENGINEER</b>									
A.1440.0423	EMPLOYEE TRAINING	1,284.61	281.99	1,000.00	1,000.00	0.00	250.00	250.00		-75.00%
A.1440.0428	DUES	671.00	0.00	500.00	500.00	0.00				-100.00%
A.1440.0434	UNIFORMS	150.00	0.00	300.00	300.00	150.00	300.00	300.00		0.00%
A.1440.0470	GAS AND OIL	271.71	446.66	500.00	500.00	380.55	500.00	500.00		0.00%
A.1440.0479	SPECIAL PROJECTS	585.70	9,858.29	0.00	21,310.94	16,840.94				0.00%
A.1440.0490	PROF SERVICES	6,864.00	73,320.47	5,000.00	6,352.54	4,350.00	5,000.00	5,000.00		0.00%
A.1440.0490.0001	PROF SVC STORMWATER	4,359.47	0.00	0.00	0.00	0.00				0.00%
A.1440.0810	MEDICAL INSURANCE	70,988.52	57,385.64	80,500.00	80,500.00	40,807.33	53,375.00	53,375.00		-33.70%
A.1440.0811	DENTAL INSURANCE	5,292.03	2,036.41	5,700.00	5,700.00	3,006.34	5,025.00	5,025.00		-11.84%
A.1440.0812	VISION INSURANCE	1,611.00	1,288.80	1,650.00	1,650.00	1,154.55	1,775.00	1,775.00		7.58%
<b>Total Dept 1440</b>	<b>ENGINEER</b>	<b>594,154.43</b>	<b>579,844.41</b>	<b>580,975.00</b>	<b>638,785.28</b>	<b>452,587.50</b>	<b>548,000.00</b>	<b>548,000.00</b>	<b>0.00</b>	<b>-5.68%</b>
<b>Dept 1450</b>	<b>ELECTIONS</b>									
A.1450.0101	SALARIES	10,925.00	11,000.00	11,500.00	11,500.00	7,300.00	11,500.00	11,500.00		0.00%
A.1450.0442	LEGAL NOTICES	636.60	547.28	1,000.00	1,464.30	1,463.38	1,000.00	1,000.00		0.00%
A.1450.0490	CONTRACTUAL SERVICES	96,503.00	99,398.00	103,250.00	102,785.70	102,380.00	106,500.00	106,500.00		3.15%
<b>Total Dept 1450</b>	<b>ELECTIONS</b>	<b>108,064.60</b>	<b>110,945.28</b>	<b>115,750.00</b>	<b>115,750.00</b>	<b>111,143.38</b>	<b>119,000.00</b>	<b>119,000.00</b>	<b>0.00</b>	<b>2.81%</b>
<b>Dept 1620</b>	<b>TOWN HALL</b>									
A.1620.0105	OVERTIME	0.00	0.00	0.00	0.36	0.36				0.00%
A.1620.0406	TOWN HALL PHONE	19,744.01	18,107.67	20,500.00	20,499.64	14,618.55	20,500.00	20,500.00		0.00%
A.1620.0406.0003	REC MGMT PHONE..	342.70	372.40	500.00	500.00	337.98	500.00	500.00		0.00%
A.1620.0407	TOWN HALL ELECTRIC	10,798.17	10,611.83	22,500.00	22,133.92	7,538.01	22,500.00	22,500.00		0.00%
A.1620.0407.0003	RECORDS CTR ELEC	3,225.73	3,542.51	7,500.00	7,500.00	2,414.55	7,500.00	7,500.00		0.00%
A.1620.0408	FUEL OIL	6,547.50	10,149.37	16,500.00	16,500.00	7,700.26	16,500.00	16,500.00		0.00%
A.1620.0408.0003	RECORDS CTR FUEL OIL	1,022.19	1,582.88	2,000.00	2,246.56	2,246.56	5,000.00	5,000.00		150.00%
A.1620.0416	TOWN HALL MAINT	26,497.42	21,099.08	50,000.00	82,635.25	48,264.06	50,000.00	50,000.00		0.00%
A.1620.0416.0001	BLDG MAINT RESTROOM PAPER	1,357.40	0.00	1,500.00	1,500.00	0.00	1,000.00	1,000.00		-33.33%

# TOWN OF YORKTOWN

## Budget Preparation Report

Fiscal Year: 2023 Period From: 1 To: 12

Account	Description	2020	2021	Original	Adjusted	2022	2023	2023	2023	Variance To
		Actual	Actual	2022 Budget	2022 Budget	Actual Per 1-12	TENTATIVE Stage	PRELIMINA Stage	FINAL Stage	
<b>Dept 1620</b>	<b>TOWN HALL</b>									
A.1620.0416.0003	RECORDS CTR MAINT	958.92	2,043.80	2,500.00	2,925.00	678.53	2,500.00	2,500.00		0.00%
A.1620.0416.0030	BUILDING MAINTENANCE.COVID 19	3,274.00	0.00	0.00	0.00	0.00				0.00%
A.1620.0450	WATER	2,717.23	2,217.07	1,000.00	1,000.00	516.76	1,000.00	1,000.00		0.00%
A.1620.0490.0001	PROF SVCS.ACA COMPLIANCE	16,000.00	16,000.00	16,000.00	16,000.00	8,000.00	16,000.00	16,000.00		0.00%
<b>Total Dept 1620</b>	<b>TOWN HALL</b>	<b>92,485.27</b>	<b>85,726.61</b>	<b>140,500.00</b>	<b>173,440.73</b>	<b>92,315.62</b>	<b>143,000.00</b>	<b>143,000.00</b>	<b>0.00</b>	<b>1.78%</b>
<b>Dept 1625</b>	<b>YCCC</b>									
A.1625.0200	EQUIPMENT	685.00	989.62	0.00	0.00	0.00				0.00%
A.1625.0201	FURNITURE	243.78	0.00	0.00	0.00	0.00				0.00%
A.1625.0401	OFFICE SUPPLIES	35.52	266.89	500.00	500.00	166.76	500.00	500.00		0.00%
A.1625.0401.0001	SUPPLIES.INK & TONER	184.39	112.97	250.00	250.00	184.33	250.00	250.00		0.00%
A.1625.0406	TELECOMMUNICATIONS	7,947.74	8,375.49	8,000.00	8,000.00	6,541.11	8,000.00	8,000.00		0.00%
A.1625.0407	ELECTRIC	23,361.86	35,576.62	40,000.00	40,000.00	20,196.56	40,000.00	40,000.00		0.00%
A.1625.0407.0002	YCCC.NATURAL GAS	5,097.38	7,240.23	7,500.00	7,500.00	2,637.19	7,500.00	7,500.00		0.00%
A.1625.0408	FUEL OIL	26,803.49	2,456.03	100,000.00	122,543.97	0.00	105,000.00	105,000.00		5.00%
A.1625.0416	BLDG MAINT	85,704.21	117,460.63	120,000.00	138,985.09	32,001.72	120,000.00	120,000.00		0.00%
A.1625.0416.0001	BLDG MAINT RESTROOM PAPER	1,795.26	0.00	2,000.00	2,000.00	0.00	1,500.00	1,500.00		-25.00%
A.1625.0416.0030	BUILDING MAINTENANCE.COVID 19	74.95	0.00	0.00	0.00	0.00				0.00%
A.1625.0418	EQUIP MAINT	86.81	252.58	100.00	100.00	47.59	100.00	100.00		0.00%
A.1625.0420	VEHICLE MAINTENANCE	0.00	2,910.06	0.00	0.00	0.00				0.00%
A.1625.0421.0001	COMPUTER SOFTWARE & MAINT	50.00	0.00	0.00	0.00	0.00				0.00%
A.1625.0450	WATER PURCHASE	1,899.96	1,879.26	4,500.00	4,500.00	712.76	2,500.00	2,500.00		-44.44%
A.1625.0470	GASOLINE AND OIL	553.08	790.07	0.00	0.00	0.00				0.00%
A.1625.0470.0001	DIESEL.	417.36	514.53	0.00	0.00	0.00				0.00%
<b>Total Dept 1625</b>	<b>YCCC</b>	<b>154,940.79</b>	<b>178,824.98</b>	<b>282,850.00</b>	<b>324,379.06</b>	<b>62,488.02</b>	<b>285,350.00</b>	<b>285,350.00</b>	<b>0.00</b>	<b>0.88%</b>
<b>Dept 1630</b>	<b>BUILDING MAINTENANCE</b>									

# TOWN OF YORKTOWN

## Budget Preparation Report

Fiscal Year: 2023 Period From: 1 To: 12

Account	Description	2020	2021	Original	Adjusted	2022	2023	2023	2023	Variance To
		Actual	Actual	2022 Budget	2022 Budget	Actual Per 1-12	TENTATIVE Stage	PRELIMINA Stage	FINAL Stage	PRELIMINA Stage
<b>Dept 1630</b>	<b>BUILDING MAINTENANCE</b>									
A.1630.0101	SALARIES	518,512.99	528,450.67	559,525.00	559,525.00	445,244.37	583,300.00	583,300.00		4.25%
A.1630.0105	OVERTIME	5,398.19	17,217.94	30,000.00	30,000.00	7,370.01	30,000.00	30,000.00		0.00%
A.1630.0106	LONGEVITY	3,700.00	4,300.00	6,600.00	6,600.00	5,200.00	7,500.00	7,500.00		13.64%
A.1630.0108	LUMP SUM	0.00	8,364.27	0.00	0.00	0.00				0.00%
A.1630.0110	PT/SEASONAL SALARIES	7,401.50	14,992.00	37,000.00	37,000.00	13,077.50	35,000.00	35,000.00		-5.41%
A.1630.0131	STIPEND	0.00	0.00	0.00	0.00	0.00	19,850.00	19,850.00		100.00%
A.1630.0133	NIGHT DIFF	1,402.56	1,388.31	3,000.00	3,000.00	1,051.93	3,000.00	3,000.00		0.00%
A.1630.0201	EQUIPMENT	0.00	16,294.18	0.00	42,540.00	0.00	750.00	750.00		100.00%
A.1630.0210	VEHICLES	0.00	0.00	0.00	52,729.60	0.00				0.00%
A.1630.0406.0001	CELLULAR TELEPHONE..	1,213.97	1,508.97	1,750.00	1,750.00	1,275.12	1,750.00	1,750.00		0.00%
A.1630.0418	EQUIPMENT MAINTENANCE	0.00	0.00	75.00	75.00	0.00	75.00	75.00		0.00%
A.1630.0420	VEHICLE MAINTENANCE	0.00	0.00	1,500.00	1,500.00	748.38	1,500.00	1,500.00		0.00%
A.1630.0434	UNIFORMS	1,911.77	1,539.08	3,750.00	4,996.00	3,115.56	3,750.00	3,750.00		0.00%
A.1630.0470	GAS & OIL	0.00	0.00	1,000.00	1,000.00	713.42	1,000.00	1,000.00		0.00%
A.1630.0470.0001	DIESEL	0.00	0.00	1,000.00	1,366.08	2,120.13	2,750.00	2,750.00		175.00%
A.1630.0810	MEDICAL INSURANCE	126,227.97	136,339.40	155,500.00	155,500.00	130,725.40	180,175.00	180,175.00		15.87%
A.1630.0811	DENTAL INSURANCE	9,570.00	9,222.88	10,250.00	10,250.00	7,522.70	9,950.00	9,950.00		-2.93%
A.1630.0812	VISION INSURANCE	2,577.60	2,577.60	2,750.00	2,750.00	2,148.00	3,000.00	3,000.00		9.09%
<b>Total Dept 1630</b>	<b>BUILDING MAINTENANCE</b>	<b>677,916.55</b>	<b>742,195.30</b>	<b>813,700.00</b>	<b>910,581.68</b>	<b>620,312.52</b>	<b>883,350.00</b>	<b>883,350.00</b>	<b>0.00</b>	<b>8.56%</b>
<b>Dept 1640</b>	<b>PUBLIC SAFETY</b>									
A.1640.0101	SALARIES	123,692.27	113,766.70	121,725.00	121,725.00	96,023.27	124,775.00	124,775.00		2.51%
A.1640.0105	OVERTIME	19,481.32	18,734.90	1,000.00	2,239.73	2,239.73	1,000.00	1,000.00		0.00%
A.1640.0106	LONGEVITY	1,600.00	1,600.00	1,750.00	1,750.00	1,750.00	1,750.00	1,750.00		0.00%
A.1640.0108	LUMP SUM PAY	0.00	1,484.18	0.00	0.00	0.00				0.00%
A.1640.0201.0001	ANIMAL CONTROL EQUIP	51.89	243.33	500.00	100.00	0.00	500.00	500.00		0.00%
A.1640.0406.0001	CELLULAR TELEPHONE	37.31	0.00	0.00	0.00	0.00				0.00%



# TOWN OF YORKTOWN

## Budget Preparation Report

Fiscal Year: 2023 Period From: 1 To: 12

Account	Description			Original	Adjusted	2022	2023	2023	2023	Variance To
		2020	2021	2022	2022	Actual	TENTATIVE	PRELIMINA	FINAL	PRELIMINA
		Actual	Actual	Budget	Budget	Per 1-12	Stage	Stage	Stage	Stage
<b>Dept 1640</b>	<b>PUBLIC SAFETY</b>									
A.1640.0407	ELECTRIC	32,961.33	28,381.08	35,000.00	32,490.29	23,602.30	20,000.00	20,000.00		-42.86%
A.1640.0408	FUEL OIL	12,154.90	24,562.76	20,000.00	43,500.00	28,503.25	35,000.00	35,000.00		75.00%
A.1640.0416	MAINTENANCE	1,016.45	3,825.65	5,000.00	5,885.00	1,431.78	5,000.00	5,000.00		0.00%
A.1640.0418	EQUIP MAINT	0.00	24.49	25.00	25.00	0.00	25.00	25.00		0.00%
A.1640.0425	ANIMAL CONTROL - DOG SERVICES	0.00	0.00	1,500.00	1,500.00	0.00	1,500.00	1,500.00		0.00%
A.1640.0425.0001	ANIMAL CONTROL - FERAL CAT	0.00	0.00	1,500.00	1,500.00	711.00	1,500.00	1,500.00		0.00%
A.1640.0434	UNIFORMS	1,038.42	867.81	1,250.00	1,275.00	808.76	1,250.00	1,250.00		0.00%
A.1640.0490	PROFESSIONAL SERVICES	0.00	6,000.00	0.00	0.00	0.00				0.00%
A.1640.0810	MEDICAL INSURANCE	30,835.77	27,761.16	24,500.00	24,900.00	20,749.64	28,625.00	28,625.00		16.84%
A.1640.0811	DENTAL INSURANCE	2,851.98	3,196.45	3,000.00	2,250.00	1,680.90	2,225.00	2,225.00		-25.83%
A.1640.0812	VISION INSURANCE	644.40	590.70	750.00	750.00	537.00	725.00	725.00		-3.33%
<b>Total Dept 1640</b>	<b>PUBLIC SAFETY</b>	<b>226,366.04</b>	<b>231,039.21</b>	<b>217,500.00</b>	<b>239,890.02</b>	<b>178,037.63</b>	<b>223,875.00</b>	<b>223,875.00</b>	<b>0.00</b>	<b>2.93%</b>
<b>Dept 1670</b>	<b>CENTRAL SERVICES</b>									
A.1670.0412	POSTAGE	(163,973.50)	205,978.07	42,720.00	42,720.00	27,636.18	42,720.00	42,720.00		0.00%
A.1670.0417	COPIER MAINTENANCE	635.54	1,106.79	1,500.00	1,500.00	666.69	1,500.00	1,500.00		0.00%
A.1670.0418	EQUIP MAINT	5,293.06	5,789.81	5,000.00	5,484.28	5,699.12	5,000.00	5,000.00		0.00%
A.1670.0420	VEHICLE MAINTENANCE	228.93	10.46	750.00	750.00	471.63	750.00	750.00		0.00%
A.1670.0470	GASOLINE AND OIL	358.74	657.42	750.00	750.00	615.13	750.00	750.00		0.00%
<b>Total Dept 1670</b>	<b>CENTRAL SERVICES</b>	<b>(157,457.23)</b>	<b>213,542.55</b>	<b>50,720.00</b>	<b>51,204.28</b>	<b>35,088.75</b>	<b>50,720.00</b>	<b>50,720.00</b>	<b>0.00</b>	<b>0.00%</b>
<b>Dept 1910</b>	<b>UNALLOCATED INSURANCE</b>									
A.1910.0467	LIABILITY	330,314.14	303,686.31	325,000.00	320,000.00	302,235.36	300,000.00	300,000.00		-7.69%
<b>Total Dept 1910</b>	<b>UNALLOCATED INSURANCE</b>	<b>330,314.14</b>	<b>303,686.31</b>	<b>325,000.00</b>	<b>320,000.00</b>	<b>302,235.36</b>	<b>300,000.00</b>	<b>300,000.00</b>	<b>0.00</b>	<b>-7.69%</b>
<b>Dept 1920</b>	<b>MUNICIPAL ASSOCIATION DUES</b>									
A.1920.0428	ANNUAL DUES/WMOA	1,800.00	1,800.00	3,000.00	3,000.00	2,800.00	3,000.00	3,000.00		0.00%
<b>Total Dept 1920</b>	<b>MUNICIPAL ASSOCIATION DUES</b>	<b>1,800.00</b>	<b>1,800.00</b>	<b>3,000.00</b>	<b>3,000.00</b>	<b>2,800.00</b>	<b>3,000.00</b>	<b>3,000.00</b>	<b>0.00</b>	<b>0.00%</b>

# TOWN OF YORKTOWN

## Budget Preparation Report

Fiscal Year: 2023 Period From: 1 To: 12

Account	Description			Original	Adjusted	2022	2023	2023	2023	Variance To
		2020	2021	2022	2022	2022	2023	2023	2023	
		Actual	Actual	Budget	Budget	Actual Per 1-12	TENTATIVE Stage	PRELIMINA Stage	FINAL Stage	PRELIMINA Stage
<b>Dept 1950</b>	<b>TAXES ON TOWN PROPERTY</b>									
A.1950.0497	TAXES	12,390.42	12,141.57	50,000.00	50,000.00	17,023.64	25,000.00	25,000.00		-50.00%
<b>Total Dept 1950</b>	<b>TAXES ON TOWN PROPERTY</b>	<b>12,390.42</b>	<b>12,141.57</b>	<b>50,000.00</b>	<b>50,000.00</b>	<b>17,023.64</b>	<b>25,000.00</b>	<b>25,000.00</b>	<b>0.00</b>	<b>-50.00%</b>
<b>Dept 1964</b>	<b>REFUND OF REAL PROPERTY TAXES</b>									
A.1964.0498	TAX REFUNDS	33,067.31	11,832.41	100,000.00	100,000.00	17,778.79	75,000.00	75,000.00		-25.00%
<b>Total Dept 1964</b>	<b>REFUND OF REAL PROPERTY TAXES</b>	<b>33,067.31</b>	<b>11,832.41</b>	<b>100,000.00</b>	<b>100,000.00</b>	<b>17,778.79</b>	<b>75,000.00</b>	<b>75,000.00</b>	<b>0.00</b>	<b>-25.00%</b>
<b>Dept 1990</b>	<b>CONTINGENCY</b>									
A.1990.0499	CONTINGENCY	0.00	0.00	100,000.00	46,659.06	0.00	100,000.00	100,000.00		0.00%
A.1990.0499.0001	CONTINGENCY.CAPITAL PROJECTS	12,500.00	0.00	350,000.00	104,350.00	0.00	350,000.00	350,000.00		0.00%
<b>Total Dept 1990</b>	<b>CONTINGENCY</b>	<b>12,500.00</b>	<b>0.00</b>	<b>450,000.00</b>	<b>151,009.06</b>	<b>0.00</b>	<b>450,000.00</b>	<b>450,000.00</b>	<b>0.00</b>	<b>0.00%</b>
<b>Dept 3120</b>	<b>LAW ENFORCEMENT</b>									
A.3120.0101	SALARIES NON-UNIFORM	442,256.80	441,249.85	481,400.00	481,400.00	387,578.77	500,050.00	500,050.00		3.87%
A.3120.0102	SALARIES UNIFORMED	6,458,447.74	6,416,292.87	6,925,000.00	6,787,602.77	5,301,107.09	7,340,075.00	7,340,075.00		5.99%
A.3120.0105	OVERTIME CIVIL	26,446.85	43,068.86	35,000.00	33,858.95	31,084.57	35,000.00	35,000.00		0.00%
A.3120.0106	LONGEVITY	91,050.00	88,000.00	121,500.00	120,959.25	100,325.00	96,350.00	96,350.00		-20.70%
A.3120.0106.0001	SICK REWARD..	240,907.45	231,430.82	250,000.00	239,300.00	217,605.87	250,000.00	250,000.00		0.00%
A.3120.0107	HOLIDAY	270,007.87	248,532.60	283,750.00	283,750.00	0.00	285,000.00	285,000.00		0.44%
A.3120.0108	LUMP SUM	39,991.82	108,598.23	0.00	48,182.72	48,182.72				0.00%
A.3120.0111	OVERTIME POLICE	546,802.58	542,191.77	375,000.00	472,963.41	472,963.41	375,000.00	375,000.00		0.00%
A.3120.0111.0003	OT.EVENTS	20,114.79	28,446.63	27,500.00	38,995.01	38,995.01	50,000.00	50,000.00		81.82%
A.3120.0111.0004	OT.TRAFFIC CONTROL	0.00	0.00	0.00	2,475.00	2,475.00				0.00%
A.3120.0111.0005	OT.TWN HALL SECURITY	2,337.83	2,364.92	7,500.00	7,411.03	6,536.73	10,000.00	10,000.00		33.33%
A.3120.0112	HOLIDAY PAY CIVILIAN	8,089.36	8,428.08	8,750.00	8,750.00	0.00	8,750.00	8,750.00		0.00%
A.3120.0114	LUMP SUM VACATION	29,850.52	30,403.61	25,750.00	25,750.00	19,257.90	25,750.00	25,750.00		0.00%
A.3120.0116	CLOTHING ALLOWANCE	7,500.00	6,750.00	7,500.00	7,500.00	7,500.00	7,500.00	7,500.00		0.00%
A.3120.0117	K9 STIPEND	7,664.80	7,664.80	7,750.00	7,750.00	6,043.40	7,675.00	7,675.00		-0.97%
A.3120.0131	STIPEND	20,733.44	17,356.91	20,950.00	20,950.00	17,170.44	20,950.00	20,950.00		0.00%

# TOWN OF YORKTOWN

## Budget Preparation Report

Fiscal Year: 2023 Period From: 1 To: 12

Account	Description			Original	Adjusted	2022	2023	2023	2023	Variance To
		2020 Actual	2021 Actual	2022 Budget	2022 Budget	Actual Per 1-12	TENTATIVE Stage	PRELIMINA Stage	FINAL Stage	PRELIMINA Stage
<b>Dept 3120</b>	<b>LAW ENFORCEMENT</b>									
A.3120.0133	NIGHT DIFF	0.00	34,196.73	46,000.00	46,000.00	30,069.77	46,000.00	46,000.00		0.00%
A.3120.0201	POLICE EQUIPMENT	8,346.69	25,470.97	22,500.00	21,076.00	2,631.73	25,000.00	25,000.00		11.11%
A.3120.0201.0030	EQUIPMENT.COVID 19	700.00	0.00	0.00	0.00	0.00				0.00%
A.3120.0202	OFFICE FURNITURE	0.00	1,218.24	0.00	0.00	0.00				0.00%
A.3120.0210	VEHICLES	160,620.00	33,029.00	35,000.00	236,094.00	36,047.00				-100.00%
A.3120.0210.0001	VEHICLE EQUIPMENT	28,344.59	36,562.13	5,600.00	63,757.88	10,996.28				-100.00%
A.3120.0401	SUPPLIES.OFFICE	2,384.38	5,217.29	2,500.00	2,850.00	1,745.69	2,500.00	2,500.00		0.00%
A.3120.0401.0001	SUPPLIES.INK & TONER	1,606.99	1,108.37	1,500.00	1,850.00	1,163.23	1,500.00	1,500.00		0.00%
A.3120.0402	TACTICAL SUPPLIES	3,013.33	5,518.61	15,000.00	24,455.50	13,998.90	15,000.00	15,000.00		0.00%
A.3120.0404	MILEAGE/TOLLS	300.00	259.00	0.00	0.00	0.00	100.00	100.00		100.00%
A.3120.0406	TELECOMMUNICATIONS	12,974.88	13,863.87	13,500.00	13,500.00	10,662.58	13,500.00	13,500.00		0.00%
A.3120.0406.0001	CELLULAR TELEPHONES..	8,315.08	7,925.05	8,750.00	8,750.00	7,490.84	8,750.00	8,750.00		0.00%
A.3120.0406.0002	TELECOMMUN.VEH COMPUTERS	11,042.76	10,647.85	12,500.00	12,500.00	8,737.74	12,500.00	12,500.00		0.00%
A.3120.0410	PUBLICATIONS	112.45	247.00	500.00	500.00	114.45	400.00	400.00		-20.00%
A.3120.0411	PRINTING	204.05	401.70	250.00	335.00	0.00	250.00	250.00		0.00%
A.3120.0412	POSTAGE	25.72	113.16	50.00	50.00	28.92	50.00	50.00		0.00%
A.3120.0416	BUILDING MAINTENANCE	14,742.89	9,894.08	16,500.00	14,533.50	8,646.57	15,000.00	15,000.00		-9.09%
A.3120.0416.0001	BLDG MAINT RESTROOM PAPER	1,862.26	898.80	1,500.00	1,090.58	613.00	1,500.00	1,500.00		0.00%
A.3120.0416.0030	BUILDING MAINTENANCE.COVID 19	322.03	0.00	0.00	0.00	0.00				0.00%
A.3120.0417	COPIER MAINTENANCE	8.98	1.24	0.00	0.00	0.00				0.00%
A.3120.0418	EQUIP MAINT	6,949.42	8,504.49	10,000.00	14,590.00	6,203.46	10,000.00	10,000.00		0.00%
A.3120.0420	VEHICLE MAINTENANCE	39,221.22	40,140.76	25,000.00	40,256.29	32,168.92	30,000.00	30,000.00		20.00%
A.3120.0420.0030	VEHICLE MAINTENANCE.COVID 19	569.86	0.00	0.00	0.00	0.00				0.00%
A.3120.0421	COMPUTER MAINTENANCE	2,191.14	0.00	0.00	0.00	0.00				0.00%

# TOWN OF YORKTOWN

## Budget Preparation Report

Fiscal Year: 2023 Period From: 1 To: 12

Account	Description	2020	2021	Original	Adjusted	2022	2023	2023	2023	Variance To
		Actual	Actual	2022 Budget	2022 Budget	Actual Per 1-12	TENTATIVE Stage	PRELIMINA Stage	FINAL Stage	PRELIMINA Stage
<b>Dept 3120</b>	<b>LAW ENFORCEMENT</b>									
A.3120.0421.0001	COMPUTER SUPPORT/SOFTWARE	43,425.15	49,667.30	62,500.00	150,550.50	54,189.61	52,500.00	52,500.00		-16.00%
A.3120.0423	TRAINING	15,749.73	11,365.78	17,500.00	17,500.00	7,997.92	17,500.00	17,500.00		0.00%
A.3120.0424	COMMUNICATION	15,643.71	706.38	0.00	0.00	0.00				0.00%
A.3120.0425.0001	ANIMAL CONTROL	380.00	4,692.12	0.00	0.00	0.00				0.00%
A.3120.0426	FERAL CAT CONTROL	4,223.35	1,565.00	0.00	0.00	0.00				0.00%
A.3120.0428	DUES & MEMBERSHIP	840.00	665.00	1,000.00	915.00	915.00	1,000.00	1,000.00		0.00%
A.3120.0430	NEIGHBOR WATCH	999.92	999.60	1,000.00	1,000.00	993.19	1,000.00	1,000.00		0.00%
A.3120.0431	K9 EXPENSE	1,331.84	4,558.97	2,500.00	2,500.00	719.00	2,500.00	2,500.00		0.00%
A.3120.0432	INVEST EXPEN	700.00	0.00	750.00	750.00	0.00	750.00	750.00		0.00%
A.3120.0434	UNIFORMS	17,056.83	35,387.34	40,000.00	43,432.50	20,293.08	40,000.00	40,000.00		0.00%
A.3120.0435	UNIFORM CLEANING	14,913.00	10,043.00	20,000.00	20,045.00	6,063.00	20,000.00	20,000.00		0.00%
A.3120.0448	COLLEGE TUITION	3,139.51	0.00	0.00	0.00	0.00				0.00%
A.3120.0450	WATER	2,935.65	3,064.83	2,000.00	2,000.00	2,974.23	2,750.00	2,750.00		37.50%
A.3120.0467	INSURANCE	84,339.00	86,735.41	125,000.00	130,409.42	130,409.42	195,000.00	195,000.00		56.00%
A.3120.0470	GAS AND OIL	53,842.70	77,927.66	90,000.00	90,000.00	76,211.26	95,000.00	95,000.00		5.56%
A.3120.0470.0001	DIESEL FUEL..	21.84	35.69	75.00	75.00	24.64	75.00	75.00		0.00%
A.3120.0490	PROF SERVICES	14,957.22	2,748.32	7,500.00	7,500.00	4,166.73	7,500.00	7,500.00		0.00%
A.3120.0810	MEDICAL INSURANCE	1,240,252.44	1,204,872.21	1,410,375.00	1,410,375.00	1,057,449.17	1,602,460.00	1,602,460.00		13.62%
A.3120.0810.0001	PD RETIREE MED DECLINE	60,023.50	56,227.15	57,500.00	57,500.00	43,956.84	67,500.00	67,500.00		17.39%
A.3120.0811	DENTAL INSURANCE	7,225.05	7,390.43	7,750.00	8,500.00	7,081.80	9,350.00	9,350.00		20.65%
A.3120.0812	VISION INSURANCE	2,255.40	2,255.40	2,500.00	2,500.00	1,879.50	2,500.00	2,500.00		0.00%
A.3120.0813	PBA WELFARE CONTRIB	112,504.54	112,970.04	115,000.00	115,000.00	93,261.70	115,000.00	115,000.00		0.00%
<b>Total Dept 3120</b>	<b>LAW ENFORCEMENT</b>	<b>10,212,820.95</b>	<b>10,129,875.92</b>	<b>10,756,950.00</b>	<b>11,150,339.31</b>	<b>8,336,731.08</b>	<b>11,426,535.00</b>	<b>11,426,535.00</b>	<b>0.00</b>	<b>6.22%</b>
<b>Dept 3150</b>	<b>JAIL</b>									
A.3150.0426	PRIS.SUB	23.03	22.26	500.00	500.00	0.00	500.00	500.00		0.00%
<b>Total Dept 3150</b>	<b>JAIL</b>	<b>23.03</b>	<b>22.26</b>	<b>500.00</b>	<b>500.00</b>	<b>0.00</b>	<b>500.00</b>	<b>500.00</b>	<b>0.00</b>	<b>0.00%</b>

# TOWN OF YORKTOWN

## Budget Preparation Report

Fiscal Year: 2023 Period From: 1 To: 12

Account	Description	2020	2021	Original	Adjusted	2022	2023	2023	2023	Variance To
		Actual	Actual	2022 Budget	2022 Budget	Actual Per 1-12	TENTATIVE Stage	PRELIMINA Stage	FINAL Stage	PRELIMINA Stage
<b>Dept 3310</b>	<b>TRAFFIC CONTROL</b>									
A.3310.0429	ST SI MARKING	18,589.91	14,063.46	10,000.00	77,122.20	72,235.04	10,000.00	10,000.00		0.00%
A.3310.0431	PAVEMENT MARKING	6,242.20	18,245.00	15,000.00	15,000.00	6,078.90	15,000.00	15,000.00		0.00%
<b>Total Dept 3310</b>	<b>TRAFFIC CONTROL</b>	<b>24,832.11</b>	<b>32,308.46</b>	<b>25,000.00</b>	<b>92,122.20</b>	<b>78,313.94</b>	<b>25,000.00</b>	<b>25,000.00</b>	<b>0.00</b>	<b>0.00%</b>
<b>Dept 3620</b>	<b>BUILDING DEPARTMENT</b>									
A.3620.0101	SALARIES	640,944.51	596,656.71	785,000.00	762,535.25	487,029.12	803,575.00	803,575.00		2.37%
A.3620.0105	OVERTIME	2,339.51	9,916.70	5,000.00	5,000.00	3,733.71	5,000.00	5,000.00		0.00%
A.3620.0106	LONGEVITY	3,600.00	2,100.00	2,550.00	2,550.00	2,550.00	2,650.00	2,650.00		3.92%
A.3620.0108	LUMP SUM PAYMENT	14,555.63	47,445.39	0.00	0.00	0.00				0.00%
A.3620.0110	PART TIME SALARIES	10,635.00	34,270.00	2,500.00	23,871.25	23,871.25	2,500.00	2,500.00		0.00%
A.3620.0401	SUPPLIES	1,465.16	930.35	3,500.00	3,500.00	696.28	2,500.00	2,500.00		-28.57%
A.3620.0401.0030	SUPPLIES.COVID 19	154.75	0.00	0.00	0.00	0.00				0.00%
A.3620.0406.0001	CELLULAR TELEPHONE..	4,483.42	4,022.76	5,700.00	5,700.00	2,982.79	4,250.00	4,250.00		-25.44%
A.3620.0410	PUBLICATIONS	1,400.00	0.00	0.00	0.00	0.00				0.00%
A.3620.0418	EQUIP MAINT	1,192.71	1,267.39	1,250.00	1,250.00	1,167.51	1,250.00	1,250.00		0.00%
A.3620.0420	VEHICLE MAINTENANCE	2,904.08	1,779.24	2,500.00	2,500.00	1,280.47	2,500.00	2,500.00		0.00%
A.3620.0421.0001	COMPUTER SUPPORT/SOFTWARE	1,200.00	1,200.00	7,500.00	7,500.00	0.00	33,500.00	33,500.00		346.67%
A.3620.0423	TRAINING	150.00	900.00	2,500.00	1,854.80	1,056.00	2,500.00	2,500.00		0.00%
A.3620.0428	DUES	175.00	0.00	500.00	1,520.20	1,520.20	1,525.00	1,525.00		205.00%
A.3620.0434	UNIFORMS	0.00	0.00	1,000.00	1,000.00	0.00	1,500.00	1,500.00		50.00%
A.3620.0470	GASOLINE AND OIL	2,791.81	3,100.65	4,000.00	4,000.00	2,486.46	4,000.00	4,000.00		0.00%
A.3620.0490	PROFESSIONAL SERVICES	0.00	26,834.90	0.00	1,093.50	1,093.50				0.00%
A.3620.0810	MEDICAL INSURANCE	98,728.81	81,444.46	139,750.00	139,750.00	83,912.10	167,800.00	167,800.00		20.07%
A.3620.0811	DENTAL INSURANCE	9,120.85	6,040.23	10,750.00	10,750.00	6,709.80	11,000.00	11,000.00		2.33%
A.3620.0812	VISION INSURANCE	2,685.00	2,174.85	3,000.00	3,000.00	1,798.95	2,850.00	2,850.00		-5.00%
<b>Total Dept 3620</b>	<b>BUILDING DEPARTMENT</b>	<b>798,526.24</b>	<b>820,083.63</b>	<b>977,000.00</b>	<b>977,375.00</b>	<b>621,888.14</b>	<b>1,048,900.00</b>	<b>1,048,900.00</b>	<b>0.00</b>	<b>7.36%</b>
<b>Dept 4562</b>	<b>HEALTH SERVICE</b>									

# TOWN OF YORKTOWN

## Budget Preparation Report

Fiscal Year: 2023 Period From: 1 To: 12

Account	Description	2020	2021	Original	Adjusted	2022	2023	2023	2023	Variance To
		Actual	Actual	2022 Budget	2022 Budget	Actual Per 1-12	TENTATIVE Stage	PRELIMINA Stage	FINAL Stage	PRELIMINA Stage
<b>Dept 4562</b>	<b>HEALTH SERVICE</b>									
A.4562.0493	HUDSON RIVER HEALTHCARE	1,250.00	0.00	1,250.00	1,250.00	0.00	1,250.00	1,250.00		0.00%
<b>Total Dept 4562</b>	<b>HEALTH SERVICE</b>	<b>1,250.00</b>	<b>0.00</b>	<b>1,250.00</b>	<b>1,250.00</b>	<b>0.00</b>	<b>1,250.00</b>	<b>1,250.00</b>	<b>0.00</b>	<b>0.00%</b>
<b>Dept 5010</b>	<b>HIGHWAY ADMINISTRATION</b>									
A.5010.0101	SALARIES	212,495.10	213,821.90	221,250.00	221,250.00	178,277.07	227,975.00	227,975.00		3.04%
A.5010.0106	LONGEVITY	1,600.00	1,600.00	1,750.00	1,750.00	1,750.00	1,750.00	1,750.00		0.00%
A.5010.0401	OFFICE SUPPLIES	818.76	705.61	750.00	800.00	692.66	750.00	750.00		0.00%
A.5010.0401.0001	SUPPLIES.INK & TONER	195.31	822.08	500.00	550.00	258.32	500.00	500.00		0.00%
A.5010.0406	TELECOMMUNICATIONS	3,200.13	3,255.50	3,000.00	3,000.00	2,677.08	3,275.00	3,275.00		9.17%
A.5010.0417	COPIER MAINTENANCE	229.20	313.81	500.00	500.00	124.07	500.00	500.00		0.00%
A.5010.0428	DUES	300.00	300.00	300.00	300.00	300.00	300.00	300.00		0.00%
A.5010.0810	MEDICAL INSURANCE	30,835.77	31,791.91	35,250.00	35,250.00	29,742.10	41,000.00	41,000.00		16.31%
A.5010.0811	DENTAL INSURANCE	1,933.02	2,017.08	2,500.00	2,500.00	1,680.90	2,225.00	2,225.00		-11.00%
A.5010.0812	VISION INSURANCE	644.40	724.95	750.00	750.00	537.00	725.00	725.00		-3.33%
<b>Total Dept 5010</b>	<b>HIGHWAY ADMINISTRATION</b>	<b>252,251.69</b>	<b>255,352.84</b>	<b>266,550.00</b>	<b>266,650.00</b>	<b>216,039.20</b>	<b>279,000.00</b>	<b>279,000.00</b>	<b>0.00</b>	<b>4.67%</b>
<b>Dept 5182</b>	<b>STREET LIGHTING</b>									
A.5182.0407	ELECTRICITY	112,020.60	127,843.99	112,500.00	112,500.00	71,297.03	100,000.00	100,000.00		-11.11%
A.5182.0418	EQUIP MAINT	39,994.32	43,287.61	50,000.00	56,009.74	23,014.65	60,000.00	60,000.00		20.00%
<b>Total Dept 5182</b>	<b>STREET LIGHTING</b>	<b>152,014.92</b>	<b>171,131.60</b>	<b>162,500.00</b>	<b>168,509.74</b>	<b>94,311.68</b>	<b>160,000.00</b>	<b>160,000.00</b>	<b>0.00</b>	<b>-1.54%</b>
<b>Dept 6510</b>	<b>VETERANS SERVICES</b>									
A.6510.0430	PROGRAM EXPENSE	2,419.55	1,154.55	2,500.00	2,500.00	1,516.37	2,500.00	2,500.00		0.00%
<b>Total Dept 6510</b>	<b>VETERANS SERVICES</b>	<b>2,419.55</b>	<b>1,154.55</b>	<b>2,500.00</b>	<b>2,500.00</b>	<b>1,516.37</b>	<b>2,500.00</b>	<b>2,500.00</b>	<b>0.00</b>	<b>0.00%</b>
<b>Dept 6772</b>	<b>PROGRAMS FOR AGED</b>									
A.6772.0101	SALARIES	403,963.73	395,457.05	440,300.00	436,277.80	320,435.32	454,415.00	454,415.00		3.21%
A.6772.0105	OVERTIME	0.00	146.45	1,500.00	1,500.00	229.27	1,500.00	1,500.00		0.00%
A.6772.0106	LONGEVITY	2,300.00	1,000.00	2,150.00	2,150.00	2,150.00	4,050.00	4,050.00		88.37%
A.6772.0108	LUMP SUM PAYMENT	1,724.15	9,623.30	0.00	0.00	0.00				0.00%
A.6772.0110	TEMP HELP	21,176.00	26,397.75	23,700.00	22,917.97	22,917.97	23,700.00	23,700.00		0.00%

# TOWN OF YORKTOWN

## Budget Preparation Report

Fiscal Year: 2023 Period From: 1 To: 12

Account	Description			Original	Adjusted	2022	2023	2023	2023	Variance To
		2020	2021	2022	2022	2022	2023	2023	2023	
		Actual	Actual	Budget	Budget	Actual Per 1-12	TENTATIVE Stage	PRELIMINA Stage	FINAL Stage	PRELIMINA Stage
<b>Dept 6772</b>	<b>PROGRAMS FOR AGED</b>									
A.6772.0201	EQUIPMENT	3,436.11	26,709.33	2,500.00	2,500.00	0.00	2,500.00	2,500.00		0.00%
A.6772.0401	SUPPLIES	331.55	496.41	500.00	500.00	32.21	500.00	500.00		0.00%
A.6772.0401.0001	SUPPLIES.INK & TONER	17.50	35.00	250.00	250.00	45.00	250.00	250.00		0.00%
A.6772.0401.0002	SUPP.INK/TONER-COMP LAB	238.05	249.26	250.00	250.00	0.00	250.00	250.00		0.00%
A.6772.0401.0030	SUPPLIES.COVID 19	53.80	0.00	0.00	0.00	0.00				0.00%
A.6772.0402	DEPT SUPPLIES	7,067.68	11,557.75	10,000.00	10,000.00	9,229.07	20,000.00	20,000.00		100.00%
A.6772.0402.0001	DEPT SUPPLIES	212.16	147.53	250.00	250.00	0.00	250.00	250.00		0.00%
A.6772.0402.0030	DEPT SUPPLIES.COVID 19	3,314.46	0.00	0.00	0.00	0.00				0.00%
A.6772.0406.0001	CELLULAR TELEPHONE..	378.91	376.26	500.00	500.00	312.64	500.00	500.00		0.00%
A.6772.0412	POSTAGE	110.00	110.00	116.00	116.00	0.00	120.00	120.00		3.45%
A.6772.0416	FACILITY MAINTENANCE	1,020.00	3,110.00	2,000.00	2,070.00	588.90	2,000.00	2,000.00		0.00%
A.6772.0416.0030	BUILDING MAINTENANCE.COVID 19	418.92	0.00	0.00	0.00	0.00				0.00%
A.6772.0417	COPIER MAINTENANCE	685.60	582.36	500.00	500.00	509.72	510.00	510.00		2.00%
A.6772.0418	EQUIP MAINT	3,362.22	3,227.35	4,500.00	3,590.00	1,921.00	4,500.00	4,500.00		0.00%
A.6772.0420	VEHICLE MAINTENANCE	1,292.92	2,029.86	3,500.00	5,574.87	2,644.22	3,500.00	3,500.00		0.00%
A.6772.0423	EMPLOYEE TRAINING	0.00	200.00	400.00	400.00	0.00	400.00	400.00		0.00%
A.6772.0425	FOOD SERVICE	102,545.78	167,471.54	197,700.00	195,879.25	141,179.96	200,000.00	200,000.00		1.16%
A.6772.0425.0030	COVID 19.FOOD SERVICE	58,143.10	0.00	0.00	0.00	0.00				0.00%
A.6772.0434	UNIFORMS	440.75	1,124.75	1,400.00	1,400.00	438.88	1,400.00	1,400.00		0.00%
A.6772.0470	GAS AND OIL	4,403.37	9,153.88	7,850.00	7,850.00	8,865.60	12,000.00	12,000.00		52.87%
A.6772.0470.0001	DIESEL FUEL..	1,093.41	551.67	2,000.00	0.00	0.00				-100.00%
A.6772.0490	PROFESSIONAL SERVICES	0.00	0.00	0.00	4,729.36	3,929.36				0.00%
A.6772.0810	MEDICAL INSURANCE	126,225.32	116,991.96	142,750.00	142,750.00	100,983.30	167,800.00	167,800.00		17.55%
A.6772.0811	DENTAL INSURANCE	10,488.96	10,077.08	11,500.00	11,500.00	7,880.90	12,050.00	12,050.00		4.78%
A.6772.0812	VISION INSURANCE	2,550.75	2,389.65	2,750.00	2,750.00	1,879.50	2,850.00	2,850.00		3.64%

# TOWN OF YORKTOWN

## Budget Preparation Report

Fiscal Year: 2023 Period From: 1 To: 12

Account	Description	2020	2021	Original	Adjusted	2022	2023	2023	2023	Variance To
		Actual	Actual	2022 Budget	2022 Budget	Actual Per 1-12	TENTATIVE Stage	PRELIMINA Stage	FINAL Stage	PRELIMINA Stage
<b>Dept 6772</b>	<b>PROGRAMS FOR AGED</b>									
<b>Total Dept 6772</b>	<b>PROGRAMS FOR AGED</b>	<b>756,995.20</b>	<b>789,216.19</b>	<b>858,866.00</b>	<b>856,205.25</b>	<b>626,172.82</b>	<b>915,045.00</b>	<b>915,045.00</b>	<b>0.00</b>	<b>6.54%</b>
<b>Dept 7020</b>	<b>RECREATION ADMINISTRATION</b>									
A.7020.0101	SALARIES	345,030.00	415,662.36	457,925.00	441,391.80	324,320.19	472,300.00	472,300.00		3.14%
A.7020.0105	OVERTIME	2,271.01	1,374.17	1,000.00	1,340.15	1,340.15	1,000.00	1,000.00		0.00%
A.7020.0106	LONGEVITY	3,200.00	3,200.00	3,500.00	1,900.73	1,750.00	1,750.00	1,750.00		-50.00%
A.7020.0108	LUMP SUM PAY	3,831.45	3,788.30	0.00	26,791.07	26,791.07				0.00%
A.7020.0110	TEMP HELP	12,262.25	14,050.52	22,500.00	22,500.00	16,745.94	22,500.00	22,500.00		0.00%
A.7020.0200	EQUIPMENT	0.00	498.00	500.00	284.01	0.00				-100.00%
A.7020.0202	OFFICE FURNITURE	176.71	0.00	0.00	215.99	0.00				0.00%
A.7020.0401	SUPPLIES	1,006.74	2,488.84	2,500.00	2,360.99	1,002.72	2,500.00	2,500.00		0.00%
A.7020.0401.0001	SUPPLIES.INK & TONER	363.91	243.48	500.00	499.91	464.00	500.00	500.00		0.00%
A.7020.0402	DEPT SUPPLIES	0.00	2,925.00	2,000.00	2,000.00	585.00	2,000.00	2,000.00		0.00%
A.7020.0406	TELECOMMUNICATIONS	4,298.12	5,176.08	5,000.00	5,000.00	3,826.44	5,000.00	5,000.00		0.00%
A.7020.0406.0001	CELLULAR TELEPHONE..	1,881.98	1,233.64	2,000.00	2,000.00	1,081.63	2,000.00	2,000.00		0.00%
A.7020.0407	ELECTRICITY	4,481.31	8,385.07	7,500.00	7,500.00	5,582.81	7,500.00	7,500.00		0.00%
A.7020.0411	PRINTING	6,955.00	12,063.08	14,000.00	14,000.00	13,798.15	14,000.00	14,000.00		0.00%
A.7020.0412	POSTAGE	2,436.84	5,512.89	5,500.00	5,624.09	5,621.09	5,500.00	5,500.00		0.00%
A.7020.0416	REC BUILDING MAINTENANCE	2,742.35	3,916.29	3,000.00	7,515.99	2,837.21	3,000.00	3,000.00		0.00%
A.7020.0416.0001	BLDG MAINT RESTROOM PAPER	0.00	0.00	300.00	300.00	131.74	300.00	300.00		0.00%
A.7020.0416.0030	BUILDING MAINTENANCE.COVID 19	32.96	0.00	0.00	0.00	0.00				0.00%
A.7020.0417	COPIER MAINTENANCE	1,225.49	2,398.38	1,000.00	5,276.62	2,583.51	1,500.00	1,500.00		50.00%
A.7020.0418	EQUIP MAINT	0.00	570.00	345.00	345.00	0.00	345.00	345.00		0.00%
A.7020.0420	VEHICLE MAINTENANCE	14.92	1,648.94	2,000.00	2,000.00	54.54	2,000.00	2,000.00		0.00%
A.7020.0421	COMPUTER MAINTENANCE	12,912.91	208.50	0.00	0.00	0.00				0.00%
A.7020.0421.0001	COMPUTER SUPPORT/SOFTWARE	0.00	7,500.00	7,500.00	7,740.35	7,500.00	7,500.00	7,500.00		0.00%



# TOWN OF YORKTOWN

## Budget Preparation Report

Fiscal Year: 2023 Period From: 1 To: 12

Account	Description			Original	Adjusted	2022	2023	2023	2023	Variance To
		2020	2021	2022	2022	2022	2023	2023	2023	
		Actual	Actual	Budget	Budget	Actual Per 1-12	TENTATIVE Stage	PRELIMINA Stage	FINAL Stage	PRELIMINA Stage
<b>Dept 7020</b>	<b>RECREATION ADMINISTRATION</b>									
A.7020.0425	CONTRACTUAL	1,500.00	1,800.00	1,500.00	1,500.00	1,350.00	1,500.00	1,500.00		0.00%
A.7020.0428	DUES	515.00	545.00	1,000.00	1,000.00	515.00	1,000.00	1,000.00		0.00%
A.7020.0434	UNIFORMS	640.04	425.00	450.00	450.00	150.00	300.00	300.00		-33.33%
A.7020.0450	WATER PURCHASE	78.08	70.30	100.00	100.00	71.76	100.00	100.00		0.00%
A.7020.0490	SPECIAL PROGRAM	38,232.00	33,644.00	37,500.00	38,232.00	38,232.00	38,232.00	38,232.00		1.95%
A.7020.0810	MEDICAL INSURANCE	32,383.51	57,660.63	91,500.00	86,175.00	56,313.50	94,350.00	94,350.00		3.11%
A.7020.0811	DENTAL INSURANCE	4,873.18	5,263.15	6,250.00	6,250.00	3,794.43	6,675.00	6,675.00		6.80%
A.7020.0812	VISION INSURANCE	1,288.80	1,476.75	1,950.00	1,950.00	1,154.55	1,775.00	1,775.00		-8.97%
<b>Total Dept 7020</b>	<b>RECREATION ADMINISTRATION</b>	<b>484,634.56</b>	<b>593,728.37</b>	<b>678,820.00</b>	<b>692,243.70</b>	<b>517,597.43</b>	<b>695,127.00</b>	<b>695,127.00</b>	<b>0.00</b>	<b>2.40%</b>
<b>Dept 7110</b>	<b>PARKS</b>									
A.7110.0101	SALARIES	863,668.05	895,985.89	975,025.00	948,767.80	708,618.55	993,850.00	993,850.00		1.93%
A.7110.0105	OVERTIME	7,241.20	20,523.04	15,000.00	22,115.66	20,978.33	15,000.00	15,000.00		0.00%
A.7110.0106	LONGEVITY	12,800.00	11,500.00	13,500.00	13,500.00	13,250.00	14,550.00	14,550.00		7.78%
A.7110.0108	LUMP SUM PAY	0.00	6,865.76	0.00	0.00	0.00				0.00%
A.7110.0110	TEMP HELP	9,810.02	62,153.64	50,000.00	64,446.76	62,034.26	50,000.00	50,000.00		0.00%
A.7110.0110.0001	TEMP HELP.LEGACY	11,599.00	1,856.00	0.00	0.00	0.00				0.00%
A.7110.0201	EQUIPMENT	112,850.86	219,896.07	17,500.00	75,330.20	31,995.25	60,000.00	60,000.00		242.86%
A.7110.0401	SUPPLIES	362.23	212.70	250.00	250.00	96.00	250.00	250.00		0.00%
A.7110.0401.0001	SUPPLIES.INK & TONER	104.38	104.38	125.00	125.00	61.32	125.00	125.00		0.00%
A.7110.0406	TELECOMMUNICATIONS	3,878.85	4,112.48	4,500.00	11,500.00	10,173.95	9,500.00	9,500.00		111.11%
A.7110.0406.0001	CELLULAR TELEPHONE..	3,175.16	3,486.49	3,250.00	3,250.00	2,880.39	3,250.00	3,250.00		0.00%
A.7110.0407	ELECTRIC	34,248.75	56,038.37	40,000.00	60,000.00	59,061.71	40,000.00	40,000.00		0.00%
A.7110.0407.0001	ELECTRICITY.LEGACY	10,683.53	14,509.85	12,500.00	12,500.00	11,188.44	12,500.00	12,500.00		0.00%
A.7110.0407.0002	NATURAL GAS	3,350.95	4,533.91	4,000.00	4,000.00	3,956.33	4,000.00	4,000.00		0.00%
A.7110.0407.0003	ELECTRICITY.GRANITE KNOLLS	50,871.38	34,133.77	55,000.00	55,000.00	36,877.10	55,000.00	55,000.00		0.00%
A.7110.0408	FUEL OIL	1,097.59	1,482.95	3,000.00	4,501.20	2,931.69	4,500.00	4,500.00		50.00%
A.7110.0416	GROUNDS MAINT	96,128.71	135,783.25	110,000.00	190,280.93	145,204.94	115,000.00	115,000.00		4.55%

# TOWN OF YORKTOWN

## Budget Preparation Report

Fiscal Year: 2023 Period From: 1 To: 12

Account	Description			Original	Adjusted	2022	2023	2023	2023	Variance To
		2020	2021	2022	2022	2022	2023	2023	2023	
		Actual	Actual	Budget	Budget	Actual Per 1-12	TENTATIVE Stage	PRELIMINA Stage	FINAL Stage	PRELIMINA Stage
<b>Dept 7110</b>	<b>PARKS</b>									
A.7110.0416.0001	BLDG MAINT RESTROOM PAPER	341.31	963.22	1,500.00	1,555.92	1,363.46	1,500.00	1,500.00		0.00%
A.7110.0416.0030	GROUNDS MAINTENANCE.COVID 19	1,444.85	0.00	0.00	0.00	0.00				0.00%
A.7110.0417	COPIER MAINTENANCE	66.49	35.04	150.00	150.00	33.46	150.00	150.00		0.00%
A.7110.0418	EQUIPMENT MAINTENANCE	45,167.93	53,373.62	27,500.00	40,373.51	29,233.44	30,000.00	30,000.00		9.09%
A.7110.0420	VEHICLE MAINTENANCE	14,064.24	14,126.87	13,000.00	14,710.53	12,251.66	14,000.00	14,000.00		7.69%
A.7110.0423	TRAINING	725.00	1,264.50	2,500.00	2,500.00	845.00	2,500.00	2,500.00		0.00%
A.7110.0434	UNIFORMS	5,745.01	4,393.26	5,700.00	7,293.14	3,181.05	8,000.00	8,000.00		40.35%
A.7110.0450	WATER PURCHASE	8,560.22	1,329.18	5,500.00	5,500.00	5,202.10	5,500.00	5,500.00		0.00%
A.7110.0454	PARK IMPROVEMENTS	0.00	14,886.04	15,000.00	17,215.53	2,315.53	15,000.00	15,000.00		0.00%
A.7110.0463	FEES	342.00	330.00	250.00	330.00	110.00	250.00	250.00		0.00%
A.7110.0470	GAS OIL	5,011.74	13,272.90	10,000.00	15,000.00	12,824.28	12,000.00	12,000.00		20.00%
A.7110.0470.0001	DIESEL FUEL..	8,630.05	12,906.46	11,500.00	15,900.00	11,128.78	11,500.00	11,500.00		0.00%
A.7110.0490	PROF SERVICES	0.00	0.00	0.00	7,500.00	0.00				0.00%
A.7110.0810	MEDICAL INSURANCE	220,072.43	209,626.13	250,500.00	244,502.82	188,823.68	266,000.00	266,000.00		6.19%
A.7110.0811	DENTAL INSURANCE	15,668.02	16,075.96	18,000.00	18,000.00	13,295.60	17,075.00	17,075.00		-5.14%
A.7110.0812	VISION INSURANCE	4,430.25	4,591.35	4,525.00	4,525.00	3,705.30	4,975.00	4,975.00		9.94%
<b>Total Dept 7110</b>	<b>PARKS</b>	<b>1,552,140.20</b>	<b>1,820,353.08</b>	<b>1,669,275.00</b>	<b>1,860,624.00</b>	<b>1,393,621.60</b>	<b>1,765,975.00</b>	<b>1,765,975.00</b>	<b>0.00</b>	<b>5.79%</b>
<b>Dept 7180</b>	<b>BEACH &amp; POOL FACILITIES</b>									
A.7180.0110	TEMP HELP	56,105.63	222,724.22	242,500.00	242,500.00	241,712.03	242,500.00	242,500.00		0.00%
A.7180.0201	POOL EQUIP	1,488.91	2,295.17	10,000.00	16,116.48	7,289.00	10,000.00	10,000.00		0.00%
A.7180.0402	DEPT SUPPLIES	42.85	656.36	1,000.00	1,522.75	760.65	1,500.00	1,500.00		50.00%
A.7180.0406	TELECOMMUNICATIONS/CABLE	2,806.27	2,873.53	3,000.00	3,000.00	2,449.33	3,500.00	3,500.00		16.67%
A.7180.0407	ELECTRICITY	13,288.91	26,769.29	22,500.00	22,500.00	18,693.35	22,500.00	22,500.00		0.00%
A.7180.0416	FACILITY MAINTENANCE	22,863.97	30,029.27	20,000.00	45,855.72	16,192.88	22,000.00	22,000.00		10.00%
A.7180.0416.0001	BLDG MAINT.RESTROOM PAPER	0.00	258.12	750.00	728.00	429.84	750.00	750.00		0.00%

# TOWN OF YORKTOWN

## Budget Preparation Report

Fiscal Year: 2023 Period From: 1 To: 12

Account	Description			Original	Adjusted	2022	2023	2023	2023	Variance To
		2020	2021	2022	2022	2022	2023	2023	2023	PRELIMINA
		Actual	Actual	Budget	Budget	Actual	TENTATIVE	PRELIMINA	FINAL	PRELIMINA
						Per 1-12	Stage	Stage	Stage	Stage
<b>Dept 7180</b>	<b>BEACH &amp; POOL FACILITIES</b>									
A.7180.0416.0030	BUILDING MAINTENANCE.COVID 19	211.47	0.00	0.00	0.00	0.00				0.00%
A.7180.0421	SYSTEMS MAINTENANCE	980.00	0.00	0.00	0.00	0.00				0.00%
A.7180.0423	TRAINING	0.00	478.00	1,000.00	1,113.00	1,113.00	1,200.00	1,200.00		20.00%
A.7180.0430	PROGRAM EXPENSE	2,000.00	4,425.00	4,500.00	4,469.00	4,328.00	4,500.00	4,500.00		0.00%
A.7180.0434	UNIFORMS	301.50	3,913.50	5,000.00	5,366.90	3,418.00	5,000.00	5,000.00		0.00%
A.7180.0450	WATER PURCHASE	2,120.88	3,834.19	6,000.00	6,000.00	4,935.95	6,000.00	6,000.00		0.00%
A.7180.0451	CHEMICALS	5,771.35	20,388.71	17,500.00	33,175.00	23,222.33	30,000.00	30,000.00		71.43%
A.7180.0453	POOL MAINTENANCE	46,889.02	49,748.88	48,500.00	67,521.70	29,795.93	50,000.00	50,000.00		3.09%
<b>Total Dept 7180</b>	<b>BEACH &amp; POOL FACILITIES</b>	<b>154,870.76</b>	<b>368,394.24</b>	<b>382,250.00</b>	<b>449,868.55</b>	<b>354,340.29</b>	<b>399,450.00</b>	<b>399,450.00</b>	<b>0.00</b>	<b>4.50%</b>
<b>Dept 7190</b>	<b>AQUATICS</b>									
A.7190.0110	PART TIME & SEASONAL	1,359.81	15,530.25	20,000.00	25,100.00	21,586.67	20,000.00	20,000.00		0.00%
A.7190.0446	CUSTODIAL FEES	171.00	577.50	2,000.00	2,040.50	2,040.50	2,000.00	2,000.00		0.00%
<b>Total Dept 7190</b>	<b>AQUATICS</b>	<b>1,530.81</b>	<b>16,107.75</b>	<b>22,000.00</b>	<b>27,140.50</b>	<b>23,627.17</b>	<b>22,000.00</b>	<b>22,000.00</b>	<b>0.00</b>	<b>0.00%</b>
<b>Dept 7215</b>	<b>CENTRAL GARAGE</b>									
A.7215.0101	SALARIES	222,320.30	229,886.19	238,750.00	228,561.35	177,245.04	247,725.00	247,725.00		3.76%
A.7215.0105	OVERTIME	0.00	235.27	250.00	250.00	166.39	250.00	250.00		0.00%
A.7215.0106	LONGEVITY	1,600.00	1,600.00	2,900.00	2,281.30	1,150.00	2,900.00	2,900.00		0.00%
A.7215.0108	LUMP SUM	0.00	0.00	0.00	44,769.45	44,769.45				0.00%
A.7215.0132	STIPEND-MECHANIC/AUTO	2,700.00	2,700.00	2,700.00	2,700.00	0.00	2,700.00	2,700.00		0.00%
A.7215.0201	EQUIP	3,621.30	4,336.49	10,000.00	13,805.50	6,187.70	10,000.00	10,000.00		0.00%
A.7215.0401	SUPPLIES	156.99	45.21	100.00	46.77	24.97	100.00	100.00		0.00%
A.7215.0401.0001	SUPPLIES.INK & TONER	0.00	71.42	0.00	53.23	53.23	75.00	75.00		100.00%
A.7215.0402	DEPT SUPPLIES	1,249.23	1,930.27	1,750.00	2,091.85	1,458.36	2,000.00	2,000.00		14.29%
A.7215.0406	TELECOMMUNICATIONS	1,803.50	2,200.84	2,000.00	2,000.00	1,760.65	2,500.00	2,500.00		25.00%
A.7215.0406.0001	CELLULAR TELEPHONE..	1,345.90	1,370.82	1,350.00	1,350.00	1,124.35	1,350.00	1,350.00		0.00%
A.7215.0407	ELECTRICITY	3,225.73	3,701.13	5,500.00	5,500.00	2,414.55	4,500.00	4,500.00		-18.18%

# TOWN OF YORKTOWN

## Budget Preparation Report

Fiscal Year: 2023 Period From: 1 To: 12

Account	Description	2020	2021	Original	Adjusted	2022	2023	2023	2023	Variance To
		Actual	Actual	2022 Budget	2022 Budget	Actual Per 1-12	TENTATIVE Stage	PRELIMINA Stage	FINAL Stage	PRELIMINA Stage
<b>Dept 7215</b>	<b>CENTRAL GARAGE</b>									
A.7215.0411	PRINTING	0.00	399.75	400.00	400.00	0.00	400.00	400.00		0.00%
A.7215.0416	BUILDING MAINTENANCE	2,460.14	3,651.14	5,000.00	5,700.00	2,940.31	5,000.00	5,000.00		0.00%
A.7215.0416.0001	BLDG MAINT.RESTROOM PAPER	196.72	326.00	150.00	150.00	0.00	150.00	150.00		0.00%
A.7215.0418	EQUIP MAINT	207.00	279.23	750.00	1,750.00	1,294.71	750.00	750.00		0.00%
A.7215.0420	VEHICLE MAINTENANCE	0.00	639.89	500.00	2,681.93	2,681.93	500.00	500.00		0.00%
A.7215.0421.0001	COMPUTER SUPPORT/SOFTWARE	1,525.00	800.00	1,000.00	800.00	0.00	800.00	800.00		-20.00%
A.7215.0423	EMPLOYEE TRAINING	0.00	1,604.16	500.00	1,050.00	1,050.00	500.00	500.00		0.00%
A.7215.0425	OUT CONTRACT	(31.68)	51.12	750.00	750.00	(7.92)	100.00	100.00		-86.67%
A.7215.0434	UNIFORMS	2,295.88	1,945.23	3,150.00	3,287.50	1,720.94	3,150.00	3,150.00		0.00%
A.7215.0450	CG WATER	88.55	131.63	125.00	130.26	181.54	125.00	125.00		0.00%
A.7215.0470	AUTOMOTIVE FLUIDS	(180.29)	(88.12)	3,500.00	3,513.95	638.61	3,500.00	3,500.00		0.00%
A.7215.0470.0001	DIESEL FUEL	448.15	835.72	1,000.00	1,000.00	1,257.10	1,750.00	1,750.00		75.00%
A.7215.0470.0003	UNLEADED FUEL	3,216.61	11,231.25	15,000.00	15,000.00	22,600.60	15,000.00	15,000.00		0.00%
A.7215.0471	SPARE PARTS	815.96	(2,626.49)	8,000.00	5,634.01	(4,810.98)	7,500.00	7,500.00		-6.25%
A.7215.0472	TIRES BATT	736.96	779.59	3,500.00	3,500.00	(3,955.69)	2,500.00	2,500.00		-28.57%
A.7215.0473	MISC SERV	79.70	0.00	0.00	0.00	0.00				0.00%
A.7215.0810	MEDICAL INSURANCE	23,718.03	31,791.91	35,250.00	35,250.00	36,177.89	57,225.00	57,225.00		62.34%
A.7215.0811	DENTAL INSURANCE	2,339.49	3,031.15	2,750.00	2,750.00	2,592.99	3,875.00	3,875.00		40.91%
A.7215.0812	VISION INSURANCE	939.75	966.60	1,000.00	1,000.00	751.80	1,075.00	1,075.00		7.50%
<b>Total Dept 7215</b>	<b>CENTRAL GARAGE</b>	<b>276,878.92</b>	<b>303,827.40</b>	<b>347,625.00</b>	<b>387,757.10</b>	<b>301,468.52</b>	<b>378,000.00</b>	<b>378,000.00</b>	<b>0.00</b>	<b>8.74%</b>
<b>Dept 7270</b>	<b>FAMILY/SPECIAL EVENTS</b>									
A.7270.0105	OVERTIME	203.01	8,615.91	9,500.00	9,795.00	9,515.12	9,500.00	9,500.00		0.00%
A.7270.0110	PART TIME & SEASONAL	100.00	120.00	350.00	350.00	0.00	350.00	350.00		0.00%
A.7270.0425	CONTRACTUAL	0.00	4,474.00	4,000.00	4,000.00	0.00	4,000.00	4,000.00		0.00%
A.7270.0430	PROGRAM EXPENSES	1,323.31	9,425.48	8,500.00	8,500.00	8,201.10	8,500.00	8,500.00		0.00%
<b>Total Dept 7270</b>	<b>FAMILY/SPECIAL EVENTS</b>	<b>1,626.32</b>	<b>22,635.39</b>	<b>22,350.00</b>	<b>22,645.00</b>	<b>17,716.22</b>	<b>22,350.00</b>	<b>22,350.00</b>	<b>0.00</b>	<b>0.00%</b>

# TOWN OF YORKTOWN

## Budget Preparation Report

Fiscal Year: 2023 Period From: 1 To: 12

Account	Description			Original	Adjusted	2022	2023	2023	2023	Variance To
		2020	2021	2022	2022	Actual	TENTATIVE	PRELIMINA	FINAL	PRELIMINA
		Actual	Actual	Budget	Budget	Per 1-12	Stage	Stage	Stage	Stage
<b>Dept 7270</b>	<b>FAMILY/SPECIAL EVENTS</b>									
<b>Dept 7310</b>	<b>CAMP PROGRAMS</b>									
A.7310.0110	TEMP HELP	0.00	139,138.13	275,000.00	212,474.63	197,090.30	275,000.00	275,000.00		0.00%
A.7310.0402	DEPT SUPPLIES	268.38	1,419.97	2,000.00	2,445.41	1,922.66	2,000.00	2,000.00		0.00%
A.7310.0404	MILEAGE	0.00	186.82	750.00	322.55	322.55	750.00	750.00		0.00%
A.7310.0406.0001	CELLULAR TELEPHONE..	0.00	129.00	500.00	152.49	152.49	500.00	500.00		0.00%
A.7310.0423	TRAINING	0.00	5,000.00	2,500.00	2,416.00	2,416.00	2,500.00	2,500.00		0.00%
A.7310.0425	CONTRACTUAL SVS	(50.00)	22,355.46	15,000.00	12,035.00	12,035.00	9,000.00	9,000.00		-40.00%
A.7310.0430	CAMP PROGRAM EXP	0.00	6,933.56	12,500.00	10,131.08	9,405.48	12,500.00	12,500.00		0.00%
A.7310.0434	UNIFORMS	0.00	0.00	7,500.00	8,773.00	0.00	7,500.00	7,500.00		0.00%
A.7310.0446	CUST FEES	0.00	549.12	3,000.00	0.00	0.00	3,000.00	3,000.00		0.00%
A.7310.0447	TRANSPORTATION	0.00	0.00	52,250.00	55,395.00	55,395.00	52,250.00	52,250.00		0.00%
A.7310.0448	TRIP BOOKING	3,939.00	0.00	57,000.00	24,447.98	16,432.21	55,000.00	55,000.00		-3.51%
<b>Total Dept 7310</b>	<b>CAMP PROGRAMS</b>	<b>4,157.38</b>	<b>175,712.06</b>	<b>428,000.00</b>	<b>328,593.14</b>	<b>295,171.69</b>	<b>420,000.00</b>	<b>420,000.00</b>	<b>0.00</b>	<b>-1.87%</b>
<b>Dept 7320</b>	<b>YOUTH PROGRAMS</b>									
A.7320.0105	OVERTIME	419.47	299.07	2,000.00	0.00	0.00	2,000.00	2,000.00		0.00%
A.7320.0110	PART TIME & SEASONAL	780.00	0.00	0.00	0.00	0.00				0.00%
A.7320.0425	CONTRACTUAL	41,720.40	110,463.32	130,000.00	155,750.40	91,903.20	120,000.00	120,000.00		-7.69%
A.7320.0425.0001	ATHLETIC CLUB CONTRACTS	78,544.00	0.00	82,700.00	68,675.75	68,675.75	82,700.00	82,700.00		0.00%
A.7320.0430	MISC PROGRAM EXP	0.00	710.32	1,250.00	266.41	266.41	1,250.00	1,250.00		0.00%
<b>Total Dept 7320</b>	<b>YOUTH PROGRAMS</b>	<b>121,463.87</b>	<b>111,472.71</b>	<b>215,950.00</b>	<b>224,692.56</b>	<b>160,845.36</b>	<b>205,950.00</b>	<b>205,950.00</b>	<b>0.00</b>	<b>-4.63%</b>
<b>Dept 7450</b>	<b>MUSEUM</b>									
A.7450.0110	PART TIME HELP	58,337.02	58,947.46	60,175.00	60,175.00	48,595.37	61,050.00	61,050.00		1.45%
A.7450.0131	STIPEND	5,095.95	4,999.80	5,000.00	5,000.00	4,038.30	5,000.00	5,000.00		0.00%
A.7450.0401	SUPPLIES	396.32	525.25	750.00	752.70	212.85	500.00	500.00		-33.33%
A.7450.0401.0001	SUPPLIES.INK & TONER	406.92	50.96	500.00	550.00	522.01	250.00	250.00		-50.00%
A.7450.0417	COPIER MAINTENANCE	14.36	16.48	75.00	75.00	8.58	75.00	75.00		0.00%

# TOWN OF YORKTOWN

## Budget Preparation Report

Fiscal Year: 2023 Period From: 1 To: 12

Account	Description	2020	2021	Original	Adjusted	2022	2023	2023	2023	Variance To
		Actual	Actual	2022 Budget	2022 Budget	Actual Per 1-12	TENTATIVE Stage	PRELIMINA Stage	FINAL Stage	
<b>Dept 7450</b>	<b>MUSEUM</b>									
A.7450.0421.0001	COMPUTER SUPPORT/SOFTWARE	0.00	165.05	700.00	700.00	540.00	700.00	700.00		0.00%
A.7450.0428	DUES	581.05	365.00	375.00	375.00	240.00	250.00	250.00		-33.33%
A.7450.0450	WATER PURCHASE	15.26	10.97	50.00	50.00	4.90	25.00	25.00		-50.00%
A.7450.0490	PROF SERVICES	540.00	540.00	0.00	0.00	0.00				0.00%
A.7450.0810	MEDICAL INSURANCE	9,316.96	9,697.77	10,750.00	10,750.00	8,992.44	12,400.00	12,400.00		15.35%
A.7450.0811	DENTAL INSURANCE	44.09	44.09	750.00	750.00	440.90	600.00	600.00		-20.00%
A.7450.0812	VISION INSURANCE	322.20	322.20	375.00	375.00	268.50	375.00	375.00		0.00%
<b>Total Dept 7450</b>	<b>MUSEUM</b>	<b>75,070.13</b>	<b>75,685.03</b>	<b>79,500.00</b>	<b>79,552.70</b>	<b>63,863.85</b>	<b>81,225.00</b>	<b>81,225.00</b>	<b>0.00</b>	<b>2.17%</b>
<b>Dept 7610</b>	<b>ADULT PROGRAMS</b>									
A.7610.0425	CONTRACTUAL INSTRUCTORS	8,396.20	16,660.80	42,500.00	43,300.00	22,656.80	42,500.00	42,500.00		0.00%
A.7610.0430	PROGRAM EXPENSES	1,572.42	1,884.88	5,000.00	2,938.74	392.97	5,000.00	5,000.00		0.00%
<b>Total Dept 7610</b>	<b>ADULT PROGRAMS</b>	<b>9,968.62</b>	<b>18,545.68</b>	<b>47,500.00</b>	<b>46,238.74</b>	<b>23,049.77</b>	<b>47,500.00</b>	<b>47,500.00</b>	<b>0.00</b>	<b>0.00%</b>
<b>Dept 7620</b>	<b>SENIOR PROGRAMS</b>									
A.7620.0411	PRINTING	196.65	0.00	500.00	259.65	187.20	500.00	500.00		0.00%
A.7620.0425	CONTRACTUAL	10,684.50	9,404.00	15,000.00	15,640.00	10,692.00	15,000.00	15,000.00		0.00%
A.7620.0430	PROGRAM EXPENSE	98.05	0.00	750.00	750.00	0.00	750.00	750.00		0.00%
A.7620.0447	TRANSPORTATION	0.00	8,150.00	14,500.00	13,900.00	13,850.00	14,500.00	14,500.00		0.00%
<b>Total Dept 7620</b>	<b>SENIOR PROGRAMS</b>	<b>10,979.20</b>	<b>17,554.00</b>	<b>30,750.00</b>	<b>30,549.65</b>	<b>24,729.20</b>	<b>30,750.00</b>	<b>30,750.00</b>	<b>0.00</b>	<b>0.00%</b>
<b>Dept 8010</b>	<b>ZONING</b>									
A.8010.0442	LEGAL NOTICES	1,230.75	1,368.55	1,500.00	2,487.45	1,252.79	1,500.00	1,500.00		0.00%
A.8010.0490	CONTRACTUAL SERVICES	875.00	1,250.00	1,500.00	1,500.00	625.00	1,500.00	1,500.00		0.00%
<b>Total Dept 8010</b>	<b>ZONING</b>	<b>2,105.75</b>	<b>2,618.55</b>	<b>3,000.00</b>	<b>3,987.45</b>	<b>1,877.79</b>	<b>3,000.00</b>	<b>3,000.00</b>	<b>0.00</b>	<b>0.00%</b>
<b>Dept 8020</b>	<b>PLANNING</b>									
A.8020.0101	SALARIES	354,223.20	311,486.05	389,350.00	389,350.00	260,937.27	399,075.00	399,075.00		2.50%
A.8020.0105	OVERTIME	5,235.15	1,894.77	2,500.00	2,500.00	21.81	2,500.00	2,500.00		0.00%
A.8020.0106	LONGEVITY	2,900.00	3,200.00	3,500.00	3,500.00	1,750.00	3,750.00	3,750.00		7.14%

# TOWN OF YORKTOWN

## Budget Preparation Report

Fiscal Year: 2023 Period From: 1 To: 12

Account	Description			Original	Adjusted	2022	2023	2023	2023	Variance To
		2020	2021	2022	2022	2022	2023	2023	2023	
		Actual	Actual	Budget	Budget	Actual Per 1-12	TENTATIVE Stage	PRELIMINA Stage	FINAL Stage	PRELIMINA Stage
<b>Dept 8020</b>	<b>PLANNING</b>									
A.8020.0108	LUMP SUM PAYMENT	2,693.35	0.00	0.00	0.00	0.00				0.00%
A.8020.0110	PART TIME & SEASONAL	2,725.00	2,225.00	5,000.00	5,000.00	1,050.00	5,000.00	5,000.00		0.00%
A.8020.0131	STIPEND	7,999.94	7,999.94	8,000.00	8,000.00	6,461.49	8,000.00	8,000.00		0.00%
A.8020.0201	EQUIPMENT	0.00	10,298.91	2,000.00	2,000.00	(6,953.98)				-100.00%
A.8020.0401	SUPPLIES	1,432.04	1,010.11	1,500.00	1,439.01	556.12	1,500.00	1,500.00		0.00%
A.8020.0401.0001	SUPPLIES.INK & TONER	1,973.77	1,781.61	2,000.00	2,000.00	831.13				-100.00%
A.8020.0401.0030	SUPPLIES.COVID 19	45.40	0.00	0.00	0.00	0.00				0.00%
A.8020.0402	DEPT SUPPLIES	353.64	373.52	500.00	500.00	75.00	500.00	500.00		0.00%
A.8020.0405	CONFERENCES	549.00	0.00	1,000.00	800.00	0.00	750.00	750.00		-25.00%
A.8020.0406.0001	CELLULAR TELEPHONE..	385.83	376.26	400.00	400.00	312.64	450.00	450.00		12.50%
A.8020.0410	BOOKS	0.00	0.00	125.00	125.00	0.00				-100.00%
A.8020.0411	PRINTING	0.00	605.00	250.00	250.00	0.00	250.00	250.00		0.00%
A.8020.0412	POSTAGE	0.00	104.40	0.00	0.00	0.00				0.00%
A.8020.0417	COPIER MAINTENANCE	824.39	792.00	1,200.00	1,200.00	594.00	1,000.00	1,000.00		-16.67%
A.8020.0418	EQUIP MAINT	17.15	705.27	0.00	0.00	0.00				0.00%
A.8020.0421.0001	COMPUTER SUPPORT/SOFTWARE	3,807.94	883.50	5,500.00	5,500.00	1,965.40	1,000.00	1,000.00		-81.82%
A.8020.0423	TRAINING	443.00	0.00	500.00	500.00	0.00	500.00	500.00		0.00%
A.8020.0428	DUES	2,859.00	2,824.00	3,000.00	3,000.00	2,007.00	3,000.00	3,000.00		0.00%
A.8020.0434	UNIFORMS	0.00	0.00	300.00	500.00	0.00	300.00	300.00		0.00%
A.8020.0442	LEGAL NOTICES	2,781.76	4,078.15	2,500.00	2,500.00	1,431.19	2,500.00	2,500.00		0.00%
A.8020.0450	WATER PURCHASE	64.12	73.79	100.00	100.00	91.72	100.00	100.00		0.00%
A.8020.0479	SPECIAL PROJECTS	3,069.57	3,966.00	0.00	0.00	0.00				0.00%
A.8020.0479.0004	TOWN PLANTERS	3,037.69	2,037.45	5,000.00	5,000.00	0.00	3,000.00	3,000.00		-40.00%
A.8020.0479.0005	LANDMARKS	5,000.00	0.00	2,500.00	2,500.00	900.00	2,500.00	2,500.00		0.00%
A.8020.0490	PROF SERVICES	0.00	6,628.00	5,000.00	5,000.00	0.00				-100.00%
A.8020.0810	MEDICAL INSURANCE	71,551.79	66,282.40	83,500.00	83,500.00	62,248.84	98,200.00	98,200.00		17.60%
A.8020.0811	DENTAL INSURANCE	4,652.73	4,464.00	5,000.00	5,000.00	3,720.00	6,550.00	6,550.00		31.00%

# TOWN OF YORKTOWN

## Budget Preparation Report

Fiscal Year: 2023 Period From: 1 To: 12

Account	Description	2020	2021	Original	Adjusted	2022	2023	2023	2023	Variance To
		Actual	Actual	2022 Budget	2022 Budget	Actual Per 1-12	TENTATIVE Stage	PRELIMINA Stage	FINAL Stage	PRELIMINA Stage
<b>Dept 8020</b>	<b>PLANNING</b>									
A.8020.0812	VISION INSURANCE	1,208.25	966.60	1,500.00	1,500.00	805.50	1,425.00	1,425.00		-5.00%
<b>Total Dept 8020</b>	<b>PLANNING</b>	<b>479,833.71</b>	<b>435,056.73</b>	<b>531,725.00</b>	<b>531,664.01</b>	<b>338,805.13</b>	<b>541,850.00</b>	<b>541,850.00</b>	<b>0.00</b>	<b>1.90%</b>
<b>Dept 8030</b>	<b>SECTION 8</b>									
A.8030.0101	SALARIES	99,881.22	108,861.30	108,700.00	108,700.00	87,619.95	111,425.00	111,425.00		2.51%
A.8030.0106	LONGEVITY	1,000.00	0.00	0.00	0.00	0.00				0.00%
A.8030.0108	LUMP SUM	0.00	32,808.21	0.00	0.00	0.00				0.00%
A.8030.0401	SUPPLIES	227.78	0.00	700.00	1,345.92	0.00	700.00	700.00		0.00%
A.8030.0401.0001	SUPPLIES.INK & TONER	374.26	0.00	0.00	475.94	0.00				0.00%
A.8030.0401.0030	SUPPLIES.COVID 19	58.71	0.00	0.00	0.00	0.00				0.00%
A.8030.0406.0001	CELLULAR TELEPHONE..	321.75	376.26	450.00	450.00	312.64	450.00	450.00		0.00%
A.8030.0418	EQUIP MAINT	570.69	0.00	150.00	150.00	0.00	150.00	150.00		0.00%
A.8030.0421.0001	COMPUTER SUPPORT/SOFTWARE	800.00	145.00	1,250.00	1,000.00	150.00	75.00	75.00		-94.00%
A.8030.0440	AUDIT FEE	1,500.00	2,500.00	2,500.00	2,500.00	2,500.00	2,500.00	2,500.00		0.00%
A.8030.0810	MEDICAL INSURANCE	0.00	13,250.62	24,500.00	24,500.00	20,749.64	28,625.00	28,625.00		16.84%
A.8030.0811	DENTAL INSURANCE	1,425.99	1,488.00	1,700.00	1,700.00	1,240.00	1,650.00	1,650.00		-2.94%
A.8030.0812	VISION INSURANCE	322.20	349.05	375.00	375.00	268.50	375.00	375.00		0.00%
<b>Total Dept 8030</b>	<b>SECTION 8</b>	<b>106,482.60</b>	<b>159,778.44</b>	<b>140,325.00</b>	<b>141,196.86</b>	<b>112,840.73</b>	<b>145,950.00</b>	<b>145,950.00</b>	<b>0.00</b>	<b>4.01%</b>
<b>Dept 8090</b>	<b>CONSERVATION BOARD</b>									
A.8090.0110	PART TIME & SEASONAL	14,920.00	5,925.00	0.00	125.00	0.00				0.00%
A.8090.0423	TRAINING	100.00	0.00	0.00	0.00	0.00				0.00%
A.8090.0428	DUES	0.00	0.00	0.00	75.00	75.00	75.00	75.00		100.00%
A.8090.0490	PROF SERVICES	0.00	0.00	3,000.00	2,800.00	2,375.00	3,000.00	3,000.00		0.00%
<b>Total Dept 8090</b>	<b>CONSERVATION BOARD</b>	<b>15,020.00</b>	<b>5,925.00</b>	<b>3,000.00</b>	<b>3,000.00</b>	<b>2,450.00</b>	<b>3,075.00</b>	<b>3,075.00</b>	<b>0.00</b>	<b>2.50%</b>
<b>Dept 8730</b>	<b>OPEN SPACE FORESTRY</b>									
A.8730.0425	CONTRACTUAL FORESTRY	0.00	0.00	50,000.00	50,000.00	45,910.00	50,000.00	50,000.00		0.00%
<b>Total Dept 8730</b>	<b>OPEN SPACE FORESTRY</b>	<b>0.00</b>	<b>0.00</b>	<b>50,000.00</b>	<b>50,000.00</b>	<b>45,910.00</b>	<b>50,000.00</b>	<b>50,000.00</b>	<b>0.00</b>	<b>0.00%</b>



# TOWN OF YORKTOWN

## Budget Preparation Report

Fiscal Year: 2023 Period From: 1 To: 12

Account	Description			Original	Adjusted	2022	2023	2023	2023	Variance To
		2020	2021	2022	2022	2022	2023	2023	2023	
		Actual	Actual	Budget	Budget	Actual Per 1-12	TENTATIVE Stage	PRELIMINA Stage	FINAL Stage	PRELIMINA Stage
<b>Dept 9000</b>	<b>EMPLOYEE BENEFITS</b>									
A.9000.0108	MEDICAL LUMP SUM	51,286.45	65,954.09	90,750.00	90,750.00	72,960.76	112,500.00	112,500.00		23.97%
A.9000.0800	FICA/MEDICARE	1,088,909.05	1,127,222.57	1,298,740.00	1,298,740.00	941,612.56	1,317,475.00	1,317,475.00		1.44%
A.9000.0801	MTA TAX	49,952.71	51,192.58	58,250.00	58,250.00	42,021.30	59,200.00	59,200.00		1.63%
A.9000.0810	RETIREE MEDICAL	879,922.25	1,000,920.41	1,837,500.00	1,832,500.00	875,573.64	1,675,975.00	1,675,975.00		-8.79%
A.9000.0811	STATE RETIREMENT	846,024.00	996,526.00	1,207,500.00	1,207,500.00	0.00	1,205,600.00	1,205,600.00		-0.16%
A.9000.0812	POLICE RETIREMENT	1,648,424.00	1,909,498.00	2,175,500.00	2,175,500.00	0.00	2,190,900.00	2,190,900.00		0.71%
A.9000.0812.0001	POLICE CIVILIAN RETIREMENT	51,960.00	63,774.00	75,500.00	75,500.00	0.00	76,000.00	76,000.00		0.66%
A.9000.0813	WORKERS COMPENSATION	120,800.58	145,343.08	186,000.00	186,000.00	142,358.75	186,000.00	186,000.00		0.00%
A.9000.0815	EMPLOYEE ASSIST PRGRM	0.00	4,132.80	4,500.00	4,500.00	3,888.95	4,500.00	4,500.00		0.00%
A.9000.0818	UNEMPLOYMENT	14,927.64	0.00	7,500.00	7,500.00	7.25	5,000.00	5,000.00		-33.33%
A.9000.0819	FSA ADMINISTRATION	1,463.00	1,364.00	1,500.00	1,500.00	1,265.00	1,500.00	1,500.00		0.00%
A.9000.0821	TRAINING/TESTING	35,031.24	17,202.34	35,000.00	35,000.00	15,214.01	35,000.00	35,000.00		0.00%
<b>Total Dept 9000</b>	<b>EMPLOYEE BENEFITS</b>	<b>4,788,700.92</b>	<b>5,383,129.87</b>	<b>6,978,240.00</b>	<b>6,973,240.00</b>	<b>2,094,902.22</b>	<b>6,869,650.00</b>	<b>6,869,650.00</b>	<b>0.00</b>	<b>-1.56%</b>
<b>Dept 9700</b>	<b>DEBT SERVICES</b>									
A.9700.0490	PROF SERVICES	1,050.00	1,270.00	1,500.00	1,500.00	0.00				-100.00%
<b>Total Dept 9700</b>	<b>DEBT SERVICES</b>	<b>1,050.00</b>	<b>1,270.00</b>	<b>1,500.00</b>	<b>1,500.00</b>	<b>0.00</b>	<b>0.00</b>	<b>0.00</b>	<b>0.00</b>	<b>-100.00%</b>
<b>Dept 9730</b>	<b>BOND ANTICIPATION NOTES</b>									
A.9730.0610	PRINCIPAL	267,789.00	560,000.00	560,000.00	560,000.00	560,000.00				-100.00%
A.9730.0710	INTEREST	35,888.23	18,470.04	9,500.00	9,500.00	9,132.98				-100.00%
<b>Total Dept 9730</b>	<b>BOND ANTICIPATION NOTES</b>	<b>303,677.23</b>	<b>578,470.04</b>	<b>569,500.00</b>	<b>569,500.00</b>	<b>569,132.98</b>	<b>0.00</b>	<b>0.00</b>	<b>0.00</b>	<b>-100.00%</b>
<b>Dept 9901</b>	<b>TRANSFERS TO OTHER FUNDS</b>									
A.9901.0900	TRANS TO WORKERS COMP	99,195.31	394,110.22	0.00	300,958.89	300,958.89				0.00%
A.9901.0901	TRANS TO LIAB SELF INS	0.00	0.00	0.00	298,310.44	298,310.44				0.00%
A.9901.0902	TRANSFER TO HIGHWAY	8,725.00	1,008,725.00	25,000.00	331,000.00	331,000.00	25,000.00	25,000.00		0.00%

# TOWN OF YORKTOWN

## Budget Preparation Report

Fiscal Year: 2023 Period From: 1 To: 12

Account	Description	2020 Actual	2021 Actual	Original 2022 Budget	Adjusted 2022 Budget	2022 Actual Per 1-12	2023 TENTATIVE Stage	2023 PRELIMINA Stage	2023 FINAL Stage	Variance To PRELIMINA Stage
<b>Dept 9901</b>	<b>TRANSFERS TO OTHER FUNDS</b>									
<b>Total Dept 9901</b>	<b>TRANSFERS TO OTHER FUNDS</b>	107,920.31	1,402,835.22	25,000.00	930,269.33	930,269.33	25,000.00	25,000.00	0.00	0.00%
<b>Dept 9950</b>	<b>TRNSFR TO CAPITAL PROJECTS FND</b>									
A.9950.0900	TRANSFER TO CAPITAL	288,362.00	934,450.66	0.00	1,523,222.18	1,523,222.18				0.00%
<b>Total Dept 9950</b>	<b>TRNSFR TO CAPITAL PROJECTS FND</b>	288,362.00	934,450.66	0.00	1,523,222.18	1,523,222.18	0.00	0.00	0.00	0.00%
<b>Grand Total</b>		<b>26,597,475.35</b>	<b>30,700,826.65</b>	<b>32,445,866.00</b>	<b>35,964,230.27</b>	<b>23,724,254.48</b>	<b>32,947,622.00</b>	<b>32,947,622.00</b>	<b>0.00</b>	<b>1.55%</b>

**NOTE: One or more accounts may not be printed due to Account Table restrictions.**

# TOWN OF YORKTOWN

## Budget Preparation Report

Fiscal Year: 2023 Period From: 1 To: 12

Account	Description			Original	Adjusted	2022	2023	2023	2023	Variance To
		2020	2021	2022	2022	2022	2023	2023	2023	
		Actual	Actual	Budget	Budget	Actual Per 1-12	TENTATIVE Stage	PRELIMINA Stage	FINAL Stage	PRELIMINA Stage
<b>Dept 0000</b>	.									
D.0000.1001	TAXES	6,250,019.00	6,246,625.00	6,248,825.00	6,248,825.00	6,248,825.00	6,246,265.00	6,246,265.00		-0.04%
D.0000.1002	APPR FUND BALANCE	0.00	0.00	0.00	1,292,633.70	0.00				0.00%
D.0000.2401	INTEREST EARNINGS	24,793.06	7,922.21	5,500.00	5,500.00	16,766.02	10,000.00	10,000.00		81.82%
D.0000.2560	FEES	5,200.00	8,550.00	5,000.00	5,000.00	3,650.00	5,000.00	5,000.00		0.00%
D.0000.2565	STREET OPENING FEES	42,500.00	46,000.00	45,000.00	45,000.00	1,000.00	42,250.00	42,250.00		-6.11%
D.0000.2655	COMPOST PERMITS	0.00	2,161.00	2,500.00	2,500.00	254.00	2,500.00	2,500.00		0.00%
D.0000.2665	SALE OF EQUIPMENT	486.30	151,092.22	0.00	0.00	3,757.91				0.00%
D.0000.2680	INSURANCE RECOVERIES	852.04	9,104.13	0.00	0.00	18,932.11				0.00%
D.0000.2770	MISCELLANEOUS	1,133.28	11,154.11	2,500.00	2,500.00	47,213.40	7,500.00	7,500.00		200.00%
D.0000.3089	GENERAL GOVERNMENT AID	0.00	0.00	0.00	0.00	156,883.00				0.00%
D.0000.3501	STATE AID CHIPS	302,761.53	564,013.21	475,000.00	475,000.00	0.00	475,000.00	475,000.00		0.00%
D.0000.3501.0001	WINTER RECOVERY GRANT	0.00	468,703.87	125,000.00	125,000.00	813,976.38	125,000.00	125,000.00		0.00%
D.0000.3510	FEMA STATE AID	0.00	0.00	0.00	0.00	1,578.24				0.00%
D.0000.4510	FEMA FEDERAL AID	0.00	0.00	0.00	0.00	14,204.21				0.00%
D.0000.5031	TRANSFER	8,725.00	1,008,725.00	25,000.00	331,000.00	331,000.00	25,000.00	25,000.00		0.00%
D.0000.5031.0001	TRANSFER FROM WATER	37,475.00	37,475.00	95,000.00	95,000.00	95,000.00	95,000.00	95,000.00		0.00%
D.0000.5031.0002	TRANSFER FROM SEWER..	8,725.00	8,725.00	13,000.00	13,000.00	13,000.00	13,000.00	13,000.00		0.00%
D.0000.5031.0003	TRANSFER FROM REFUSE..	61,000.00	61,000.00	75,000.00	75,000.00	75,000.00	75,000.00	75,000.00		0.00%
<b>Total Dept 0000</b>	.	<b>(6,743,670.21)</b>	<b>(8,631,250.75)</b>	<b>(7,117,325.00)</b>	<b>(8,715,958.70)</b>	<b>(7,841,040.27)</b>	<b>(7,121,515.00)</b>	<b>(7,121,515.00)</b>	<b>0.00</b>	<b>0.06%</b>
<b>Grand Total</b>		<b>(6,743,670.21)</b>	<b>(8,631,250.75)</b>	<b>(7,117,325.00)</b>	<b>(8,715,958.70)</b>	<b>(7,841,040.27)</b>	<b>(7,121,515.00)</b>	<b>(7,121,515.00)</b>	<b>0.00</b>	<b>0.06%</b>

**NOTE: One or more accounts may not be printed due to Account Table restrictions.**

# TOWN OF YORKTOWN

## Budget Preparation Report

Fiscal Year: 2023 Period From: 1 To: 12

Account	Description			Original	Adjusted	2022	2023	2023	2023	Variance To
		2020	2021	2022	2022	2022	2023	2023	2023	
		Actual	Actual	Budget	Budget	Actual Per 1-12	TENTATIVE Stage	PRELIMINA Stage	FINAL Stage	PRELIMINA Stage
<b>Dept 5110</b>	<b>STREET MAINTENANCE</b>									
D.5110.0101	SALARIES	1,433,815.75	1,415,018.07	1,750,450.00	1,564,444.46	1,180,972.10	1,913,115.00	1,913,115.00		9.29%
D.5110.0105	OVERTIME	138,634.73	78,566.09	25,000.00	52,505.54	51,616.37	25,000.00	25,000.00		0.00%
D.5110.0106	LONGEVITY	8,700.00	6,400.00	10,900.00	10,900.00	9,250.00	13,500.00	13,500.00		23.85%
D.5110.0108	LUMP SUM	0.00	101,694.94	0.00	0.00	0.00				0.00%
D.5110.0110	PART TIME & SEASONAL	19,110.00	19,710.00	25,000.00	25,000.00	18,225.00	22,500.00	22,500.00		-10.00%
D.5110.0201	EQUIPMENT	434,365.63	507,375.04	180,000.00	1,007,073.21	303,643.21				-100.00%
D.5110.0403	SUPPLIES	106,611.58	116,017.98	115,000.00	123,995.49	100,229.30	115,000.00	115,000.00		0.00%
D.5110.0406	TELECOMMUNICATIONS	727.46	784.37	1,000.00	1,000.00	1,040.00	1,000.00	1,000.00		0.00%
D.5110.0406.0001	CELLULAR TELEPHONE..	2,179.12	1,744.52	5,000.00	5,000.00	1,326.52	2,500.00	2,500.00		-50.00%
D.5110.0407	ELECTRICITY	10,051.77	12,791.14	14,000.00	14,000.00	9,732.64	10,000.00	10,000.00		-28.57%
D.5110.0407.0002	NATURAL GAS..	13,902.16	17,709.88	16,500.00	16,500.00	12,727.77	25,000.00	25,000.00		51.52%
D.5110.0416	BUILDING MAINTENANCE	7,279.66	9,420.57	10,000.00	24,655.30	16,467.16	7,500.00	7,500.00		-25.00%
D.5110.0416.0001	BLDG MAINT.RESTROOM PAPER	265.21	290.94	500.00	500.00	362.65	500.00	500.00		0.00%
D.5110.0416.0030	BUILDING MAINTENANCE.COVID 19	771.45	0.00	0.00	0.00	0.00				0.00%
D.5110.0418	EQUIP MAINT	1,322.82	1,396.86	1,000.00	1,150.00	0.00	1,500.00	1,500.00		50.00%
D.5110.0421.0001	COMPUTER SOFTWARE/SUPPORT	6,119.91	2,500.00	2,750.00	2,750.00	2,500.00	500.00	500.00		-81.82%
D.5110.0423	EMPLOYEE TRAINING	1,065.86	3,834.50	3,500.00	2,500.00	330.50	3,500.00	3,500.00		0.00%
D.5110.0425	OUTSIDE SERVICES	62,653.50	25,785.00	63,500.00	60,500.00	20,595.00	55,000.00	55,000.00		-13.39%
D.5110.0434	UNIFORMS	10,035.86	9,937.17	15,750.00	15,859.37	7,345.87	15,750.00	15,750.00		0.00%
D.5110.0443	LEGAL SETTLEMENTS	0.00	10,312.83	0.00	0.00	0.00				0.00%
D.5110.0467	INSURANCE	70,802.00	79,247.83	154,500.00	154,500.00	131,392.61	205,000.00	205,000.00		32.69%
D.5110.0470	GAS AND OIL	467.83	532.37	2,000.00	2,000.00	989.30	2,000.00	2,000.00		0.00%
D.5110.0470.0001	DIESEL FUEL..	39,304.94	63,659.63	72,500.00	72,500.00	68,954.97	100,000.00	100,000.00		37.93%
D.5110.0479	DRAINAGE	63,486.98	64,198.61	0.00	213,026.40	168,850.50				0.00%
D.5110.0490	PROF SERVICE	0.00	450.00	0.00	0.00	0.00				0.00%
D.5110.0491	EASEMENT AND TAX	2,439.38	2,439.38	2,750.00	2,750.00	2,439.38	2,750.00	2,750.00		0.00%

# TOWN OF YORKTOWN

## Budget Preparation Report

Fiscal Year: 2023 Period From: 1 To: 12

Account	Description	2020	2021	Original	Adjusted	2022	2023	2023	2023	Variance To
		Actual	Actual	2022 Budget	2022 Budget	Actual Per 1-12	TENTATIVE Stage	PRELIMINA Stage	FINAL Stage	
<b>Dept 5110</b>	<b>STREET MAINTENANCE</b>									
D.5110.0810	MEDICAL INSURANCE	327,045.79	318,276.62	463,000.00	463,000.00	291,192.70	450,850.00	450,850.00		-2.62%
D.5110.0811	DENTAL INSURANCE	22,933.05	24,320.64	31,250.00	31,250.00	19,647.20	34,125.00	34,125.00		9.20%
D.5110.0812	VISION INSURANCE	7,007.85	6,927.30	8,500.00	8,500.00	5,638.50	9,225.00	9,225.00		8.53%
<b>Total Dept 5110</b>	<b>STREET MAINTENANCE</b>	<b>2,791,100.29</b>	<b>2,901,342.28</b>	<b>2,974,350.00</b>	<b>3,875,859.77</b>	<b>2,425,469.25</b>	<b>3,015,815.00</b>	<b>3,015,815.00</b>	<b>0.00</b>	<b>1.39%</b>
<b>Dept 5112</b>	<b>STREET MAINTENANCE CHIPS PROG</b>									
D.5112.0200	CHIPS	341,142.15	331,225.00	475,000.00	488,202.45	488,202.45	475,000.00	475,000.00		0.00%
D.5112.0200.0001	WINTER RECOVERY GRANT	0.00	57,150.00	125,000.00	325,773.93	325,773.93	125,000.00	125,000.00		0.00%
D.5112.0210	PAVING	1,055,187.00	2,500,234.88	1,200,000.00	1,151,000.00	1,016,439.30	1,200,000.00	1,200,000.00		0.00%
<b>Total Dept 5112</b>	<b>STREET MAINTENANCE CHIPS PROG</b>	<b>1,396,329.15</b>	<b>2,888,609.88</b>	<b>1,800,000.00</b>	<b>1,964,976.38</b>	<b>1,830,415.68</b>	<b>1,800,000.00</b>	<b>1,800,000.00</b>	<b>0.00</b>	<b>0.00%</b>
<b>Dept 5130</b>	<b>MACHINERY</b>									
D.5130.0101	SALARIES	308,132.43	285,369.83	327,350.00	286,120.60	156,463.90	316,875.00	316,875.00		-3.20%
D.5130.0105	OVERTIME	3,783.06	6,997.23	2,000.00	4,229.40	4,229.40	2,000.00	2,000.00		0.00%
D.5130.0106	LONGEVITY	5,400.00	4,000.00	6,200.00	6,200.00	1,250.00	1,150.00	1,150.00		-81.45%
D.5130.0132	STIPEND-MECHANIC/AUTO	2,700.00	1,400.00	2,200.00	2,200.00	0.00	2,200.00	2,200.00		0.00%
D.5130.0220	TOOLS	2,765.77	6,177.29	4,000.00	5,000.00	4,577.01	2,500.00	2,500.00		-37.50%
D.5130.0403	SUPPLIES AND MATERIALS	168,531.14	227,809.26	200,000.00	223,416.07	157,245.20	200,000.00	200,000.00		0.00%
D.5130.0425	OUTSIDE SERVICES	13,981.35	66,698.61	25,000.00	63,400.00	2,492.25	20,000.00	20,000.00		-20.00%
D.5130.0450	WATER	707.51	833.03	675.00	675.00	921.59	675.00	675.00		0.00%
D.5130.0470	FLUIDS	10,243.12	16,366.14	15,000.00	15,000.00	11,525.89	15,000.00	15,000.00		0.00%
D.5130.0810	MEDICAL INSURANCE	73,873.40	53,968.87	83,500.00	83,500.00	42,136.21	53,375.00	53,375.00		-36.08%
D.5130.0811	DENTAL INSURANCE	4,785.00	4,373.08	5,250.00	5,250.00	2,424.90	2,225.00	2,225.00		-57.62%
D.5130.0812	VISION INSURANCE	1,288.80	1,181.40	1,300.00	1,300.00	724.95	725.00	725.00		-44.23%
<b>Total Dept 5130</b>	<b>MACHINERY</b>	<b>596,191.58</b>	<b>675,174.74</b>	<b>672,475.00</b>	<b>696,291.07</b>	<b>383,991.30</b>	<b>616,725.00</b>	<b>616,725.00</b>	<b>0.00</b>	<b>-8.29%</b>
<b>Dept 5140</b>	<b>MISCELLANEOUS/TREE WORK</b>									
D.5140.0414	EQUIP RENT/MAINT	2,300.00	0.00	0.00	0.00	0.00				0.00%

# TOWN OF YORKTOWN

## Budget Preparation Report

Fiscal Year: 2023 Period From: 1 To: 12

Account	Description	2020	2021	Original	Adjusted	2022	2023	2023	2023	Variance To
		Actual	Actual	2022 Budget	2022 Budget	Actual Per 1-12	TENTATIVE Stage	PRELIMINA Stage	FINAL Stage	PRELIMINA Stage
<b>Dept 5140</b>	<b>MISCELLANEOUS/TREE WORK</b>									
D.5140.0496	COMPOST EXPENSES	11,436.28	14,250.73	20,000.00	16,000.00	5,564.54	17,500.00	17,500.00		-12.50%
<b>Total Dept 5140</b>	<b>MISCELLANEOUS/TREE WORK</b>	<b>13,736.28</b>	<b>14,250.73</b>	<b>20,000.00</b>	<b>16,000.00</b>	<b>5,564.54</b>	<b>17,500.00</b>	<b>17,500.00</b>	<b>0.00</b>	<b>-12.50%</b>
<b>Dept 5142</b>	<b>SNOW REMOVAL</b>									
D.5142.0105	OVERTIME	125,583.43	324,302.56	325,000.00	325,000.00	296,783.61	325,000.00	325,000.00		0.00%
D.5142.0200	EQUIPMENT	7,040.00	7,772.85	0.00	53,000.00	0.00				0.00%
D.5142.0403	MATERIALS & SUPPLIES	495,277.11	514,108.21	500,000.00	734,130.58	680,898.09	500,000.00	500,000.00		0.00%
D.5142.0407	SALT SHED ELECTRIC	767.59	2,107.33	1,250.00	1,250.00	1,386.38	1,250.00	1,250.00		0.00%
D.5142.0414	EQUIPMENT RENTAL	10,025.00	11,500.00	25,000.00	20,500.00	5,200.00	20,000.00	20,000.00		-20.00%
D.5142.0416	FACILITY MAINTENANCE	0.00	1,855.00	0.00	0.00	0.00				0.00%
<b>Total Dept 5142</b>	<b>SNOW REMOVAL</b>	<b>638,693.13</b>	<b>861,645.95</b>	<b>851,250.00</b>	<b>1,133,880.58</b>	<b>984,268.08</b>	<b>846,250.00</b>	<b>846,250.00</b>	<b>0.00</b>	<b>-0.59%</b>
<b>Dept 9000</b>	<b>EMPLOYEE BENEFITS</b>									
D.9000.0108	MEDICAL LUMP SUM	5,875.00	4,000.00	6,250.00	6,250.00	4,500.00	6,250.00	6,250.00		0.00%
D.9000.0800	FICA/MEDICARE	146,222.73	157,894.26	190,000.00	190,000.00	122,126.46	197,550.00	197,550.00		3.97%
D.9000.0801	MTA TAX	6,499.27	7,017.58	8,500.00	8,500.00	5,427.69	8,800.00	8,800.00		3.53%
D.9000.0810	RETIREE MEDICAL	144,619.30	142,691.82	165,000.00	165,000.00	102,040.83	180,625.00	180,625.00		9.47%
D.9000.0811	STATE RETIREMENT	245,767.00	276,520.00	403,000.00	403,000.00	0.00	397,250.00	397,250.00		-1.43%
D.9000.0813	WORKERS COMPENSATION	22,191.11	22,886.30	25,000.00	25,000.00	26,828.69	33,750.00	33,750.00		35.00%
D.9000.0815	EMPLOYEE ASSIST PRGRM	0.00	664.20	1,500.00	1,500.00	802.88	1,000.00	1,000.00		-33.33%
D.9000.0818	UNEMPLOYMENT	3,822.00	0.00	0.00	0.00	0.00				0.00%
<b>Total Dept 9000</b>	<b>EMPLOYEE BENEFITS</b>	<b>574,996.41</b>	<b>611,674.16</b>	<b>799,250.00</b>	<b>799,250.00</b>	<b>261,726.55</b>	<b>825,225.00</b>	<b>825,225.00</b>	<b>0.00</b>	<b>3.25%</b>
<b>Dept 9730</b>	<b>BOND ANTICIPATION NOTES</b>									
D.9730.0610	BAN PRINCIPAL	144,000.00	0.00	0.00	0.00	0.00				0.00%
D.9730.0710	BAN INTEREST	3,713.03	0.00	0.00	0.00	0.00				0.00%
<b>Total Dept 9730</b>	<b>BOND ANTICIPATION NOTES</b>	<b>147,713.03</b>	<b>0.00</b>	<b>0.00</b>	<b>0.00</b>	<b>0.00</b>	<b>0.00</b>	<b>0.00</b>	<b>0.00</b>	<b>0.00%</b>
<b>Dept 9901</b>	<b>TRANSFERS TO OTHER FUNDS</b>									

# TOWN OF YORKTOWN

## Budget Preparation Report

Fiscal Year: 2023 Period From: 1 To: 12

Account	Description	2020 Actual	2021 Actual	Original 2022 Budget	Adjusted 2022 Budget	2022 Actual Per 1-12	2023 TENTATIVE Stage	2023 PRELIMINA Stage	2023 FINAL Stage	Variance To PRELIMINA Stage
<b>Dept 9901</b>	<b>TRANSFERS TO OTHER FUNDS</b>									
D.9901.0900	TRANSFER TO WORKERS COMP SELF	78,923.69	158,999.15	0.00	127,449.11	127,449.11				0.00%
<b>Total Dept 9901</b>	<b>TRANSFERS TO OTHER FUNDS</b>	<b>78,923.69</b>	<b>158,999.15</b>	<b>0.00</b>	<b>127,449.11</b>	<b>127,449.11</b>	<b>0.00</b>	<b>0.00</b>	<b>0.00</b>	<b>0.00%</b>
<b>Dept 9950</b>	<b>TRNSFR TO CAPITAL PROJECTS FND</b>									
D.9950.0900	TRANSFER TO CAPITAL	0.00	0.00	0.00	379,500.00	379,500.00				0.00%
<b>Total Dept 9950</b>	<b>TRNSFR TO CAPITAL PROJECTS FND</b>	<b>0.00</b>	<b>0.00</b>	<b>0.00</b>	<b>379,500.00</b>	<b>379,500.00</b>	<b>0.00</b>	<b>0.00</b>	<b>0.00</b>	<b>0.00%</b>
<b>Grand Total</b>		<b>6,237,683.56</b>	<b>8,111,696.89</b>	<b>7,117,325.00</b>	<b>8,993,206.91</b>	<b>6,398,384.51</b>	<b>7,121,515.00</b>	<b>7,121,515.00</b>	<b>0.00</b>	<b>0.06%</b>

**NOTE: One or more accounts may not be printed due to Account Table restrictions.**

# TOWN OF YORKTOWN

## Budget Preparation Report

Fiscal Year: 2023 Period From: 1 To: 12

Account	Description	2020 Actual	2021 Actual	Original 2022 Budget	Adjusted 2022 Budget	2022 Actual Per 1-12	2023 TENTATIVE Stage	2023 PRELIMINA Stage	2023 FINAL Stage	Variance To PRELIMINA Stage
<b>Dept 0000</b>	.									
L.0000.1001	TAXES	2,109,290.00	2,100,935.00	2,164,670.00	2,164,670.00	2,164,670.00	2,172,770.00	2,172,770.00		0.37%
L.0000.1002	APPR FUND BALANCE	0.00	0.00	65,000.00	134,163.96	0.00	100,000.00	100,000.00		53.85%
L.0000.1002.0008	APPR FUND BAL RES ACCR EMP BEN	0.00	0.00	0.00	37,787.01	0.00				0.00%
L.0000.1289	PASSPORT FEES	0.00	0.00	0.00	0.00	0.00	7,500.00	7,500.00		100.00%
L.0000.2082	FINES	8,995.25	12,474.22	12,750.00	12,750.00	7,275.39	8,000.00	8,000.00		-37.25%
L.0000.2360	CORTLANDT LIBRARY SERVICES	403,493.78	355,601.00	375,000.00	375,000.00	377,145.00	377,150.00	377,150.00		0.57%
L.0000.2401	INTEREST EARNINGS	16,305.61	5,798.99	6,200.00	6,200.00	12,459.33	4,750.00	4,750.00		-23.39%
L.0000.2770	MISCELLANEOUS	383.00	9,530.96	1,000.00	1,000.00	834.00	1,000.00	1,000.00		0.00%
L.0000.3840	STATE AID	8,479.70	12,161.70	10,000.00	10,000.00	10,782.10	10,000.00	10,000.00		0.00%
<b>Total Dept 0000</b>	.	<b>(2,546,947.34)</b>	<b>(2,496,501.87)</b>	<b>(2,634,620.00)</b>	<b>(2,741,570.97)</b>	<b>(2,573,165.82)</b>	<b>(2,681,170.00)</b>	<b>(2,681,170.00)</b>	<b>0.00</b>	<b>1.77%</b>
<b>Grand Total</b>		<b>(2,546,947.34)</b>	<b>(2,496,501.87)</b>	<b>(2,634,620.00)</b>	<b>(2,741,570.97)</b>	<b>(2,573,165.82)</b>	<b>(2,681,170.00)</b>	<b>(2,681,170.00)</b>	<b>0.00</b>	<b>1.77%</b>

**NOTE: One or more accounts may not be printed due to Account Table restrictions.**



# TOWN OF YORKTOWN

## Budget Preparation Report

Fiscal Year: 2023 Period From: 1 To: 12

Account	Description			Original	Adjusted	2022	2023	2023	2023	Variance To
		2020	2021	2022	2022	2022	2023	2023	2023	
		Actual	Actual	Budget	Budget	Actual Per 1-12	TENTATIVE Stage	PRELIMINA Stage	FINAL Stage	PRELIMINA Stage
<b>Dept 7410</b>	<b>LIBRARY</b>									
L.7410.0101	SALARIES	1,036,201.58	1,038,134.86	1,184,025.00	1,169,004.59	920,904.88	1,187,050.00	1,187,050.00		0.26%
L.7410.0105	OVERTIME	10,241.04	6,754.54	5,000.00	5,000.00	796.90	5,000.00	5,000.00		0.00%
L.7410.0106	LONGEVITY	11,700.00	10,100.00	12,350.00	12,100.00	12,100.00	9,100.00	9,100.00		-26.32%
L.7410.0108	LUMP SUM PAYMENT	26,396.30	22,910.25	0.00	53,243.57	53,243.57				0.00%
L.7410.0110	PART TIME HELP	111,270.32	199,741.14	267,500.00	267,500.00	199,849.61	303,725.00	303,725.00		13.54%
L.7410.0113	SUNDAY HELP	3,258.50	3,117.00	15,000.00	15,000.00	6,704.00	15,000.00	15,000.00		0.00%
L.7410.0201	EQUIP	685.00	16,280.45	0.00	9,214.99	9,214.94				0.00%
L.7410.0401	OFFICE SUPPLIES	1,720.59	1,714.57	3,000.00	3,000.00	2,345.37	3,000.00	3,000.00		0.00%
L.7410.0401.0001	SUPPLIES.INK & TONER	2,323.91	3,467.60	3,500.00	3,500.00	3,134.07	3,500.00	3,500.00		0.00%
L.7410.0402	DEPT SUPPLIES	3,053.71	4,988.78	5,500.00	6,030.00	5,487.06	5,500.00	5,500.00		0.00%
L.7410.0405	CONFERENCES	0.00	0.00	1,500.00	1,500.00	281.00	1,500.00	1,500.00		0.00%
L.7410.0406	TELECOMMUNICATIONS	4,636.22	4,347.09	5,950.00	5,950.00	4,460.20	5,950.00	5,950.00		0.00%
L.7410.0406.0001	CELLULAR TELEPHONE..	34.69	0.00	250.00	250.00	0.00				-100.00%
L.7410.0407	ELECTRIC	34,017.04	36,087.34	47,000.00	46,250.00	33,662.08	47,000.00	47,000.00		0.00%
L.7410.0407.0002	NATURAL GAS	9,721.63	12,600.88	10,500.00	10,500.00	10,454.90	10,500.00	10,500.00		0.00%
L.7410.0409	LIB MATERIAL	130,125.92	186,419.84	210,000.00	218,901.87	123,112.17	210,000.00	210,000.00		0.00%
L.7410.0409.0030	LIBRARY MATERIALS.COVID 19	4,847.23	0.00	0.00	0.00	0.00				0.00%
L.7410.0412	POSTAGE	440.00	440.00	750.00	550.00	480.00	1,500.00	1,500.00		100.00%
L.7410.0416	MAINT/REAL PRO.	26,293.98	33,147.42	35,000.00	80,414.86	63,609.73	35,000.00	35,000.00		0.00%
L.7410.0416.0001	BLDG MAINT.RESTROOM PAPER	830.22	797.56	2,000.00	1,556.75	1,296.13	2,000.00	2,000.00		0.00%
L.7410.0416.0030	BUILDING MAINTENANCE.COVID 19	2,069.54	0.00	0.00	0.00	0.00				0.00%
L.7410.0418	EQUIP MAINT	99,433.06	112,760.77	128,000.00	127,521.25	98,816.66	130,000.00	130,000.00		1.56%
L.7410.0420	VEHICLE MAINTENANCE	0.00	322.36	500.00	500.00	42.26	500.00	500.00		0.00%
L.7410.0421.0001	COMPUTER SUPPORT/SOFTWARE	0.00	0.00	0.00	681.90	681.90				0.00%
L.7410.0423	TRAINING	1,925.20	0.00	1,000.00	1,000.00	269.00	1,000.00	1,000.00		0.00%
L.7410.0428	DUES	148.00	290.00	800.00	800.00	210.00	800.00	800.00		0.00%

# TOWN OF YORKTOWN

## Budget Preparation Report

Fiscal Year: 2023 Period From: 1 To: 12

Account	Description			Original	Adjusted	2022	2023	2023	2023	Variance To
		2020	2021	2022	2022	2022	2023	2023	2023	
		Actual	Actual	Budget	Budget	Actual Per 1-12	TENTATIVE Stage	PRELIMINA Stage	FINAL Stage	PRELIMINA Stage
<b>Dept 7410</b>	<b>LIBRARY</b>									
L.7410.0430	PROG. EXP	4,103.00	8,875.45	12,500.00	12,500.00	11,849.84	12,500.00	12,500.00		0.00%
L.7410.0434	UNIFORMS	224.50	418.75	450.00	450.00	146.25	450.00	450.00		0.00%
L.7410.0450	WATER PURCHASE	453.44	512.55	775.00	775.00	453.69	775.00	775.00		0.00%
L.7410.0467	INS	20,450.00	19,478.63	12,500.00	13,693.25	13,693.25	17,000.00	17,000.00		36.00%
L.7410.0470	GAS & OIL	112.79	306.62	100.00	300.00	219.17	500.00	500.00		400.00%
L.7410.0490	PROF SERVICES	11,737.50	21,487.50	0.00	25,000.00	0.00				0.00%
L.7410.0497	COUNTY SEWER TAX	5,169.65	4,484.84	6,100.00	6,100.00	6,256.31	6,275.00	6,275.00		2.87%
L.7410.0810	MEDICAL INSURANCE	165,822.76	156,565.23	196,000.00	195,813.85	146,612.20	225,850.00	225,850.00		15.23%
L.7410.0811	DENTAL INSURANCE	15,501.33	15,017.85	18,500.00	18,500.00	11,791.11	17,175.00	17,175.00		-7.16%
L.7410.0812	VISION INSURANCE	4,591.35	4,430.25	5,000.00	5,000.00	3,920.10	5,325.00	5,325.00		6.50%
<b>Total Dept 7410</b>	<b>LIBRARY</b>	<b>1,749,540.00</b>	<b>1,926,000.12</b>	<b>2,191,050.00</b>	<b>2,318,101.88</b>	<b>1,746,098.35</b>	<b>2,263,475.00</b>	<b>2,263,475.00</b>	<b>0.00</b>	<b>3.31%</b>
<b>Dept 9000</b>	<b>EMPLOYEE BENEFITS</b>									
L.9000.0108	MEDICAL LUMP SUM	6,250.00	6,250.00	6,250.00	6,250.00	4,500.00	4,500.00	4,500.00		-28.00%
L.9000.0800	FICA/MEDICARE	87,906.73	94,123.20	110,500.00	110,500.00	87,504.62	112,800.00	112,800.00		2.08%
L.9000.0801	MTA TAX	2,882.98	0.00	0.00	0.00	0.00				0.00%
L.9000.0810	RETIREE MEDICAL	45,522.02	54,382.35	90,000.00	90,000.00	43,195.08	78,675.00	78,675.00		-12.58%
L.9000.0811	STATE RETIREMENT	161,675.00	158,666.00	222,100.00	222,100.00	0.00	204,500.00	204,500.00		-7.92%
L.9000.0813	WORKERS COMP	9,863.48	12,737.99	14,000.00	14,000.00	14,021.13	16,500.00	16,500.00		17.86%
L.9000.0815	EMPLOYEE ASSIST PRGRM	0.00	369.00	720.00	720.00	401.44	720.00	720.00		0.00%
L.9000.0818	UNEMPLOYMENT	9,756.53	0.00	0.00	0.00	717.00				0.00%
<b>Total Dept 9000</b>	<b>EMPLOYEE BENEFITS</b>	<b>323,856.74</b>	<b>326,528.54</b>	<b>443,570.00</b>	<b>443,570.00</b>	<b>150,339.27</b>	<b>417,695.00</b>	<b>417,695.00</b>	<b>0.00</b>	<b>-5.83%</b>
<b>Grand Total</b>		<b>2,073,396.74</b>	<b>2,252,528.66</b>	<b>2,634,620.00</b>	<b>2,761,671.88</b>	<b>1,896,437.62</b>	<b>2,681,170.00</b>	<b>2,681,170.00</b>	<b>0.00</b>	<b>1.77%</b>

**NOTE: One or more accounts may not be printed due to Account Table restrictions.**

# TOWN OF YORKTOWN

## Budget Preparation Report

Fiscal Year: 2023 Period From: 1 To: 12

Account	Description			Original	Adjusted	2022	2023	2023	2023	Variance To
		2020	2021	2022	2022	2022	2023	2023	2023	
		Actual	Actual	Budget	Budget	Actual Per 1-12	TENTATIVE Stage	PRELIMINA Stage	FINAL Stage	PRELIMINA Stage
<b>Dept 0000</b>	.									
SW.0000.1001	TAXES	1,656,457.00	1,651,841.04	1,680,550.00	1,680,550.00	1,680,550.00	1,618,865.00	1,618,865.00		-3.67%
SW.0000.1002	APPROPRIATED FUND BALANCE	0.00	0.00	70,000.00	1,318,331.75	0.00				-100.00%
SW.0000.1002.0008	APPROPRIATED FUND BALANCE.RESERVE FOR ACCRUED EMP BENEFITS	0.00	0.00	0.00	34,259.59	0.00				0.00%
SW.0000.2140	METERED WATER SALES	7,974,685.74	7,840,122.12	8,000,000.00	8,000,000.00	5,646,345.88	8,250,000.00	8,250,000.00		3.13%
SW.0000.2141	MANUAL BILLINGS	0.00	11,080.53	10,000.00	10,000.00	0.00				-100.00%
SW.0000.2144	NEW TAPS	5,400.00	23,500.00	10,000.00	10,000.00	17,800.00	20,000.00	20,000.00		100.00%
SW.0000.2146	BACKFLOW INSPECTIONS	14,146.00	16,250.00	18,000.00	18,000.00	3,373.00	17,500.00	17,500.00		-2.78%
SW.0000.2148	PENALTY ON WATER	285,032.30	293,022.40	325,000.00	325,000.00	227,995.06	325,000.00	325,000.00		0.00%
SW.0000.2401	INTEREST EARNINGS	18,603.46	6,214.35	7,500.00	7,500.00	16,412.09	10,500.00	10,500.00		40.00%
SW.0000.2650	SALE OF SCRAP	0.00	350.00	0.00	0.00	2,038.87				0.00%
SW.0000.2655	MINOR SALES	30,229.02	48,484.85	25,000.00	25,000.00	49,339.27	45,000.00	45,000.00		80.00%
SW.0000.2680	INSURANCE RECOVERIES	253.16	425.06	0.00	0.00	0.00				0.00%
SW.0000.2690	RECOVERY FOR DAMAGES	4,426.82	1,689.25	0.00	0.00	0.00				0.00%
SW.0000.2701	REFUND PRIOR YEARS APPROPRIATI	3,800.00	3,800.00	0.00	0.00	0.00				0.00%
SW.0000.2770	MISCELLANEOUS	474.39	779.62	7,500.00	7,500.00	1,628.71	2,500.00	2,500.00		-66.67%
SW.0000.3089	STATE AID:OTHER	37,175.36	731,874.32	0.00	0.00	0.00				0.00%
SW.0000.3510	FEMA STATE AID	0.00	0.00	0.00	0.00	189.67				0.00%
SW.0000.4510	FEMA FEDERAL AID	0.00	0.00	0.00	0.00	1,706.99				0.00%
<b>Total Dept 0000</b>	.	<b>(10,030,683.25)</b>	<b>(10,629,433.54)</b>	<b>(10,153,550.00)</b>	<b>(11,436,141.34)</b>	<b>(7,647,379.54)</b>	<b>(10,289,365.00)</b>	<b>(10,289,365.00)</b>	<b>0.00</b>	<b>1.34%</b>
<b>Grand Total</b>		<b>(10,030,683.25)</b>	<b>(10,629,433.54)</b>	<b>(10,153,550.00)</b>	<b>(11,436,141.34)</b>	<b>(7,647,379.54)</b>	<b>(10,289,365.00)</b>	<b>(10,289,365.00)</b>	<b>0.00</b>	<b>1.34%</b>

**NOTE: One or more accounts may not be printed due to Account Table restrictions.**

# TOWN OF YORKTOWN

## Budget Preparation Report

Fiscal Year: 2023 Period From: 1 To: 12

Account	Description	2020	2021	Original	Adjusted	2022	2023	2023	2023	Variance To
		Actual	Actual	2022 Budget	2022 Budget	Actual Per 1-12	TENTATIVE Stage	PRELIMINA Stage	FINAL Stage	
<b>Dept 8310</b>	<b>WATER ADMINISTRATION</b>									
SW.8310.0101	SALARIES	200,321.53	207,746.07	256,225.00	252,103.00	174,356.41	277,800.00	277,800.00		8.42%
SW.8310.0106	LONGEVITY	2,700.00	2,700.00	3,000.00	3,000.00	3,000.00	3,200.00	3,200.00		6.67%
SW.8310.0108	LUMP SUM PAYMENTS	2,394.65	0.00	0.00	0.00	0.00				0.00%
SW.8310.0110	PART TIME HELP	14,553.00	14,139.00	0.00	4,122.00	4,122.00				0.00%
SW.8310.0200	EQUIPMENT	1,584.00	0.00	10,000.00	10,000.00	747.38	500.00	500.00		-95.00%
SW.8310.0201	OFFICE FURNITURE	1,149.54	0.00	500.00	500.00	0.00	500.00	500.00		0.00%
SW.8310.0202	COMPUTER HARDWARE	5,081.78	1,464.29	4,500.00	4,269.82	3,224.98	4,500.00	4,500.00		0.00%
SW.8310.0401	SUPPLIES	1,056.56	798.77	1,000.00	1,000.00	318.35	1,000.00	1,000.00		0.00%
SW.8310.0401.0001	SUPPLIES.INK & TONER	211.88	801.49	500.00	500.00	114.69	500.00	500.00		0.00%
SW.8310.0405	CONFERENCES	(15.00)	0.00	0.00	0.00	0.00				0.00%
SW.8310.0406	TELECOMMUNICATIONS	17,380.75	16,144.73	16,500.00	16,625.00	9,792.60	16,500.00	16,500.00		0.00%
SW.8310.0406.0001	CELLULAR TELEPHONE	5,798.24	4,306.30	7,500.00	7,000.00	3,554.92	7,500.00	7,500.00		0.00%
SW.8310.0411	PRINTING	3,076.62	3,320.08	4,000.00	4,000.00	3,156.48	4,000.00	4,000.00		0.00%
SW.8310.0412	POSTAGE	177.74	16.35	150.00	150.00	176.38	150.00	150.00		0.00%
SW.8310.0416	MAINTENANCE	2,050.40	4,273.96	2,900.00	4,325.00	4,089.16	2,900.00	2,900.00		0.00%
SW.8310.0416.0001	BLDG MAINT RESTROOM PAPER	56.62	331.17	500.00	800.00	321.74	500.00	500.00		0.00%
SW.8310.0416.0030	BUILDING MAINTENANCE.COVID 19	1,792.32	0.00	0.00	0.00	0.00				0.00%
SW.8310.0417	COPIER MAINTENANCE	1,285.14	1,507.54	1,250.00	1,250.00	1,115.03	1,250.00	1,250.00		0.00%
SW.8310.0418	EQUIP MAINT	1,482.83	789.11	500.00	500.00	0.00	500.00	500.00		0.00%
SW.8310.0421.0001	COMPUTER SUPPORT/SOFTWARE	29,851.25	13,900.00	14,750.00	14,750.00	14,500.00	1,250.00	1,250.00		-91.53%
SW.8310.0423	TRAINING	2,123.00	125.00	1,000.00	3,300.00	2,008.75	1,000.00	1,000.00		0.00%
SW.8310.0428	DUES	2,729.00	2,794.00	2,800.00	2,900.00	2,845.00	2,800.00	2,800.00		0.00%
SW.8310.0440	AUDIT FEES	13,500.00	13,500.00	14,000.00	14,000.00	8,500.00	12,500.00	12,500.00		-10.71%
SW.8310.0442	LEGAL NOTICES	15,638.88	6,072.21	6,200.00	6,200.00	953.00	6,200.00	6,200.00		0.00%
SW.8310.0450	WATER PURCHASE	200.32	1,186.06	500.00	730.18	779.23	1,000.00	1,000.00		100.00%
SW.8310.0498	TAX REFUNDS	2,449.28	696.87	0.00	481.32	1,402.04				0.00%

# TOWN OF YORKTOWN

## Budget Preparation Report

Fiscal Year: 2023 Period From: 1 To: 12

Account	Description	2020 Actual	2021 Actual	Original 2022 Budget	Adjusted 2022 Budget	2022 Actual Per 1-12	2023 TENTATIVE Stage	2023 PRELIMINA Stage	2023 FINAL Stage	Variance To PRELIMINA Stage
<b>Dept 8310</b>	<b>WATER ADMINISTRATION</b>									
<b>Total Dept 8310</b>	<b>WATER ADMINISTRATION</b>	<b>328,630.33</b>	<b>296,613.00</b>	<b>348,275.00</b>	<b>352,506.32</b>	<b>239,078.14</b>	<b>346,050.00</b>	<b>346,050.00</b>	<b>0.00</b>	<b>-0.64%</b>
<b>Dept 8320</b>	<b>WATER SUPPLY</b>									
SW.8320.0200	EQUIPMENT	0.00	20,950.12	15,000.00	2,500.00	0.00	1,000.00	1,000.00		-93.33%
SW.8320.0407	ELECTRIC	26,704.78	30,229.41	40,000.00	40,000.00	26,455.58	40,000.00	40,000.00		0.00%
SW.8320.0408	FUEL OIL	8,077.30	9,886.96	20,000.00	24,500.00	13,251.00	20,000.00	20,000.00		0.00%
SW.8320.0416	MAINT/REAL PR	8,969.64	37,701.48	37,500.00	34,950.00	10,398.93	37,500.00	37,500.00		0.00%
SW.8320.0450	WATER PURCHASE	4,863,253.26	4,133,574.64	4,350,000.00	4,736,368.09	3,539,683.78	4,350,000.00	4,350,000.00		0.00%
SW.8320.0467	INSURANCE	86,656.00	81,206.80	98,000.00	99,591.01	99,591.01	127,500.00	127,500.00		30.10%
SW.8320.0491	EASEMENT AND TAX	20,189.67	22,302.23	25,000.00	24,408.99	21,691.49	25,000.00	25,000.00		0.00%
<b>Total Dept 8320</b>	<b>WATER SUPPLY</b>	<b>5,013,850.65</b>	<b>4,335,851.64</b>	<b>4,585,500.00</b>	<b>4,962,318.09</b>	<b>3,711,071.79</b>	<b>4,601,000.00</b>	<b>4,601,000.00</b>	<b>0.00</b>	<b>0.34%</b>
<b>Dept 8330</b>	<b>WATER PURIFICATION</b>									
SW.8330.0449	ANALYSIS	4,991.84	8,591.88	15,000.00	14,018.68	2,101.46	15,000.00	15,000.00		0.00%
<b>Total Dept 8330</b>	<b>WATER PURIFICATION</b>	<b>4,991.84</b>	<b>8,591.88</b>	<b>15,000.00</b>	<b>14,018.68</b>	<b>2,101.46</b>	<b>15,000.00</b>	<b>15,000.00</b>	<b>0.00</b>	<b>0.00%</b>
<b>Dept 8340</b>	<b>WATER TRANSMISSION</b>									
SW.8340.0101	SALARIES	1,070,919.83	1,135,668.70	1,231,750.00	1,223,048.36	901,557.96	1,254,725.00	1,254,725.00		1.87%
SW.8340.0105	OVERTIME	90,012.28	125,006.54	97,500.00	97,500.00	85,944.17	97,500.00	97,500.00		0.00%
SW.8340.0106	LONGEVITY	17,400.00	17,600.00	18,850.00	17,808.56	12,450.00	17,000.00	17,000.00		-9.81%
SW.8340.0108	LUMP SUM PAYMENT	0.00	43,993.26	0.00	44,002.67	44,002.67				0.00%
SW.8340.0132	STIPEND- MECHANIC/AUTO	900.00	900.00	900.00	900.00	0.00	900.00	900.00		0.00%
SW.8340.0134	STANDBY	44,676.01	45,319.43	50,000.00	50,000.00	37,845.00	50,000.00	50,000.00		0.00%
SW.8340.0201	EQUIPMENT	8,699.35	9,854.15	15,000.00	11,900.00	866.00	15,000.00	15,000.00		0.00%
SW.8340.0201.0001	EQUIPMENT.HYDRANTS	13,843.86	14,184.00	20,000.00	23,100.00	6,093.00	20,000.00	20,000.00		0.00%
SW.8340.0201.0002	EQUIPMENT.VEHICLE	126,573.87	525.00	100,000.00	179,136.00	9,565.00	100,000.00	100,000.00		0.00%
SW.8340.0210	METERS	83,781.90	26,768.67	85,000.00	31,800.00	6,074.40	15,000.00	15,000.00		-82.35%
SW.8340.0403	MATERIALS & SUPPLIES	45,718.25	73,986.71	80,000.00	90,433.99	60,074.72	80,000.00	80,000.00		0.00%
SW.8340.0403.0030	COVID 19 - SUPPLIES/MATERIALS	561.18	0.00	0.00	0.00	0.00				0.00%

# TOWN OF YORKTOWN

## Budget Preparation Report

Fiscal Year: 2023 Period From: 1 To: 12

Account	Description	2020	2021	Original	Adjusted	2022	2023	2023	2023	Variance To
		Actual	Actual	2022 Budget	2022 Budget	Actual Per 1-12	TENTATIVE Stage	PRELIMINA Stage	FINAL Stage	
<b>Dept 8340</b>	<b>WATER TRANSMISSION</b>									
SW.8340.0409	PROPANE	221.94	426.43	500.00	652.01	652.01	500.00	500.00		0.00%
SW.8340.0414	RENTAL	0.00	0.00	0.00	500.00	239.70				0.00%
SW.8340.0416	MAINTENANCE	934.98	1,255.06	3,000.00	3,000.00	445.98	3,000.00	3,000.00		0.00%
SW.8340.0418	EQUIP MAINT	59,597.70	30,111.55	27,000.00	29,333.87	13,778.65	27,000.00	27,000.00		0.00%
SW.8340.0419	MAINT/METERS	3,053.40	2,855.00	5,000.00	(2,080.00)	0.00	5,000.00	5,000.00		0.00%
SW.8340.0420	VEHICLE MAINTENANCE	32,982.08	38,809.16	32,000.00	42,087.06	28,925.81	32,000.00	32,000.00		0.00%
SW.8340.0421	COMPUTER MAINTENANCE	5.00	0.00	0.00	0.00	0.00				0.00%
SW.8340.0421.0001	COMPUTER SUPPORT/SOFTWARE	2,500.00	28,320.25	41,500.00	41,000.00	19,570.72	45,250.00	45,250.00		9.04%
SW.8340.0434	UNIFORMS	8,368.58	8,427.43	8,500.00	11,800.00	7,756.70	8,500.00	8,500.00		0.00%
SW.8340.0461	MAINT REP RDS	43,229.35	31,942.91	75,000.00	75,000.00	32,416.91	75,000.00	75,000.00		0.00%
SW.8340.0470	GAS AND OIL	8,356.35	13,264.87	12,000.00	12,000.00	12,997.60	15,000.00	15,000.00		25.00%
SW.8340.0470.0001	DIESEL FUEL..	16,340.46	34,980.09	35,000.00	35,000.00	31,296.97	40,000.00	40,000.00		14.29%
SW.8340.0478	SERVICE LINES	14,070.56	5,693.03	20,000.00	21,813.50	8,525.06	20,000.00	20,000.00		0.00%
SW.8340.0483.0001	CEMENT LINING	0.00	0.00	600,000.00	1,282,282.00	1,282,282.00	600,000.00	600,000.00		0.00%
SW.8340.0483.0003	TELEMETRY	794.00	0.00	5,000.00	5,000.00	1,104.44	5,000.00	5,000.00		0.00%
SW.8340.0490	PROF SERVICES	0.00	16,450.00	20,000.00	77,850.00	67,891.25	20,000.00	20,000.00		0.00%
SW.8340.0490.0002	PROF SERVICES.NWJWW	680,357.00	343,701.00	775,000.00	927,000.00	637,050.00	816,750.00	816,750.00		5.39%
SW.8340.0491	OUTSIDE SERVICES	0.00	193.99	0.00	0.00	0.00				0.00%
<b>Total Dept 8340</b>	<b>WATER TRANSMISSION</b>	<b>2,373,897.93</b>	<b>2,050,237.23</b>	<b>3,358,500.00</b>	<b>4,331,868.02</b>	<b>3,309,406.72</b>	<b>3,363,125.00</b>	<b>3,363,125.00</b>	<b>0.00</b>	<b>0.14%</b>
<b>Dept 9000</b>	<b>EMPLOYEE BENEFITS</b>									
SW.9000.0108	MEDICAL LUMP SUM	0.00	0.00	0.00	0.00	0.00	2,250.00	2,250.00		100.00%
SW.9000.0800	FICA/MEDICARE	102,906.15	111,977.99	119,150.00	119,150.00	88,195.87	122,000.00	122,000.00		2.39%
SW.9000.0801	MTA TAX	4,573.67	4,976.97	5,750.00	5,750.00	3,919.73	5,775.00	5,775.00		0.43%
SW.9000.0810	RETIREE MEDICAL	53,386.10	54,001.80	103,000.00	103,000.00	55,927.71	107,650.00	107,650.00		4.51%
SW.9000.0811	STATE RETIREMENT	207,669.00	242,435.00	286,325.00	286,325.00	0.00	278,500.00	278,500.00		-2.73%
SW.9000.0812	VISION INSURANCE	5,799.60	5,907.00	6,500.00	6,500.00	4,752.45	7,100.00	7,100.00		9.23%

# TOWN OF YORKTOWN

## Budget Preparation Report

Fiscal Year: 2023 Period From: 1 To: 12

Account	Description			Original	Adjusted	2022	2023	2023	2023	Variance To
		2020	2021	2022	2022	2022	2023	2023	2023	
		Actual	Actual	Budget	Budget	Actual Per 1-12	TENTATIVE Stage	PRELIMINA Stage	FINAL Stage	PRELIMINA Stage
<b>Dept 9000</b>	<b>EMPLOYEE BENEFITS</b>									
SW.9000.0813	WORKERS COMPENSATION	11,149.39	14,708.32	16,000.00	16,000.00	17,030.14	21,500.00	21,500.00		34.38%
SW.9000.0815	EMPLOYEE ASSIST PRGRM	0.00	467.40	850.00	850.00	501.80	500.00	500.00		-41.18%
<b>Total Dept 9000</b>	<b>EMPLOYEE BENEFITS</b>	<b>385,483.91</b>	<b>434,474.48</b>	<b>537,575.00</b>	<b>537,575.00</b>	<b>170,327.70</b>	<b>545,275.00</b>	<b>545,275.00</b>	<b>0.00</b>	<b>1.43%</b>
<b>Dept 9060</b>	<b>HOSPITAL &amp; MEDICAL INSURANCE</b>									
SW.9060.0810	MEDICAL INS	301,925.68	318,300.59	390,250.00	388,900.00	288,636.13	462,375.00	462,375.00		18.48%
SW.9060.0811	DENTAL INSURANCE	20,154.06	19,049.27	24,500.00	24,500.00	17,153.40	26,425.00	26,425.00		7.86%
<b>Total Dept 9060</b>	<b>HOSPITAL &amp; MEDICAL INSURANCE</b>	<b>322,079.74</b>	<b>337,349.86</b>	<b>414,750.00</b>	<b>413,400.00</b>	<b>305,789.53</b>	<b>488,800.00</b>	<b>488,800.00</b>	<b>0.00</b>	<b>17.85%</b>
<b>Dept 9700</b>	<b>DEBT SERVICES</b>									
SW.9700.0490	FEES	450.00	0.00	450.00	1,800.00	1,800.00	500.00	500.00		11.11%
<b>Total Dept 9700</b>	<b>DEBT SERVICES</b>	<b>450.00</b>	<b>0.00</b>	<b>450.00</b>	<b>1,800.00</b>	<b>1,800.00</b>	<b>500.00</b>	<b>500.00</b>	<b>0.00</b>	<b>11.11%</b>
<b>Dept 9730</b>	<b>BOND ANTICIPATION NOTES</b>									
SW.9730.0610	PRINCIPAL	450,000.00	225,000.00	225,000.00	225,000.00	225,000.00	182,500.00	182,500.00		-18.89%
SW.9730.0710	INTEREST	23,274.00	7,421.00	4,000.00	4,000.00	3,669.50	66,615.00	66,615.00		1565.38%
<b>Total Dept 9730</b>	<b>BOND ANTICIPATION NOTES</b>	<b>473,274.00</b>	<b>232,421.00</b>	<b>229,000.00</b>	<b>229,000.00</b>	<b>228,669.50</b>	<b>249,115.00</b>	<b>249,115.00</b>	<b>0.00</b>	<b>8.78%</b>
<b>Dept 9901</b>	<b>TRANSFERS TO OTHER FUNDS</b>									
SW.9901.0900	TRANSFER TO WORKERS COMP SELF	37,532.20	207,552.85	0.00	56,099.40	56,099.40				0.00%
SW.9901.0902	TRANSFER TO HIGHWAY	37,475.00	37,475.00	95,000.00	95,000.00	95,000.00	95,000.00	95,000.00		0.00%
SW.9901.0903	TRANSFER TO GENERAL FUND	518,750.00	562,750.00	569,500.00	569,500.00	569,500.00	585,500.00	585,500.00		2.81%
<b>Total Dept 9901</b>	<b>TRANSFERS TO OTHER FUNDS</b>	<b>593,757.20</b>	<b>807,777.85</b>	<b>664,500.00</b>	<b>720,599.40</b>	<b>720,599.40</b>	<b>680,500.00</b>	<b>680,500.00</b>	<b>0.00</b>	<b>2.41%</b>
<b>Dept 9950</b>	<b>TRNSFR TO CAPITAL PROJECTS FND</b>									
SW.9950.0900	TRANSFER TO CAPITAL PROJECT	909,808.08	45,724.21	0.00	7,950.35	7,950.35				0.00%
<b>Total Dept 9950</b>	<b>TRNSFR TO CAPITAL PROJECTS FND</b>	<b>909,808.08</b>	<b>45,724.21</b>	<b>0.00</b>	<b>7,950.35</b>	<b>7,950.35</b>	<b>0.00</b>	<b>0.00</b>	<b>0.00</b>	<b>0.00%</b>

# TOWN OF YORKTOWN

## Budget Preparation Report

Fiscal Year: 2023 Period From: 1 To: 12

Account	Description	2020 Actual	2021 Actual	Original 2022 Budget	Adjusted 2022 Budget	2022 Actual Per 1-12	2023 TENTATIVE Stage	2023 PRELIMINA Stage	2023 FINAL Stage	Variance To PRELIMINA Stage
<b>Grand Total</b>		<u>10,406,223.68</u>	<u>8,549,041.15</u>	<u>10,153,550.00</u>	<u>11,571,035.86</u>	<u>8,696,794.59</u>	<u>10,289,365.00</u>	<u>10,289,365.00</u>	<u>0.00</u>	<u>1.34%</u>

**NOTE: One or more accounts may not be printed due to Account Table restrictions.**



# TOWN OF YORKTOWN

## Budget Preparation Report

Fiscal Year: 2023 Period From: 1 To: 12

Account	Description	2020 Actual	2021 Actual	Original 2022 Budget	Adjusted 2022 Budget	2022 Actual Per 1-12	2023 TENTATIVE Stage	2023 PRELIMINA Stage	2023 FINAL Stage	Variance To PRELIMINA Stage
<b>Dept 0000</b>	.									
SW2.0000.1001	REAL PROPERTY TAXES	5,500.00	6,250.00	6,250.00	6,250.00	6,250.00	6,250.00	6,250.00	6,250.00	0.00%
SW2.0000.1002	APPROPRIATED FUND BALANCE	0.00	0.00	6,250.00	16,250.00	0.00	4,250.00	4,250.00	4,250.00	-32.00%
SW2.0000.2140	METERED WATER SALES	40,445.86	21,190.80	25,750.00	25,750.00	32,760.89	32,500.00	32,500.00	32,500.00	26.21%
SW2.0000.2148	PENALTY ON WATER/SEWER	387.31	320.53	500.00	500.00	895.07	750.00	750.00	750.00	50.00%
SW2.0000.2401	INTEREST EARNINGS	1,217.89	321.18	500.00	500.00	547.44	500.00	500.00	500.00	0.00%
<b>Total Dept 0000</b>	.	<b>(47,551.06)</b>	<b>(28,082.51)</b>	<b>(39,250.00)</b>	<b>(49,250.00)</b>	<b>(40,453.40)</b>	<b>(44,250.00)</b>	<b>(44,250.00)</b>	<b>0.00</b>	<b>12.74%</b>
<b>Grand Total</b>		<b>(47,551.06)</b>	<b>(28,082.51)</b>	<b>(39,250.00)</b>	<b>(49,250.00)</b>	<b>(40,453.40)</b>	<b>(44,250.00)</b>	<b>(44,250.00)</b>	<b>0.00</b>	<b>12.74%</b>

**NOTE: One or more accounts may not be printed due to Account Table restrictions.**

# TOWN OF YORKTOWN

## Budget Preparation Report

Fiscal Year: 2023 Period From: 1 To: 12

Account	Description			Original	Adjusted	2022	2023	2023	2023	Variance To
		2020	2021	2022	2022	2022	2023	2023	2023	
		Actual	Actual	Budget	Budget	Actual Per 1-12	TENTATIVE Stage	PRELIMINA Stage	FINAL Stage	PRELIMINA Stage
<b>Dept 8310</b>	<b>WATER ADMINISTRATION</b>									
SW2.8310.0200	EQUIPMENT	3,800.00	0.00	0.00	0.00	0.00				0.00%
SW2.8310.0401	SUPPLIES	0.00	0.00	150.00	150.00	0.00	150.00	150.00		0.00%
<b>Total Dept 8310</b>	<b>WATER ADMINISTRATION</b>	<b>3,800.00</b>	<b>0.00</b>	<b>150.00</b>	<b>150.00</b>	<b>0.00</b>	<b>150.00</b>	<b>150.00</b>	<b>0.00</b>	<b>0.00%</b>
<b>Dept 8320</b>	<b>WATER SUPPLY</b>									
SW2.8320.0407	ELECTRICITY	2,648.51	213.71	5,500.00	5,500.00	3,751.74	5,000.00	5,000.00		-9.09%
SW2.8320.0450	WATER PURCHASE	31,901.04	31,755.70	28,000.00	38,000.00	23,629.10	32,000.00	32,000.00		14.29%
SW2.8320.0491	EASEMENT AND TAX	330.00	330.00	350.00	350.00	330.00	350.00	350.00		0.00%
<b>Total Dept 8320</b>	<b>WATER SUPPLY</b>	<b>34,879.55</b>	<b>32,299.41</b>	<b>33,850.00</b>	<b>43,850.00</b>	<b>27,710.84</b>	<b>37,350.00</b>	<b>37,350.00</b>	<b>0.00</b>	<b>10.34%</b>
<b>Dept 8330</b>	<b>WATER PURIFICATION</b>									
SW2.8330.0449	ANALYSIS	33.12	413.12	250.00	250.00	0.00	250.00	250.00		0.00%
<b>Total Dept 8330</b>	<b>WATER PURIFICATION</b>	<b>33.12</b>	<b>413.12</b>	<b>250.00</b>	<b>250.00</b>	<b>0.00</b>	<b>250.00</b>	<b>250.00</b>	<b>0.00</b>	<b>0.00%</b>
<b>Dept 8340</b>	<b>WATER TRANSMISSION</b>									
SW2.8340.0419	MAINT/METERS	0.00	4,612.85	5,000.00	5,000.00	0.00	6,500.00	6,500.00		30.00%
<b>Total Dept 8340</b>	<b>WATER TRANSMISSION</b>	<b>0.00</b>	<b>4,612.85</b>	<b>5,000.00</b>	<b>5,000.00</b>	<b>0.00</b>	<b>6,500.00</b>	<b>6,500.00</b>	<b>0.00</b>	<b>30.00%</b>
<b>Grand Total</b>		<b>38,712.67</b>	<b>37,325.38</b>	<b>39,250.00</b>	<b>49,250.00</b>	<b>27,710.84</b>	<b>44,250.00</b>	<b>44,250.00</b>	<b>0.00</b>	<b>12.74%</b>

**NOTE: One or more accounts may not be printed due to Account Table restrictions.**

# TOWN OF YORKTOWN

## Budget Preparation Report

Fiscal Year: 2023 Period From: 1 To: 12

Account	Description	2020	2021	Original	Adjusted	2022	2023	2023	2023	Variance To
		Actual	Actual	2022 Budget	2022 Budget	Actual Per 1-12	TENTATIVE Stage	PRELIMINA Stage	FINAL Stage	
<b>Dept 0000</b>	.									
SR.0000.1001	TAXES	4,272,673.00	4,307,690.38	4,331,600.00	4,331,600.00	4,331,600.00	5,856,530.00	5,856,530.00		35.20%
SR.0000.1002	APPROPRIATED FUND BALANCE	0.00	0.00	0.00	3,142.48	0.00				0.00%
SR.0000.1081	PAYMENTS IN LIEU OF TAXES	0.00	0.00	25,750.00	25,750.00	25,750.00	26,425.00	26,425.00		2.62%
SR.0000.2130	REFUSE AND GARBAGE CHARGES	1,240.59	1,117.27	2,250.00	2,250.00	580.08	2,000.00	2,000.00		-11.11%
SR.0000.2401	INTEREST EARNINGS	12,578.95	4,040.42	2,725.00	2,725.00	9,535.65	5,000.00	5,000.00		83.49%
SR.0000.2650	RECYCLING FEES	39,156.26	55,766.52	45,500.00	45,500.00	36,508.15	50,000.00	50,000.00		9.89%
SR.0000.2650.0001	TEXTILE RECOVERY	5,567.28	7,881.86	6,250.00	6,250.00	7,796.00	10,000.00	10,000.00		60.00%
SR.0000.2665	SALE OF EQUIPMENT	1,950.00	0.00	0.00	0.00	0.00				0.00%
SR.0000.2777	WEST CO:BUS SHELTER IMA	5,176.40	0.00	10,000.00	10,000.00	5,368.10	5,500.00	5,500.00		-45.00%
<b>Total Dept 0000</b>	.	<b>(4,338,342.48)</b>	<b>(4,376,496.45)</b>	<b>(4,424,075.00)</b>	<b>(4,427,217.48)</b>	<b>(4,417,137.98)</b>	<b>(5,955,455.00)</b>	<b>(5,955,455.00)</b>	<b>0.00</b>	<b>34.61%</b>
<b>Grand Total</b>		<b>(4,338,342.48)</b>	<b>(4,376,496.45)</b>	<b>(4,424,075.00)</b>	<b>(4,427,217.48)</b>	<b>(4,417,137.98)</b>	<b>(5,955,455.00)</b>	<b>(5,955,455.00)</b>	<b>0.00</b>	<b>34.61%</b>

**NOTE: One or more accounts may not be printed due to Account Table restrictions.**

# TOWN OF YORKTOWN

## Budget Preparation Report

Fiscal Year: 2023 Period From: 1 To: 12

Account	Description			Original	Adjusted	2022	2023	2023	2023	Variance To
		2020	2021	2022	2022	2022	2023	2023	2023	
		Actual	Actual	Budget	Budget	Actual Per 1-12	TENTATIVE Stage	PRELIMINA Stage	FINAL Stage	PRELIMINA Stage
<b>Dept 7210</b>	<b>DEC</b>									
SR.7210.0101	SALARIES	751,188.63	821,824.51	903,500.00	891,792.18	670,785.89	912,625.00	912,625.00		1.01%
SR.7210.0105	OVERTIME	984.16	2,936.42	4,000.00	4,000.00	1,078.82	4,000.00	4,000.00		0.00%
SR.7210.0106	LONGEVITY	14,100.00	12,500.00	12,800.00	11,353.75	10,500.00	12,450.00	12,450.00		-2.73%
SR.7210.0108	LUMP SUM PAYMENTS	32,316.29	0.00	0.00	11,854.07	11,854.07				0.00%
SR.7210.0110	SEASONAL SALARIES	2,730.00	2,880.00	4,000.00	4,000.00	0.00	4,000.00	4,000.00		0.00%
SR.7210.0131	STIPEND	21,237.01	19,841.12	19,850.00	21,150.00	16,425.52				-100.00%
SR.7210.0132	STIPEND- MECHANIC/AUTO	900.00	900.00	900.00	900.00	0.00	900.00	900.00		0.00%
SR.7210.0200	EQUIPMENT	250,713.76	50,857.45	0.00	1,800.00	0.00				0.00%
SR.7210.0202	COMPUTER HARDWARE	0.00	2,263.16	0.00	3,692.36	3,692.36				0.00%
SR.7210.0401	SUPPLIES	461.66	475.23	750.00	930.00	771.02	750.00	750.00		0.00%
SR.7210.0401.0001	SUPPLIES.INK & TONER	381.34	401.11	500.00	500.00	216.79	500.00	500.00		0.00%
SR.7210.0401.0030	SUPPLIES.COVID 19	29.98	0.00	0.00	0.00	0.00				0.00%
SR.7210.0402	DEPT SUPPLIES	41.06	216.27	150.00	150.00	121.33	150.00	150.00		0.00%
SR.7210.0404	MILEAGE&TOLLS	74.40	110.74	100.00	100.00	5.75	100.00	100.00		0.00%
SR.7210.0406	TELECOMMUNICATIONS	1,512.92	1,466.17	2,500.00	2,500.00	1,284.55	2,500.00	2,500.00		0.00%
SR.7210.0406.0001	CELLULAR TELEPHONE..	681.27	1,012.25	1,200.00	1,200.00	890.27	1,200.00	1,200.00		0.00%
SR.7210.0407	ELECTRIC	2,150.38	2,467.43	4,500.00	4,500.00	1,609.95	3,500.00	3,500.00		-22.22%
SR.7210.0411	PRINTING	3,344.00	5,553.08	3,500.00	4,049.22	575.00	3,500.00	3,500.00		0.00%
SR.7210.0412	POSTAGE	2,743.52	5,474.93	3,000.00	3,000.00	0.00	3,000.00	3,000.00		0.00%
SR.7210.0416	BUILDING MAINTENANCE	668.95	667.94	750.00	750.00	140.93	750.00	750.00		0.00%
SR.7210.0416.0001	BLDG MAINT.RESTROOM PAPER	84.93	212.76	300.00	552.98	200.80	300.00	300.00		0.00%
SR.7210.0416.0030	BUILDING MAINTENANCE.COVID 19	88.76	0.00	0.00	0.00	0.00				0.00%
SR.7210.0417	COPIER MAINTENANCE	135.60	108.00	250.00	250.00	104.07	250.00	250.00		0.00%
SR.7210.0418	EQUIP MAINT	137.22	257.07	500.00	520.00	516.90	500.00	500.00		0.00%
SR.7210.0420	VEHICLE MAINTENANCE	62,800.23	70,962.96	50,000.00	51,801.08	29,743.04	65,000.00	65,000.00		30.00%

# TOWN OF YORKTOWN

## Budget Preparation Report

Fiscal Year: 2023 Period From: 1 To: 12

Account	Description	2020 Actual	2021 Actual	Original 2022 Budget	Adjusted 2022 Budget	2022 Actual Per 1-12	2023 TENTATIVE Stage	2023 PRELIMINA Stage	2023 FINAL Stage	Variance To PRELIMINA Stage
<b>Dept 7210</b>	<b>DEC</b>									
SR.7210.0420.0030	VEHICLE MAINTENANCE.COVID 19	1,684.02	0.00	0.00	0.00	0.00				0.00%
SR.7210.0421.0001	COMPUTER SUPPORT/SOFTWARE	2,880.61	3,050.00	3,000.00	3,000.00	2,750.00	10,500.00	10,500.00		250.00%
SR.7210.0423	TRAINING	0.00	200.00	200.00	200.00	0.00	200.00	200.00		0.00%
SR.7210.0428	DUES	75.00	0.00	100.00	100.00	0.00	100.00	100.00		0.00%
SR.7210.0434	UNIFORMS	2,883.67	3,741.12	3,500.00	4,100.00	3,213.04	4,000.00	4,000.00		14.29%
SR.7210.0434.0030	UNIFORMS.COVID 19	33.76	0.00	0.00	0.00	0.00				0.00%
SR.7210.0442	LEGAL NOTICES	1,805.00	2,420.00	3,500.00	3,500.00	1,420.00	3,500.00	3,500.00		0.00%
SR.7210.0450	DEC WATER	202.77	376.17	250.00	250.00	289.82	400.00	400.00		60.00%
SR.7210.0467	INSURANCE	39,786.00	37,497.37	38,500.00	36,150.00	21,534.15	50,750.00	50,750.00		31.82%
SR.7210.0470	GAS AND OIL	3,005.48	6,214.16	5,500.00	5,500.00	3,920.60	5,500.00	5,500.00		0.00%
SR.7210.0470.0001	DIESEL FUEL..	16,887.42	27,763.15	30,000.00	30,000.00	29,257.68	40,000.00	40,000.00		33.33%
SR.7210.0473	MISC SERV	157.30	167.35	200.00	250.00	0.00	200.00	200.00		0.00%
SR.7210.0484	RECYCLING	11,754.26	23,180.84	27,500.00	26,397.80	11,865.30	27,500.00	27,500.00		0.00%
SR.7210.0486	DUMPING FEES	297.94	0.00	2,000.00	2,000.00	0.00	1,000.00	1,000.00		-50.00%
SR.7210.0496	COMPOST EXPENSES	11,320.39	12,197.19	12,500.00	12,500.00	8,439.35	12,500.00	12,500.00		0.00%
SR.7210.0810	MEDICAL INSURANCE	148,173.31	146,563.18	185,250.00	185,250.00	130,199.50	192,550.00	192,550.00		3.94%
SR.7210.0811	DENTAL INSURANCE	12,847.75	12,937.40	16,050.00	16,050.00	11,231.69	17,075.00	17,075.00		6.39%
SR.7210.0812	VISION INSURANCE	4,081.20	3,866.40	4,525.00	4,525.00	3,141.45	4,625.00	4,625.00		2.21%
<b>Total Dept 7210</b>	<b>DEC</b>	<b>1,407,381.95</b>	<b>1,283,562.93</b>	<b>1,345,625.00</b>	<b>1,351,118.44</b>	<b>977,779.64</b>	<b>1,386,375.00</b>	<b>1,386,375.00</b>	<b>0.00</b>	<b>3.03%</b>
<b>Dept 8160</b>	<b>REFUSE &amp; GARBAGE COLLECT</b>									
SR.8160.0425	OUTSIDE CONTRACTOR	2,048,671.00	2,048,670.96	2,050,000.00	2,050,000.00	1,536,503.22	3,500,000.00	3,500,000.00		70.73%
SR.8160.0450	DUMPING FEES	435,306.05	435,025.94	415,000.00	415,000.00	284,276.82	435,000.00	435,000.00		4.82%
SR.8160.0452	INTERMUNICIPAL AGREEMENTS	8,777.25	8,932.32	10,500.00	10,500.00	6,814.77	10,500.00	10,500.00		0.00%
SR.8160.0490	PROF SERVICES	0.00	25,800.00	0.00	0.00	0.00				0.00%
<b>Total Dept 8160</b>	<b>REFUSE &amp; GARBAGE COLLECT</b>	<b>2,492,754.30</b>	<b>2,518,429.22</b>	<b>2,475,500.00</b>	<b>2,475,500.00</b>	<b>1,827,594.81</b>	<b>3,945,500.00</b>	<b>3,945,500.00</b>	<b>0.00</b>	<b>59.38%</b>

# TOWN OF YORKTOWN

## Budget Preparation Report

Fiscal Year: 2023 Period From: 1 To: 12

Account	Description			Original	Adjusted	2022	2023	2023	2023	Variance To
		2020	2021	2022	2022	Actual	TENTATIVE	PRELIMINA	FINAL	
		Actual	Actual	Budget	Budget	Per 1-12	Stage	Stage	Stage	PRELIMINA
										Stage
<b>Dept 9000</b>	<b>EMPLOYEE BENEFITS</b>									
SR.9000.0108	MEDICAL LUMP SUM	2,250.00	2,250.00	4,500.00	4,500.00	4,500.00	6,750.00	6,750.00		50.00%
SR.9000.0800	FICA/MEDICARE	59,355.88	62,431.19	70,750.00	70,750.00	51,415.84	72,025.00	72,025.00		1.80%
SR.9000.0801	MTA TAX	2,637.99	2,775.28	3,150.00	3,150.00	2,285.20	3,205.00	3,205.00		1.75%
SR.9000.0810	RETIREE MEDICAL	29,955.46	24,284.40	57,750.00	57,750.00	29,769.54	73,800.00	73,800.00		27.79%
SR.9000.0811	STATE RETIREMENT	134,700.00	129,630.00	132,500.00	132,500.00	0.00	129,000.00	129,000.00		-2.64%
SR.9000.0813	WORKERS COMP	7,755.15	8,294.16	9,000.00	9,000.00	10,107.91	13,500.00	13,500.00		50.00%
SR.9000.0815	EMPLOYEE ASSIST PRGRM	0.00	295.20	300.00	300.00	326.17	300.00	300.00		0.00%
<b>Total Dept 9000</b>	<b>EMPLOYEE BENEFITS</b>	<b>236,654.48</b>	<b>229,960.23</b>	<b>277,950.00</b>	<b>277,950.00</b>	<b>98,404.66</b>	<b>298,580.00</b>	<b>298,580.00</b>	<b>0.00</b>	<b>7.42%</b>
<b>Dept 9700</b>	<b>DEBT SERVICES</b>									
SR.9700.0710	INTEREST EXPENSE	0.00	25.98	0.00	0.00	49.27				0.00%
<b>Total Dept 9700</b>	<b>DEBT SERVICES</b>	<b>0.00</b>	<b>25.98</b>	<b>0.00</b>	<b>0.00</b>	<b>49.27</b>	<b>0.00</b>	<b>0.00</b>	<b>0.00</b>	<b>0.00%</b>
<b>Dept 9901</b>	<b>TRANSFERS TO OTHER FUNDS</b>									
SR.9901.0900	TRANSFER TO WORKERS COMP SELF	1,626.81	13,272.61	0.00	3,142.48	3,142.48				0.00%
SR.9901.0902	TRANSFER TO HIGHWAY	61,000.00	61,000.00	75,000.00	75,000.00	75,000.00	75,000.00	75,000.00		0.00%
SR.9901.0903	TRANSFER TO GENERAL FUND	259,250.00	250,000.00	250,000.00	250,000.00	250,000.00	250,000.00	250,000.00		0.00%
<b>Total Dept 9901</b>	<b>TRANSFERS TO OTHER FUNDS</b>	<b>321,876.81</b>	<b>324,272.61</b>	<b>325,000.00</b>	<b>328,142.48</b>	<b>328,142.48</b>	<b>325,000.00</b>	<b>325,000.00</b>	<b>0.00</b>	<b>0.00%</b>
<b>Grand Total</b>		<b>4,458,667.54</b>	<b>4,356,250.97</b>	<b>4,424,075.00</b>	<b>4,432,710.92</b>	<b>3,231,970.86</b>	<b>5,955,455.00</b>	<b>5,955,455.00</b>	<b>0.00</b>	<b>34.61%</b>

**NOTE: One or more accounts may not be printed due to Account Table restrictions.**

# TOWN OF YORKTOWN

## Budget Preparation Report

Fiscal Year: 2023 Period From: 1 To: 12

Account	Description	2020 Actual	2021 Actual	Original 2022 Budget	Adjusted 2022 Budget	2022 Actual Per 1-12	2023 TENTATIVE Stage	2023 PRELIMINA Stage	2023 FINAL Stage	Variance To PRELIMINA Stage
<b>Dept 0000</b>	.									
GA.0000.1001	TAXES	0.00	0.00	7,350.00	7,350.00	7,350.00	7,500.00	7,500.00		2.04%
GA.0000.2122	SEWER CHARGES	0.00	12,280.00	0.00	0.00	0.00				0.00%
GA.0000.2401	INTEREST EARNED	559.38	158.71	150.00	150.00	300.63				-100.00%
<b>Total Dept 0000</b>	.	<b>(559.38)</b>	<b>(12,438.71)</b>	<b>(7,500.00)</b>	<b>(7,500.00)</b>	<b>(7,650.63)</b>	<b>(7,500.00)</b>	<b>(7,500.00)</b>	<b>0.00</b>	<b>0.00%</b>
<b>Grand Total</b>		<b>(559.38)</b>	<b>(12,438.71)</b>	<b>(7,500.00)</b>	<b>(7,500.00)</b>	<b>(7,650.63)</b>	<b>(7,500.00)</b>	<b>(7,500.00)</b>	<b>0.00</b>	<b>0.00%</b>

**NOTE: One or more accounts may not be printed due to Account Table restrictions.**

# TOWN OF YORKTOWN

## Budget Preparation Report

Fiscal Year: 2023 Period From: 1 To: 12

Account	Description	2020 Actual	2021 Actual	Original 2022 Budget	Adjusted 2022 Budget	2022 Actual Per 1-12	2023 TENTATIVE Stage	2023 PRELIMINA Stage	2023 FINAL Stage	Variance To PRELIMINA Stage
<b>Dept 9901</b>	<b>TRANSFERS TO OTHER FUNDS</b>									
GA.9901.0904	TRANSFER TO YS	0.00	0.00	7,500.00	7,500.00	7,500.00	7,500.00	7,500.00		0.00%
<b>Total Dept 9901</b>	<b>TRANSFERS TO OTHER FUNDS</b>	<b>0.00</b>	<b>0.00</b>	<b>7,500.00</b>	<b>7,500.00</b>	<b>7,500.00</b>	<b>7,500.00</b>	<b>7,500.00</b>	<b>0.00</b>	<b>0.00%</b>
<b>Grand Total</b>		<b>0.00</b>	<b>0.00</b>	<b>7,500.00</b>	<b>7,500.00</b>	<b>7,500.00</b>	<b>7,500.00</b>	<b>7,500.00</b>	<b>0.00</b>	<b>0.00%</b>

**NOTE: One or more accounts may not be printed due to Account Table restrictions.**



# TOWN OF YORKTOWN

## Budget Preparation Report

Fiscal Year: 2023 Period From: 1 To: 12

Account	Description	2020 Actual	2021 Actual	Original 2022 Budget	Adjusted 2022 Budget	2022 Actual Per 1-12	2023 TENTATIVE Stage	2023 PRELIMINA Stage	2023 FINAL Stage	Variance To PRELIMINA Stage
<b>Dept 0000</b>	.									
GB.0000.1001	TAXES	226,400.00	224,665.00	243,650.00	243,650.00	243,650.00	243,705.00	243,705.00		0.02%
GB.0000.2401	INTEREST EARNED	269.90	85.38	125.00	125.00	167.16	125.00	125.00		0.00%
<b>Total Dept 0000</b>	.	<u>(226,669.90)</u>	<u>(224,750.38)</u>	<u>(243,775.00)</u>	<u>(243,775.00)</u>	<u>(243,817.16)</u>	<u>(243,830.00)</u>	<u>(243,830.00)</u>	<u>0.00</u>	<u>0.02%</u>
<b>Grand Total</b>		<u>(226,669.90)</u>	<u>(224,750.38)</u>	<u>(243,775.00)</u>	<u>(243,775.00)</u>	<u>(243,817.16)</u>	<u>(243,830.00)</u>	<u>(243,830.00)</u>	<u>0.00</u>	<u>0.02%</u>

**NOTE: One or more accounts may not be printed due to Account Table restrictions.**

# TOWN OF YORKTOWN

## Budget Preparation Report

Fiscal Year: 2023 Period From: 1 To: 12

Account	Description			Original	Adjusted	2022	2023	2023	2023	Variance To
		2020	2021	2022	2022	2022	2023	2023	2023	
		Actual	Actual	Budget	Budget	Actual Per 1-12	TENTATIVE Stage	PRELIMINA Stage	FINAL Stage	PRELIMINA Stage
<b>Dept 9700</b>	<b>DEBT SERVICES</b>									
GB.9700.0490	PROF SERVICES	4,812.33	4,454.79	4,090.00	4,090.00	4,088.64	3,720.00	3,720.00		-9.05%
GB.9700.0710	INTEREST EXPENSE	7.87	1.03	0.00	0.00	2.24				0.00%
<b>Total Dept 9700</b>	<b>DEBT SERVICES</b>	<b>4,820.20</b>	<b>4,455.82</b>	<b>4,090.00</b>	<b>4,090.00</b>	<b>4,090.88</b>	<b>3,720.00</b>	<b>3,720.00</b>	<b>0.00</b>	<b>-9.05%</b>
<b>Dept 9710</b>	<b>SERIAL BONDS</b>									
GB.9710.0610.0003	2003 EFC BOND PRINCIPAL..	75,900.00	75,900.00	79,200.00	79,200.00	79,200.00	82,500.00	82,500.00		4.17%
GB.9710.0610.0004	2004B BOND PRINCIPAL..	107,600.00	110,290.00	112,980.00	112,980.00	112,980.00	112,980.00	112,980.00		0.00%
GB.9710.0710.0003	2003C EFC BOND INTEREST..	9,415.61	7,309.02	5,180.00	5,180.00	5,179.95	3,616.00	3,616.00		-30.19%
GB.9710.0710.0004	2004B EFC BOND INTEREST..	29,270.89	27,006.70	24,575.00	24,575.00	9,418.87	23,014.00	23,014.00		-6.35%
<b>Total Dept 9710</b>	<b>SERIAL BONDS</b>	<b>222,186.50</b>	<b>220,505.72</b>	<b>221,935.00</b>	<b>221,935.00</b>	<b>206,778.82</b>	<b>222,110.00</b>	<b>222,110.00</b>	<b>0.00</b>	<b>0.08%</b>
<b>Dept 9901</b>	<b>TRANSFERS TO OTHER FUNDS</b>									
GB.9901.0904	TRANSFER TO YS	12,200.00	0.00	17,750.00	17,750.00	17,750.00	18,000.00	18,000.00		1.41%
<b>Total Dept 9901</b>	<b>TRANSFERS TO OTHER FUNDS</b>	<b>12,200.00</b>	<b>0.00</b>	<b>17,750.00</b>	<b>17,750.00</b>	<b>17,750.00</b>	<b>18,000.00</b>	<b>18,000.00</b>	<b>0.00</b>	<b>1.41%</b>
<b>Grand Total</b>		<b>239,206.70</b>	<b>224,961.54</b>	<b>243,775.00</b>	<b>243,775.00</b>	<b>228,619.70</b>	<b>243,830.00</b>	<b>243,830.00</b>	<b>0.00</b>	<b>0.02%</b>

**NOTE: One or more accounts may not be printed due to Account Table restrictions.**

# TOWN OF YORKTOWN

## Budget Preparation Report

Fiscal Year: 2023 Period From: 1 To: 12

Account	Description	2020 Actual	2021 Actual	Original 2022 Budget	Adjusted 2022 Budget	2022 Actual Per 1-12	2023 TENTATIVE Stage	2023 PRELIMINA Stage	2023 FINAL Stage	Variance To PRELIMINA Stage
<b>Dept 0000</b>	.									
GC.0000.1001	TAXES	62,175.00	62,481.00	70,035.00	70,035.00	70,035.00	70,612.00	70,612.00		0.82%
GC.0000.2401	INTEREST EARNINGS	449.98	126.41	150.00	150.00	252.22	150.00	150.00		0.00%
<b>Total Dept 0000</b>	.	<b>(62,624.98)</b>	<b>(62,607.41)</b>	<b>(70,185.00)</b>	<b>(70,185.00)</b>	<b>(70,287.22)</b>	<b>(70,762.00)</b>	<b>(70,762.00)</b>	<b>0.00</b>	<b>0.82%</b>
<b>Grand Total</b>		<b>(62,624.98)</b>	<b>(62,607.41)</b>	<b>(70,185.00)</b>	<b>(70,185.00)</b>	<b>(70,287.22)</b>	<b>(70,762.00)</b>	<b>(70,762.00)</b>	<b>0.00</b>	<b>0.82%</b>

**NOTE: One or more accounts may not be printed due to Account Table restrictions.**

# TOWN OF YORKTOWN

## Budget Preparation Report

Fiscal Year: 2023 Period From: 1 To: 12

Account	Description	2020	2021	Original	Adjusted	2022	2023	2023	2023	Variance To
		Actual	Actual	2022 Budget	2022 Budget	Actual Per 1-12	TENTATIVE Stage	PRELIMINA Stage	FINAL Stage	
<b>Dept 9700</b>	<b>DEBT SERVICES</b>									
GC.9700.0490	PROF SERVICES	730.16	649.32	570.00	570.00	568.48	486.00	486.00		-14.74%
<b>Total Dept 9700</b>	<b>DEBT SERVICES</b>	<b>730.16</b>	<b>649.32</b>	<b>570.00</b>	<b>570.00</b>	<b>568.48</b>	<b>486.00</b>	<b>486.00</b>	<b>0.00</b>	<b>-14.74%</b>
<b>Dept 9710</b>	<b>SERIAL BONDS</b>									
GC.9710.0610.0002	2002A BOND PRINCIPAL..	15,000.00	15,000.00	15,000.00	15,000.00	0.00	15,000.00	15,000.00		0.00%
GC.9710.0610.0003	2003C EFC BOND PRINCIPAL..	39,100.00	39,100.00	40,800.00	40,800.00	40,800.00	42,500.00	42,500.00		4.17%
GC.9710.0710.0002	2002A BOND INTEREST..	3,072.31	2,764.76	2,395.00	2,395.00	1,626.11	1,913.00	1,913.00		-20.13%
GC.9710.0710.0003	2003C EFC BOND INTEREST..	4,850.47	3,765.25	2,670.00	2,670.00	2,668.45	1,863.00	1,863.00		-30.22%
<b>Total Dept 9710</b>	<b>SERIAL BONDS</b>	<b>62,022.78</b>	<b>60,630.01</b>	<b>60,865.00</b>	<b>60,865.00</b>	<b>45,094.56</b>	<b>61,276.00</b>	<b>61,276.00</b>	<b>0.00</b>	<b>0.68%</b>
<b>Dept 9901</b>	<b>TRANSFERS TO OTHER FUNDS</b>									
GC.9901.0904	TRANSFER TO YS	5,998.00	0.00	8,750.00	8,750.00	8,750.00	9,000.00	9,000.00		2.86%
<b>Total Dept 9901</b>	<b>TRANSFERS TO OTHER FUNDS</b>	<b>5,998.00</b>	<b>0.00</b>	<b>8,750.00</b>	<b>8,750.00</b>	<b>8,750.00</b>	<b>9,000.00</b>	<b>9,000.00</b>	<b>0.00</b>	<b>2.86%</b>
<b>Grand Total</b>		<b>68,750.94</b>	<b>61,279.33</b>	<b>70,185.00</b>	<b>70,185.00</b>	<b>54,413.04</b>	<b>70,762.00</b>	<b>70,762.00</b>	<b>0.00</b>	<b>0.82%</b>

**NOTE: One or more accounts may not be printed due to Account Table restrictions.**

# TOWN OF YORKTOWN

## Budget Preparation Report

Fiscal Year: 2023 Period From: 1 To: 12

Account	Description	2020	2021	Original	Adjusted	2022	2023	2023	2023	Variance To
		Actual	Actual	2022 Budget	2022 Budget	Actual Per 1-12	TENTATIVE Stage	PRELIMINA Stage	FINAL Stage	PRELIMINA Stage
<b>Dept 0000</b>	.									
GD.0000.1001	TAXES	343,375.00	375,918.00	381,545.00	381,545.00	381,545.00	382,296.00	382,296.00		0.20%
GD.0000.1002	APPR FUND BALANCE	0.00	0.00	20,000.00	20,000.00	0.00	20,000.00	20,000.00		0.00%
GD.0000.2401	INTEREST EARNINGS	1,310.89	575.98	600.00	600.00	1,128.90	600.00	600.00		0.00%
<b>Total Dept 0000</b>	.	<b>(344,685.89)</b>	<b>(376,493.98)</b>	<b>(402,145.00)</b>	<b>(402,145.00)</b>	<b>(382,673.90)</b>	<b>(402,896.00)</b>	<b>(402,896.00)</b>	<b>0.00</b>	<b>0.19%</b>
<b>Grand Total</b>		<b>(344,685.89)</b>	<b>(376,493.98)</b>	<b>(402,145.00)</b>	<b>(402,145.00)</b>	<b>(382,673.90)</b>	<b>(402,896.00)</b>	<b>(402,896.00)</b>	<b>0.00</b>	<b>0.19%</b>

**NOTE: One or more accounts may not be printed due to Account Table restrictions.**

# TOWN OF YORKTOWN

## Budget Preparation Report

Fiscal Year: 2023 Period From: 1 To: 12

Account	Description			Original	Adjusted	2022	2023	2023	2023	Variance To
		2020	2021	2022	2022	2022	2023	2023	2023	
		Actual	Actual	Budget	Budget	Actual Per 1-12	TENTATIVE Stage	PRELIMINA Stage	FINAL Stage	PRELIMINA Stage
<b>Dept 8130</b>	<b>SEWAGE TREATMENT</b>									
GD.8130.0406	TELECOMMUNICATIONS	775.03	814.28	825.00	825.00	475.32				-100.00%
GD.8130.0407	ELECTRIC	27,474.04	33,972.71	42,500.00	42,500.00	30,879.85				-100.00%
GD.8130.0420	FEES	0.00	0.00	0.00	660.00	660.00				0.00%
GD.8130.0450	WATER PURCHASE	541.50	108.30	750.00	750.00	50.54				-100.00%
GD.8130.0459	HUNTERBROOK INFILTRATION/INFLOW CONTROL	0.00	0.00	50,000.00	50,000.00	602.00				-100.00%
GD.8130.0462	MNT&RPR PUMP STATION	19,073.13	15,844.78	35,000.00	34,340.00	5,891.06				-100.00%
GD.8130.0491	EASEMENT AND TAX	2,267.29	2,267.29	2,500.00	2,500.00	2,267.29				-100.00%
<b>Total Dept 8130</b>	<b>SEWAGE TREATMENT</b>	<b>50,130.99</b>	<b>53,007.36</b>	<b>131,575.00</b>	<b>131,575.00</b>	<b>40,826.06</b>	<b>0.00</b>	<b>0.00</b>	<b>0.00</b>	<b>-100.00%</b>
<b>Dept 9700</b>	<b>DEBT SERVICES</b>									
GD.9700.0490	PROF SERVICES	4,412.00	4,086.00	3,750.00	3,750.00	3,750.00	3,400.00	3,400.00		-9.33%
<b>Total Dept 9700</b>	<b>DEBT SERVICES</b>	<b>4,412.00</b>	<b>4,086.00</b>	<b>3,750.00</b>	<b>3,750.00</b>	<b>3,750.00</b>	<b>3,400.00</b>	<b>3,400.00</b>	<b>0.00</b>	<b>-9.33%</b>
<b>Dept 9710</b>	<b>SERIAL BONDS</b>									
GD.9710.0610.0003	2003C EFC BOND PRINCIPAL..	130,000.00	135,000.00	140,000.00	140,000.00	140,000.00	145,000.00	145,000.00		3.57%
GD.9710.0710.0003	2003C EFC BOND INTEREST..	41,842.15	37,856.86	34,320.00	34,320.00	34,315.03	29,996.00	29,996.00		-12.60%
<b>Total Dept 9710</b>	<b>SERIAL BONDS</b>	<b>171,842.15</b>	<b>172,856.86</b>	<b>174,320.00</b>	<b>174,320.00</b>	<b>174,315.03</b>	<b>174,996.00</b>	<b>174,996.00</b>	<b>0.00</b>	<b>0.39%</b>
<b>Dept 9901</b>	<b>TRANSFERS TO OTHER FUNDS</b>									
GD.9901.0903	TRANSFER TO GENERAL FUND	15,375.00	18,675.00	0.00	0.00	0.00				0.00%
GD.9901.0904	TRANSFER TO YS	101,593.00	77,500.00	92,500.00	92,500.00	92,500.00	224,500.00	224,500.00		142.70%
<b>Total Dept 9901</b>	<b>TRANSFERS TO OTHER FUNDS</b>	<b>116,968.00</b>	<b>96,175.00</b>	<b>92,500.00</b>	<b>92,500.00</b>	<b>92,500.00</b>	<b>224,500.00</b>	<b>224,500.00</b>	<b>0.00</b>	<b>142.70%</b>
<b>Grand Total</b>		<b>343,353.14</b>	<b>326,125.22</b>	<b>402,145.00</b>	<b>402,145.00</b>	<b>311,391.09</b>	<b>402,896.00</b>	<b>402,896.00</b>	<b>0.00</b>	<b>0.19%</b>

**NOTE: One or more accounts may not be printed due to Account Table restrictions.**

# TOWN OF YORKTOWN

## Budget Preparation Report

Fiscal Year: 2023 Period From: 1 To: 12

Account	Description	2020 Actual	2021 Actual	Original 2022 Budget	Adjusted 2022 Budget	2022 Actual Per 1-12	2023 TENTATIVE Stage	2023 PRELIMINA Stage	2023 FINAL Stage	Variance To PRELIMINA Stage
<b>Dept 0000</b>	.									
GE.0000.1001	REAL PROPERTY TAXES	14,750.00	16,100.00	7,500.00	7,500.00	7,500.00	8,000.00	8,000.00		6.67%
GE.0000.2401	INTEREST EARNINGS	542.84	151.25	150.00	150.00	225.72	100.00	100.00		-33.33%
GE.0000.2401.0001	CAPITAL INTEREST..	3,245.16	456.88	500.00	500.00	1.14				-100.00%
GE.0000.2770	MISCELLANEOUS	0.00	1,261.35	0.00	0.00	0.00				0.00%
<b>Total Dept 0000</b>	.	<b>(18,538.00)</b>	<b>(17,969.48)</b>	<b>(8,150.00)</b>	<b>(8,150.00)</b>	<b>(7,726.86)</b>	<b>(8,100.00)</b>	<b>(8,100.00)</b>	<b>0.00</b>	<b>-0.61%</b>
<b>Grand Total</b>		<b>(18,538.00)</b>	<b>(17,969.48)</b>	<b>(8,150.00)</b>	<b>(8,150.00)</b>	<b>(7,726.86)</b>	<b>(8,100.00)</b>	<b>(8,100.00)</b>	<b>0.00</b>	<b>-0.61%</b>

**NOTE: One or more accounts may not be printed due to Account Table restrictions.**

# TOWN OF YORKTOWN

## Budget Preparation Report

Fiscal Year: 2023 Period From: 1 To: 12

Account	Description	2020 Actual	2021 Actual	Original 2022 Budget	Adjusted 2022 Budget	2022 Actual Per 1-12	2023 TENTATIVE Stage	2023 PRELIMINA Stage	2023 FINAL Stage	Variance To PRELIMINA Stage
<b>Dept 9700</b>	<b>DEBT SERVICES</b>									
GE.9700.0490	FEES	74.00	36.00	150.00	150.00	0.00				-100.00%
<b>Total Dept 9700</b>	<b>DEBT SERVICES</b>	<b>74.00</b>	<b>36.00</b>	<b>150.00</b>	<b>150.00</b>	<b>0.00</b>	<b>0.00</b>	<b>0.00</b>	<b>0.00</b>	<b>-100.00%</b>
<b>Dept 9710</b>	<b>SERIAL BONDS</b>									
GE.9710.0610.0002	2002A BOND PRINCIPAL..	15,000.00	15,000.00	0.00	0.00	0.00				0.00%
<b>Total Dept 9710</b>	<b>SERIAL BONDS</b>	<b>15,000.00</b>	<b>15,000.00</b>	<b>0.00</b>	<b>0.00</b>	<b>0.00</b>	<b>0.00</b>	<b>0.00</b>	<b>0.00</b>	<b>0.00%</b>
<b>Dept 9901</b>	<b>TRANSFERS TO OTHER FUNDS</b>									
GE.9901.0904	TRANSFER TO YS	1,157.00	4,000.00	8,000.00	8,000.00	8,000.00	8,100.00	8,100.00		1.25%
<b>Total Dept 9901</b>	<b>TRANSFERS TO OTHER FUNDS</b>	<b>1,157.00</b>	<b>4,000.00</b>	<b>8,000.00</b>	<b>8,000.00</b>	<b>8,000.00</b>	<b>8,100.00</b>	<b>8,100.00</b>	<b>0.00</b>	<b>1.25%</b>
<b>Grand Total</b>		<b>16,231.00</b>	<b>19,036.00</b>	<b>8,150.00</b>	<b>8,150.00</b>	<b>8,000.00</b>	<b>8,100.00</b>	<b>8,100.00</b>	<b>0.00</b>	<b>-0.61%</b>

**NOTE: One or more accounts may not be printed due to Account Table restrictions.**



# TOWN OF YORKTOWN

## Budget Preparation Report

Fiscal Year: 2023 Period From: 1 To: 12

Account	Description	2020 Actual	2021 Actual	Original 2022 Budget	Adjusted 2022 Budget	2022 Actual Per 1-12	2023 TENTATIVE Stage	2023 PRELIMINA Stage	2023 FINAL Stage	Variance To PRELIMINA Stage
<b>Dept 0000</b>	.									
GF.0000.1001	REAL PROPERTY TAXES	57,900.00	62,870.00	70,710.00	70,710.00	70,710.00	71,011.00	71,011.00		0.43%
GF.0000.1002.0009	APPROPRIATED FUND BALANCE.RESERVE FOR DEBT	0.00	0.00	7,500.00	7,500.00	0.00	7,500.00	7,500.00		0.00%
GF.0000.2401	INTEREST EARNINGS	1,374.79	353.77	400.00	400.00	542.33	250.00	250.00		-37.50%
<b>Total Dept 0000</b>	.	<b>(59,274.79)</b>	<b>(63,223.77)</b>	<b>(78,610.00)</b>	<b>(78,610.00)</b>	<b>(71,252.33)</b>	<b>(78,761.00)</b>	<b>(78,761.00)</b>	<b>0.00</b>	<b>0.19%</b>
<b>Grand Total</b>		<b>(59,274.79)</b>	<b>(63,223.77)</b>	<b>(78,610.00)</b>	<b>(78,610.00)</b>	<b>(71,252.33)</b>	<b>(78,761.00)</b>	<b>(78,761.00)</b>	<b>0.00</b>	<b>0.19%</b>

**NOTE: One or more accounts may not be printed due to Account Table restrictions.**

# TOWN OF YORKTOWN

## Budget Preparation Report

Fiscal Year: 2023 Period From: 1 To: 12

Account	Description	2020 Actual	2021 Actual	Original 2022 Budget	Adjusted 2022 Budget	2022 Actual Per 1-12	2023 TENTATIVE Stage	2023 PRELIMINA Stage	2023 FINAL Stage	Variance To PRELIMINA Stage
<b>Dept 9700</b>	<b>DEBT SERVICES</b>									
GF.9700.0490	PROF SERVICES	1,959.70	1,833.73	1,705.00	1,705.00	1,703.81	1,575.00	1,575.00		-7.62%
<b>Total Dept 9700</b>	<b>DEBT SERVICES</b>	<b>1,959.70</b>	<b>1,833.73</b>	<b>1,705.00</b>	<b>1,705.00</b>	<b>1,703.81</b>	<b>1,575.00</b>	<b>1,575.00</b>	<b>0.00</b>	<b>-7.62%</b>
<b>Dept 9710</b>	<b>SERIAL BONDS</b>									
GF.9710.0610.0004	2004B EFC BOND PRINCIPAL..	49,400.00	50,635.00	51,870.00	51,870.00	51,870.00	51,870.00	51,870.00		0.00%
GF.9710.0710.0004	2004B EFC BOND INTEREST..	13,438.49	12,398.99	11,285.00	11,285.00	4,324.28	10,566.00	10,566.00		-6.37%
<b>Total Dept 9710</b>	<b>SERIAL BONDS</b>	<b>62,838.49</b>	<b>63,033.99</b>	<b>63,155.00</b>	<b>63,155.00</b>	<b>56,194.28</b>	<b>62,436.00</b>	<b>62,436.00</b>	<b>0.00</b>	<b>-1.14%</b>
<b>Dept 9901</b>	<b>TRANSFERS TO OTHER FUNDS</b>									
GF.9901.0904	TRANSFER TO YS	4,179.00	12,250.00	13,750.00	13,750.00	13,750.00	14,750.00	14,750.00		7.27%
<b>Total Dept 9901</b>	<b>TRANSFERS TO OTHER FUNDS</b>	<b>4,179.00</b>	<b>12,250.00</b>	<b>13,750.00</b>	<b>13,750.00</b>	<b>13,750.00</b>	<b>14,750.00</b>	<b>14,750.00</b>	<b>0.00</b>	<b>7.27%</b>
<b>Grand Total</b>		<b>68,977.19</b>	<b>77,117.72</b>	<b>78,610.00</b>	<b>78,610.00</b>	<b>71,648.09</b>	<b>78,761.00</b>	<b>78,761.00</b>	<b>0.00</b>	<b>0.19%</b>

**NOTE: One or more accounts may not be printed due to Account Table restrictions.**

# TOWN OF YORKTOWN

## Budget Preparation Report

Fiscal Year: 2023 Period From: 1 To: 12

Account	Description	2020	2021	Original	Adjusted	2022	2023	2023	2023	Variance To
		Actual	Actual	2022 Budget	2022 Budget	Actual Per 1-12	TENTATIVE Stage	PRELIMINA Stage	FINAL Stage	
<b>Dept 0000</b>	.									
GG.0000.1001	REAL PROPERTY TAXES	80,290.00	86,600.00	95,200.00	95,200.00	95,200.00	96,250.00	96,250.00		1.10%
GG.0000.1002.0009	APPROPRIATED FUND BALANCE.RESERVE FOR DEBT	0.00	0.00	12,500.00	12,500.00	0.00	10,000.00	10,000.00		-20.00%
GG.0000.2401	INTEREST EARNINGS	1,376.19	393.05	400.00	400.00	782.67	250.00	250.00		-37.50%
<b>Total Dept 0000</b>	.	<b>(81,666.19)</b>	<b>(86,993.05)</b>	<b>(108,100.00)</b>	<b>(108,100.00)</b>	<b>(95,982.67)</b>	<b>(106,500.00)</b>	<b>(106,500.00)</b>	<b>0.00</b>	<b>-1.48%</b>
<b>Grand Total</b>		<b>(81,666.19)</b>	<b>(86,993.05)</b>	<b>(108,100.00)</b>	<b>(108,100.00)</b>	<b>(95,982.67)</b>	<b>(106,500.00)</b>	<b>(106,500.00)</b>	<b>0.00</b>	<b>-1.48%</b>

**NOTE: One or more accounts may not be printed due to Account Table restrictions.**

# TOWN OF YORKTOWN

## Budget Preparation Report

Fiscal Year: 2023 Period From: 1 To: 12

Account	Description	2020 Actual	2021 Actual	Original 2022 Budget	Adjusted 2022 Budget	2022 Actual Per 1-12	2023 TENTATIVE Stage	2023 PRELIMINA Stage	2023 FINAL Stage	Variance To PRELIMINA Stage
<b>Dept 9700</b>	<b>DEBT SERVICES</b>									
GG.9700.0490	PROF SERVICES	677.30	629.03	850.00	850.00	0.00	850.00	850.00		0.00%
<b>Total Dept 9700</b>	<b>DEBT SERVICES</b>	<b>677.30</b>	<b>629.03</b>	<b>850.00</b>	<b>850.00</b>	<b>0.00</b>	<b>850.00</b>	<b>850.00</b>	<b>0.00</b>	<b>0.00%</b>
<b>Dept 9730</b>	<b>BOND ANTICIPATION NOTES</b>									
GG.9730.0610	PRINCIPAL	65,000.00	65,000.00	65,000.00	65,000.00	0.00	65,000.00	65,000.00		0.00%
GG.9730.0710	INTEREST	14,163.97	5,839.94	29,750.00	29,750.00	0.00	26,400.00	26,400.00		-11.26%
<b>Total Dept 9730</b>	<b>BOND ANTICIPATION NOTES</b>	<b>79,163.97</b>	<b>70,839.94</b>	<b>94,750.00</b>	<b>94,750.00</b>	<b>0.00</b>	<b>91,400.00</b>	<b>91,400.00</b>	<b>0.00</b>	<b>-3.54%</b>
<b>Dept 9901</b>	<b>TRANSFERS TO OTHER FUNDS</b>									
GG.9901.0904	TRANSFER TO YS	2,551.00	12,500.00	12,500.00	12,500.00	12,500.00	14,250.00	14,250.00		14.00%
<b>Total Dept 9901</b>	<b>TRANSFERS TO OTHER FUNDS</b>	<b>2,551.00</b>	<b>12,500.00</b>	<b>12,500.00</b>	<b>12,500.00</b>	<b>12,500.00</b>	<b>14,250.00</b>	<b>14,250.00</b>	<b>0.00</b>	<b>14.00%</b>
<b>Grand Total</b>		<b>82,392.27</b>	<b>83,968.97</b>	<b>108,100.00</b>	<b>108,100.00</b>	<b>12,500.00</b>	<b>106,500.00</b>	<b>106,500.00</b>	<b>0.00</b>	<b>-1.48%</b>

**NOTE: One or more accounts may not be printed due to Account Table restrictions.**

# TOWN OF YORKTOWN

## Budget Preparation Report

Fiscal Year: 2023 Period From: 1 To: 12

Account	Description	2020 Actual	2021 Actual	Original 2022 Budget	Adjusted 2022 Budget	2022 Actual Per 1-12	2023 TENTATIVE Stage	2023 PRELIMINA Stage	2023 FINAL Stage	Variance To PRELIMINA Stage
<b>Dept 0000</b>	.									
GH.0000.1001	REAL PROPERTY TAXES	43,925.00	45,500.00	50,000.00	50,000.00	50,000.00	50,050.00	50,050.00		0.10%
GH.0000.1002	APPR FUND BALANCE	0.00	0.00	7,500.00	7,500.00	0.00	6,500.00	6,500.00		-13.33%
GH.0000.2401	INTEREST EARNINGS	1,553.08	430.37	450.00	450.00	800.73	300.00	300.00		-33.33%
<b>Total Dept 0000</b>	.	<b>(45,478.08)</b>	<b>(45,930.37)</b>	<b>(57,950.00)</b>	<b>(57,950.00)</b>	<b>(50,800.73)</b>	<b>(56,850.00)</b>	<b>(56,850.00)</b>	<b>0.00</b>	<b>-1.90%</b>
<b>Grand Total</b>		<b>(45,478.08)</b>	<b>(45,930.37)</b>	<b>(57,950.00)</b>	<b>(57,950.00)</b>	<b>(50,800.73)</b>	<b>(56,850.00)</b>	<b>(56,850.00)</b>	<b>0.00</b>	<b>-1.90%</b>

**NOTE: One or more accounts may not be printed due to Account Table restrictions.**

# TOWN OF YORKTOWN

## Budget Preparation Report

Fiscal Year: 2023 Period From: 1 To: 12

Account	Description	2020 Actual	2021 Actual	Original 2022 Budget	Adjusted 2022 Budget	2022 Actual Per 1-12	2023 TENTATIVE Stage	2023 PRELIMINA Stage	2023 FINAL Stage	Variance To PRELIMINA Stage
<b>Dept 9700</b>	<b>DEBT SERVICES</b>									
GH.9700.0490	PROF SERVICES	405.17	391.95	450.00	450.00	0.00	450.00	450.00		0.00%
<b>Total Dept 9700</b>	<b>DEBT SERVICES</b>	<b>405.17</b>	<b>391.95</b>	<b>450.00</b>	<b>450.00</b>	<b>0.00</b>	<b>450.00</b>	<b>450.00</b>	<b>0.00</b>	<b>0.00%</b>
<b>Dept 9730</b>	<b>BOND ANTICIPATION NOTES</b>									
GH.9730.0610	PRINCIPAL	31,500.00	31,500.00	31,500.00	31,500.00	0.00	31,500.00	31,500.00		0.00%
GH.9730.0710	INTEREST	8,472.92	3,558.99	18,500.00	18,500.00	0.00	16,900.00	16,900.00		-8.65%
<b>Total Dept 9730</b>	<b>BOND ANTICIPATION NOTES</b>	<b>39,972.92</b>	<b>35,058.99</b>	<b>50,000.00</b>	<b>50,000.00</b>	<b>0.00</b>	<b>48,400.00</b>	<b>48,400.00</b>	<b>0.00</b>	<b>-3.20%</b>
<b>Dept 9901</b>	<b>TRANSFERS TO OTHER FUNDS</b>									
GH.9901.0904	TRANSFER TO YS	1,100.00	7,500.00	7,500.00	7,500.00	7,500.00	8,000.00	8,000.00		6.67%
<b>Total Dept 9901</b>	<b>TRANSFERS TO OTHER FUNDS</b>	<b>1,100.00</b>	<b>7,500.00</b>	<b>7,500.00</b>	<b>7,500.00</b>	<b>7,500.00</b>	<b>8,000.00</b>	<b>8,000.00</b>	<b>0.00</b>	<b>6.67%</b>
<b>Grand Total</b>		<b>41,478.09</b>	<b>42,950.94</b>	<b>57,950.00</b>	<b>57,950.00</b>	<b>7,500.00</b>	<b>56,850.00</b>	<b>56,850.00</b>	<b>0.00</b>	<b>-1.90%</b>

**NOTE: One or more accounts may not be printed due to Account Table restrictions.**

# TOWN OF YORKTOWN

## Budget Preparation Report

Fiscal Year: 2023 Period From: 1 To: 12

Account	Description	2020 Actual	2021 Actual	Original 2022 Budget	Adjusted 2022 Budget	2022 Actual Per 1-12	2023 TENTATIVE Stage	2023 PRELIMINA Stage	2023 FINAL Stage	Variance To PRELIMINA Stage
<b>Dept 0000</b>	.									
GI.0000.1001	REAL PROPERTY TAXES	39,638.00	41,400.00	47,950.00	47,950.00	47,950.00	48,150.00	48,150.00		0.42%
GI.0000.1002	APPR FUND BALANCE	0.00	0.00	2,500.00	2,500.00	0.00	1,000.00	1,000.00		-60.00%
GI.0000.2401	INTEREST EARNINGS	360.09	113.87	100.00	100.00	255.39	100.00	100.00		0.00%
<b>Total Dept 0000</b>	.	<b>(39,998.09)</b>	<b>(41,513.87)</b>	<b>(50,550.00)</b>	<b>(50,550.00)</b>	<b>(48,205.39)</b>	<b>(49,250.00)</b>	<b>(49,250.00)</b>	<b>0.00</b>	<b>-2.57%</b>
<b>Grand Total</b>		<b>(39,998.09)</b>	<b>(41,513.87)</b>	<b>(50,550.00)</b>	<b>(50,550.00)</b>	<b>(48,205.39)</b>	<b>(49,250.00)</b>	<b>(49,250.00)</b>	<b>0.00</b>	<b>-2.57%</b>

**NOTE: One or more accounts may not be printed due to Account Table restrictions.**

# TOWN OF YORKTOWN

## Budget Preparation Report

Fiscal Year: 2023 Period From: 1 To: 12

Account	Description	2020 Actual	2021 Actual	Original 2022 Budget	Adjusted 2022 Budget	2022 Actual Per 1-12	2023 TENTATIVE Stage	2023 PRELIMINA Stage	2023 FINAL Stage	Variance To PRELIMINA Stage
<b>Dept 9700</b>	<b>DEBT SERVICES</b>									
GI.9700.0490	PROF SERVICES	277.53	249.02	300.00	300.00	0.00	300.00	300.00		0.00%
<b>Total Dept 9700</b>	<b>DEBT SERVICES</b>	<b>277.53</b>	<b>249.02</b>	<b>300.00</b>	<b>300.00</b>	<b>0.00</b>	<b>300.00</b>	<b>300.00</b>	<b>0.00</b>	<b>0.00%</b>
<b>Dept 9730</b>	<b>BOND ANTICIPATION NOTES</b>									
GI.9730.0610	PRINCIPAL	30,750.00	30,750.00	30,750.00	30,750.00	0.00	30,750.00	30,750.00		0.00%
GI.9730.0710	INTEREST	5,803.70	2,356.38	12,000.00	12,000.00	0.00	10,200.00	10,200.00		-15.00%
<b>Total Dept 9730</b>	<b>BOND ANTICIPATION NOTES</b>	<b>36,553.70</b>	<b>33,106.38</b>	<b>42,750.00</b>	<b>42,750.00</b>	<b>0.00</b>	<b>40,950.00</b>	<b>40,950.00</b>	<b>0.00</b>	<b>-4.21%</b>
<b>Dept 9901</b>	<b>TRANSFERS TO OTHER FUNDS</b>									
GI.9901.0904	TRANSFER TO YS	1,580.00	5,000.00	7,500.00	7,500.00	7,500.00	8,000.00	8,000.00		6.67%
<b>Total Dept 9901</b>	<b>TRANSFERS TO OTHER FUNDS</b>	<b>1,580.00</b>	<b>5,000.00</b>	<b>7,500.00</b>	<b>7,500.00</b>	<b>7,500.00</b>	<b>8,000.00</b>	<b>8,000.00</b>	<b>0.00</b>	<b>6.67%</b>
<b>Grand Total</b>		<b>38,411.23</b>	<b>38,355.40</b>	<b>50,550.00</b>	<b>50,550.00</b>	<b>7,500.00</b>	<b>49,250.00</b>	<b>49,250.00</b>	<b>0.00</b>	<b>-2.57%</b>

**NOTE: One or more accounts may not be printed due to Account Table restrictions.**



# TOWN OF YORKTOWN

## Budget Preparation Report

Fiscal Year: 2023 Period From: 1 To: 12

Account	Description	2020 Actual	2021 Actual	Original 2022 Budget	Adjusted 2022 Budget	2022 Actual Per 1-12	2023 TENTATIVE Stage	2023 PRELIMINA Stage	2023 FINAL Stage	Variance To PRELIMINA Stage
<b>Dept 0000</b>	.									
GJ.0000.1001	REAL PROPERTY TAXES	3,100.00	3,350.00	5,850.00	5,850.00	5,850.00	6,000.00	6,000.00		2.56%
GJ.0000.1002	APPR FUND BALANCE	0.00	0.00	5,000.00	10,000.00	0.00	5,250.00	5,250.00		5.00%
GJ.0000.2401	INTEREST EARNINGS	1,420.28	375.39	400.00	400.00	625.02	250.00	250.00		-37.50%
GJ.0000.5031	TRANSFER IN	141,300.63	0.00	0.00	0.00	0.00				0.00%
<b>Total Dept 0000</b>	.	<b>(145,820.91)</b>	<b>(3,725.39)</b>	<b>(11,250.00)</b>	<b>(16,250.00)</b>	<b>(6,475.02)</b>	<b>(11,500.00)</b>	<b>(11,500.00)</b>	<b>0.00</b>	<b>2.22%</b>
<b>Grand Total</b>		<b>(145,820.91)</b>	<b>(3,725.39)</b>	<b>(11,250.00)</b>	<b>(16,250.00)</b>	<b>(6,475.02)</b>	<b>(11,500.00)</b>	<b>(11,500.00)</b>	<b>0.00</b>	<b>2.22%</b>

**NOTE: One or more accounts may not be printed due to Account Table restrictions.**

# TOWN OF YORKTOWN

## Budget Preparation Report

Fiscal Year: 2023 Period From: 1 To: 12

Account	Description	2020	2021	Original	Adjusted	2022	2023	2023	2023	Variance To
		Actual	Actual	2022 Budget	2022 Budget	Actual Per 1-12	TENTATIVE Stage	PRELIMINA Stage	FINAL Stage	PRELIMINA Stage
<b>Dept 8130</b>	<b>SEWAGE TREATMENT</b>									
GJ.8130.0421	ALARM MAINTENANCE	1,042.20	1,042.20	1,250.00	1,250.00	1,078.20				-100.00%
GJ.8130.0462	MNT&RPR PUMP STATION	0.00	300.28	2,500.00	7,500.00	5,426.49				-100.00%
<b>Total Dept 8130</b>	<b>SEWAGE TREATMENT</b>	<b>1,042.20</b>	<b>1,342.48</b>	<b>3,750.00</b>	<b>8,750.00</b>	<b>6,504.69</b>	<b>0.00</b>	<b>0.00</b>	<b>0.00</b>	<b>-100.00%</b>
<b>Dept 9901</b>	<b>TRANSFERS TO OTHER FUNDS</b>									
GJ.9901.0904	TRANSFER TO YS	8,373.00	5,000.00	7,500.00	7,500.00	7,500.00	11,500.00	11,500.00		53.33%
<b>Total Dept 9901</b>	<b>TRANSFERS TO OTHER FUNDS</b>	<b>8,373.00</b>	<b>5,000.00</b>	<b>7,500.00</b>	<b>7,500.00</b>	<b>7,500.00</b>	<b>11,500.00</b>	<b>11,500.00</b>	<b>0.00</b>	<b>53.33%</b>
<b>Grand Total</b>		<b>9,415.20</b>	<b>6,342.48</b>	<b>11,250.00</b>	<b>16,250.00</b>	<b>14,004.69</b>	<b>11,500.00</b>	<b>11,500.00</b>	<b>0.00</b>	<b>2.22%</b>

**NOTE: One or more accounts may not be printed due to Account Table restrictions.**

# TOWN OF YORKTOWN

## Budget Preparation Report

Fiscal Year: 2023 Period From: 1 To: 12

Account	Description	2020 Actual	2021 Actual	Original 2022 Budget	Adjusted 2022 Budget	2022 Actual Per 1-12	2023 TENTATIVE Stage	2023 PRELIMINA Stage	2023 FINAL Stage	Variance To PRELIMINA Stage
<b>Dept 0000</b>	.									
OS.0000.1001	TAXES	40,250.00	44,500.00	44,550.00	44,550.00	44,550.00	44,950.00	44,950.00		0.90%
OS.0000.1002	APPROPRIATED FUND BALANCE	0.00	0.00	12,500.00	12,500.00	0.00	12,250.00	12,250.00		-2.00%
OS.0000.2401	INTEREST EARNINGS	1,473.00	404.63	450.00	450.00	668.65	300.00	300.00		-33.33%
<b>Total Dept 0000</b>	.	<b>(41,723.00)</b>	<b>(44,904.63)</b>	<b>(57,500.00)</b>	<b>(57,500.00)</b>	<b>(45,218.65)</b>	<b>(57,500.00)</b>	<b>(57,500.00)</b>	<b>0.00</b>	<b>0.00%</b>
<b>Grand Total</b>		<b>(41,723.00)</b>	<b>(44,904.63)</b>	<b>(57,500.00)</b>	<b>(57,500.00)</b>	<b>(45,218.65)</b>	<b>(57,500.00)</b>	<b>(57,500.00)</b>	<b>0.00</b>	<b>0.00%</b>

**NOTE: One or more accounts may not be printed due to Account Table restrictions.**

# TOWN OF YORKTOWN

## Budget Preparation Report

Fiscal Year: 2023 Period From: 1 To: 12

Account	Description	2020 Actual	2021 Actual	Original 2022 Budget	Adjusted 2022 Budget	2022 Actual Per 1-12	2023 TENTATIVE Stage	2023 PRELIMINA Stage	2023 FINAL Stage	Variance To PRELIMINA Stage
<b>Dept 8130</b>	<b>SEWAGE TREATMENT</b>									
OS.8130.0200	EQUIPMENT	13,655.00	0.00	12,000.00	9,000.00	4,286.50				-100.00%
OS.8130.0406	TELECOMMUNICATIONS	377.15	390.40	500.00	500.00	323.97				-100.00%
OS.8130.0407	ELECTRICITY	11,712.37	12,481.70	10,000.00	10,000.00	3,426.34				-100.00%
OS.8130.0459	INFIL CONT	0.00	0.00	0.00	1,000.00	0.00				0.00%
OS.8130.0461	MAIN REP ROAD	0.00	4,005.00	0.00	2,000.00	0.00				0.00%
OS.8130.0462	MNT&RPR PUMP STATION	9,534.93	2,518.42	10,000.00	10,000.01	3,417.95				-100.00%
<b>Total Dept 8130</b>	<b>SEWAGE TREATMENT</b>	<b>35,279.45</b>	<b>19,395.52</b>	<b>32,500.00</b>	<b>32,500.01</b>	<b>11,454.76</b>	<b>0.00</b>	<b>0.00</b>	<b>0.00</b>	<b>-100.00%</b>
<b>Dept 9901</b>	<b>TRANSFERS TO OTHER FUNDS</b>									
OS.9901.0903	TRANSFER TO GENERAL FUND	2,150.00	3,525.00	0.00	0.00	0.00				0.00%
OS.9901.0904	TRANSFER TO YS	60,869.00	18,750.00	25,000.00	25,000.00	25,000.00	57,500.00	57,500.00		130.00%
<b>Total Dept 9901</b>	<b>TRANSFERS TO OTHER FUNDS</b>	<b>63,019.00</b>	<b>22,275.00</b>	<b>25,000.00</b>	<b>25,000.00</b>	<b>25,000.00</b>	<b>57,500.00</b>	<b>57,500.00</b>	<b>0.00</b>	<b>130.00%</b>
<b>Grand Total</b>		<b>98,298.45</b>	<b>41,670.52</b>	<b>57,500.00</b>	<b>57,500.01</b>	<b>36,454.76</b>	<b>57,500.00</b>	<b>57,500.00</b>	<b>0.00</b>	<b>0.00%</b>

**NOTE: One or more accounts may not be printed due to Account Table restrictions.**

# TOWN OF YORKTOWN

## Budget Preparation Report

Fiscal Year: 2023 Period From: 1 To: 12

Account	Description			Original	Adjusted	2022	2023	2023	2023	Variance To
		2020	2021	2022	2022	2022	2023	2023	2023	
		Actual	Actual	Budget	Budget	Actual Per 1-12	TENTATIVE Stage	PRELIMINA Stage	FINAL Stage	PRELIMINA Stage
<b>Dept 0000</b>	.									
YS.0000.1001	TAXES	2,386,589.00	2,354,287.00	2,271,439.00	2,271,439.00	2,271,439.00	2,118,474.00	2,118,474.00		-6.73%
YS.0000.1002	APPROPRIATED FUND BALANCE	0.00	0.00	173,500.00	1,579,926.00	0.00	150,000.00	150,000.00		-13.54%
YS.0000.1081	PAYMENTS IN LIEU OF TAXES	0.00	0.00	95,000.00	95,000.00	95,000.00	99,000.00	99,000.00		4.21%
YS.0000.2120	SEWER RENTS	539,620.19	530,852.39	450,000.00	450,000.00	358,391.07	450,000.00	450,000.00		0.00%
YS.0000.2148	PENALTY ON WATER/SEWER	22,520.68	20,818.61	25,000.00	25,000.00	17,978.47	26,500.00	26,500.00		6.00%
YS.0000.2401	INTEREST EARNING	28,384.47	9,000.81	9,500.00	9,500.00	15,662.78	9,500.00	9,500.00		0.00%
YS.0000.2401.0001	CAPITAL INTEREST EARNINGS..	20,310.50	3,246.56	5,250.00	5,250.00	958.66	1,500.00	1,500.00		-71.43%
YS.0000.2770	MISCELLANEOUS	130.54	0.00	0.00	0.00	0.00	12,280.00	12,280.00		100.00%
YS.0000.3501	NYSDEP EXP REIMB	866,701.00	832,357.51	866,366.00	866,366.00	460,165.21	900,000.00	900,000.00		3.88%
YS.0000.3510	FEMA STATE AID	0.00	0.00	0.00	0.00	4,535.40				0.00%
YS.0000.4510	FEMA FEDERAL AID	0.00	0.00	0.00	0.00	40,818.68				0.00%
YS.0000.5031	INTERFUND TRANSFER	199,600.00	142,500.00	208,250.00	208,250.00	208,250.00	381,100.00	381,100.00		83.00%
<b>Total Dept 0000</b>	.	<b>(4,063,856.38)</b>	<b>(3,893,062.88)</b>	<b>(4,104,305.00)</b>	<b>(5,510,731.00)</b>	<b>(3,473,199.27)</b>	<b>(4,148,354.00)</b>	<b>(4,148,354.00)</b>	<b>0.00</b>	<b>1.07%</b>
<b>Grand Total</b>		<b>(4,063,856.38)</b>	<b>(3,893,062.88)</b>	<b>(4,104,305.00)</b>	<b>(5,510,731.00)</b>	<b>(3,473,199.27)</b>	<b>(4,148,354.00)</b>	<b>(4,148,354.00)</b>	<b>0.00</b>	<b>1.07%</b>

**NOTE: One or more accounts may not be printed due to Account Table restrictions.**

# TOWN OF YORKTOWN

## Budget Preparation Report

Fiscal Year: 2023 Period From: 1 To: 12

Account	Description			Original	Adjusted	2022	2023	2023	2023	Variance To
		2020	2021	2022	2022	2022	2023	2023	2023	
		Actual	Actual	Budget	Budget	Actual Per 1-12	TENTATIVE Stage	PRELIMINA Stage	FINAL Stage	PRELIMINA Stage
<b>Dept 8130</b>	<b>SEWAGE TREATMENT</b>									
YS.8130.0101	SALARIES	632,319.89	651,745.58	771,900.00	761,900.00	597,596.02	793,300.00	793,300.00		2.77%
YS.8130.0101.0001	DEP SALARIES..	8,434.47	0.00	0.00	0.00	0.00				0.00%
YS.8130.0105	OVERTIME	124,020.10	182,050.80	155,000.00	155,000.00	129,015.92	155,000.00	155,000.00		0.00%
YS.8130.0106	LONGEVITY	11,400.00	13,300.00	11,450.00	11,450.00	11,100.00	12,950.00	12,950.00		13.10%
YS.8130.0108	LUMP SUM PAYMENT	0.00	16,002.95	0.00	0.00	0.00				0.00%
YS.8130.0131	STIPEND	19,999.98	14,769.18	20,000.00	19,204.50	16,153.83	20,000.00	20,000.00		0.00%
YS.8130.0201	EQUIPMENT	685.00	1,900.00	15,000.00	15,000.00	13,231.74	15,000.00	15,000.00		0.00%
YS.8130.0202	COMPUTER EQUIPMENT	0.00	2,488.32	5,000.00	7,607.86	3,911.56				-100.00%
YS.8130.0401	OFFICE SUPPLIES	105.99	99.24	100.00	100.00	84.34	100.00	100.00		0.00%
YS.8130.0401.0001	SUPPLIES.INK & TONER	167.00	0.00	200.00	200.00	0.00	200.00	200.00		0.00%
YS.8130.0402	DEPT SUPPLIES	3,151.96	1,855.50	2,500.00	2,471.66	200.82	2,500.00	2,500.00		0.00%
YS.8130.0404	MILEAGE/TOLLS	5.00	0.00	0.00	0.00	0.00				0.00%
YS.8130.0406	TELECOMMUNICATIONS/ CABLE	4,093.63	4,305.50	4,500.00	4,500.00	3,706.13	4,500.00	4,500.00		0.00%
YS.8130.0406.0001	CELLULAR TELEPHONE	2,293.93	2,163.73	3,000.00	3,000.00	1,865.07	3,000.00	3,000.00		0.00%
YS.8130.0407	ELECTRICITY-PLANT	78,928.31	147,912.61	135,000.00	135,000.00	56,394.87	120,000.00	120,000.00		-11.11%
YS.8130.0407.0002	NATURAL GAS	1,891.36	2,211.56	3,750.00	3,750.00	2,555.22	3,750.00	3,750.00		0.00%
YS.8130.0407.0003	ELECTRICITY.DEP-YS UPGRADE	122,476.98	132,852.39	150,000.00	150,000.00	68,098.32	135,000.00	135,000.00		-10.00%
YS.8130.0408	FUEL OIL	27,174.60	33,760.75	60,000.00	73,412.90	41,590.94	75,000.00	75,000.00		25.00%
YS.8130.0408.0002	FUEL OIL. DEP/MICRO BLDG OIL	4,610.10	1,373.23	15,000.00	29,667.62	7,669.49	30,000.00	30,000.00		100.00%
YS.8130.0409	PROPANE	1,171.87	209.75	2,500.00	3,251.12	222.99	4,500.00	4,500.00		80.00%
YS.8130.0412	POSTAGE	0.00	0.00	0.00	42.64	42.64				0.00%
YS.8130.0414	RENTAL EQUIPMENT	0.00	0.00	0.00	25,902.88	0.00				0.00%
YS.8130.0416	BUILDING MAINTENANCE	3,226.13	1,555.42	10,000.00	10,601.72	2,538.85	7,500.00	7,500.00		-25.00%
YS.8130.0416.0001	BLDG MAINT.RESTROOM PAPER	78.14	0.00	1,000.00	926.76	96.51	1,000.00	1,000.00		0.00%
YS.8130.0416.0002	BUILDING MAINTENANCE.DEP	78.14	1,380.82	1,500.00	1,500.00	0.00	1,500.00	1,500.00		0.00%

# TOWN OF YORKTOWN

## Budget Preparation Report

Fiscal Year: 2023 Period From: 1 To: 12

Account	Description	2020	2021	Original	Adjusted	2022	2023	2023	2023	Variance To
		Actual	Actual	2022 Budget	2022 Budget	Actual Per 1-12	TENTATIVE Stage	PRELIMINA Stage	FINAL Stage	
<b>Dept 8130</b>	<b>SEWAGE TREATMENT</b>									
YS.8130.0416.0030	BUILDING MAINTENANCE.COVID 19	1,613.14	0.00	0.00	0.00	0.00				0.00%
YS.8130.0418	EQUIP MAINT	13,943.15	1,866.19	20,000.00	29,054.59	1,385.43	20,000.00	20,000.00		0.00%
YS.8130.0418.0002	EQUIP MAINT.DEP	42,103.69	6,915.30	25,000.00	30,876.35	16,029.22	25,000.00	25,000.00		0.00%
YS.8130.0420	VEHICLE EXPENSE	8,817.46	7,737.81	10,000.00	14,142.21	9,695.09	10,000.00	10,000.00		0.00%
YS.8130.0421	ALARM SERVICE	9,747.75	9,749.00	10,000.00	10,000.00	7,598.15	10,000.00	10,000.00		0.00%
YS.8130.0421.0001	COMPUTER SUPPORT/SOFTWARE	4,000.00	12,812.49	10,000.00	18,670.00	6,928.48	15,700.00	15,700.00		57.00%
YS.8130.0422	CONSULTANT	501.00	0.00	0.00	10,304.34	0.00				0.00%
YS.8130.0423	EMPLOYEE TRAINING	1,392.48	600.50	5,000.00	5,160.00	677.25	5,000.00	5,000.00		0.00%
YS.8130.0434	UNIFORMS	4,206.00	5,313.20	8,750.00	10,320.50	3,507.69	8,750.00	8,750.00		0.00%
YS.8130.0440	AUDIT FEES	10,500.00	6,245.00	8,500.00	8,500.00	8,500.00	12,500.00	12,500.00		47.06%
YS.8130.0449	ANALYSIS	9,130.00	3,495.00	20,000.00	29,483.33	11,638.00	20,000.00	20,000.00		0.00%
YS.8130.0450	WATER PURCHASE	(10,656.37)	3,360.85	5,000.00	5,000.00	1,176.45	5,000.00	5,000.00		0.00%
YS.8130.0456	CHEM SUPPLY	101,794.49	63,267.79	125,000.00	180,494.61	91,143.94	125,000.00	125,000.00		0.00%
YS.8130.0456.0001	CHEM SUPP PLA.DEP	78,872.29	65,879.50	75,000.00	85,403.02	72,669.69	80,000.00	80,000.00		6.67%
YS.8130.0459	INFIL. CONTR.	675.28	0.00	20,000.00	32,500.00	13,854.70	20,000.00	20,000.00		0.00%
YS.8130.0460	MAINT & REPAIR	103,262.73	108,435.16	115,000.00	339,655.30	179,353.33	115,000.00	115,000.00		0.00%
YS.8130.0460.0002	SLUDGE REMOVAL..	184,614.65	156,607.60	210,000.00	264,804.95	125,915.25	225,000.00	225,000.00		7.14%
YS.8130.0460.0003	MAINT & REPAIR.DEP	2,041.58	58,844.43	50,000.00	249,824.89	82,438.83	50,000.00	50,000.00		0.00%
YS.8130.0460.0030	MAINT & REPAIR.COVID 19	3,086.42	0.00	0.00	0.00	0.00				0.00%
YS.8130.0461	MAINT REP ROAD	7,459.72	5,921.04	10,000.00	10,495.00	9,211.50	10,000.00	10,000.00		0.00%
YS.8130.0462	MNT&RPR PUMP STATION	28,065.34	11,661.80	25,000.00	26,086.00	13,588.90	25,000.00	25,000.00		0.00%
YS.8130.0463	FEES	9,214.00	10,781.00	12,500.00	4,330.00	1,831.00	12,500.00	12,500.00		0.00%
YS.8130.0467	INSURANCE	92,500.00	93,665.06	85,500.00	86,295.50	86,295.50	92,500.00	92,500.00		8.19%
YS.8130.0470	GASOLINE	8,867.50	12,484.74	15,000.00	15,000.00	15,579.67	15,000.00	15,000.00		0.00%
YS.8130.0470.0001	DIESEL FUEL..	1,634.67	4,408.77	5,000.00	10,000.00	2,089.57	5,000.00	5,000.00		0.00%

# TOWN OF YORKTOWN

## Budget Preparation Report

Fiscal Year: 2023 Period From: 1 To: 12

Account	Description	2020	2021	Original	Adjusted	2022	2023	2023	2023	Variance To
		Actual	Actual	2022 Budget	2022 Budget	Actual Per 1-12	TENTATIVE Stage	PRELIMINA Stage	FINAL Stage	PRELIMINA Stage
<b>Dept 8130</b>	<b>SEWAGE TREATMENT</b>									
YS.8130.0479.0001	SPECIAL PROJECTS.DEP	0.00	0.00	0.00	967,176.00	0.00				0.00%
YS.8130.0490	PROF SERVICES	143,931.60	44,080.25	0.00	319,404.15	19,484.40				0.00%
YS.8130.0490.0001	PROF SERVICES.DEP	3,025.00	0.00	0.00	9,500.00	0.00				0.00%
YS.8130.0496	COMPOST EXPENSES	(110.00)	0.00	0.00	0.00	0.00				0.00%
YS.8130.0498	TAX REFUNDS	573.15	0.00	0.00	0.00	0.00				0.00%
YS.8130.0810	MEDICAL INSURANCE	159,948.64	167,002.05	229,500.00	227,985.70	156,743.10	221,150.00	221,150.00		-3.64%
YS.8130.0811	DENTAL INSURANCE	11,914.95	11,113.17	14,500.00	14,500.00	9,071.33	12,150.00	12,150.00		-16.21%
YS.8130.0812	VISION INSURANCE	2,899.80	2,631.30	3,500.00	3,500.00	2,604.45	3,550.00	3,550.00		1.43%
<b>Total Dept 8130</b>	<b>SEWAGE TREATMENT</b>	<b>2,085,882.69</b>	<b>2,086,816.33</b>	<b>2,485,150.00</b>	<b>4,432,956.10</b>	<b>1,905,086.18</b>	<b>2,528,600.00</b>	<b>2,528,600.00</b>	<b>0.00</b>	<b>1.75%</b>
<b>Dept 9000</b>	<b>EMPLOYEE BENEFITS</b>									
YS.9000.0108	MEDICAL LUMP SUM	2,250.00	1,875.00	0.00	0.00	0.00				0.00%
YS.9000.0800	FICA/MEDICARE	56,865.87	58,109.47	70,925.00	70,925.00	53,862.51	72,550.00	72,550.00		2.29%
YS.9000.0801	MTA TAX	2,532.01	2,582.86	3,175.00	3,175.00	2,393.84	3,225.00	3,225.00		1.57%
YS.9000.0810	RETIREE MEDICAL	29,407.62	34,208.16	90,750.00	90,750.00	62,244.76	90,800.00	90,800.00		0.06%
YS.9000.0811	STATE RETIREMENT	127,808.00	136,753.00	171,000.00	171,000.00	0.00	167,350.00	167,350.00		-2.13%
YS.9000.0813	WORKERS COMPENSATION	8,974.79	8,436.99	9,750.00	9,750.00	8,828.83	11,250.00	11,250.00		15.38%
YS.9000.0815	EMPLOYEE ASSIST PRGRM	0.00	196.80	250.00	250.00	250.90	250.00	250.00		0.00%
<b>Total Dept 9000</b>	<b>EMPLOYEE BENEFITS</b>	<b>227,838.29</b>	<b>242,162.28</b>	<b>345,850.00</b>	<b>345,850.00</b>	<b>127,580.84</b>	<b>345,425.00</b>	<b>345,425.00</b>	<b>0.00</b>	<b>-0.12%</b>
<b>Dept 9700</b>	<b>DEBT SERVICES</b>									
YS.9700.0490	PROF SERVICES	21,455.81	20,383.16	19,285.00	19,285.00	19,283.07	18,158.00	18,158.00		-5.84%
<b>Total Dept 9700</b>	<b>DEBT SERVICES</b>	<b>21,455.81</b>	<b>20,383.16</b>	<b>19,285.00</b>	<b>19,285.00</b>	<b>19,283.07</b>	<b>18,158.00</b>	<b>18,158.00</b>	<b>0.00</b>	<b>-5.84%</b>
<b>Dept 9710</b>	<b>SERIAL BONDS</b>									
YS.9710.0610.0004	2004B EFC BOND PRINCIPAL..	43,000.00	44,075.00	45,150.00	45,150.00	45,150.00	45,150.00	45,150.00		0.00%
YS.9710.0610.0007	2007D BOND PRINCIPAL..	380,000.00	385,000.00	395,000.00	395,000.00	460,903.73	405,000.00	405,000.00		2.53%



# TOWN OF YORKTOWN

## Budget Preparation Report

Fiscal Year: 2023 Period From: 1 To: 12

Account	Description			Original	Adjusted	2022	2023	2023	2023	Variance To
		2020	2021	2022	2022	2022	2023	2023	2023	
		Actual	Actual	Budget	Budget	Actual Per 1-12	TENTATIVE Stage	PRELIMINA Stage	FINAL Stage	PRELIMINA Stage
<b>Dept 9710</b>	<b>SERIAL BONDS</b>									
YS.9710.0710.0004	2004B EFC BOND INTEREST..	11,697.47	10,792.63	9,825.00	9,825.00	3,764.04	9,197.00	9,197.00		-6.39%
YS.9710.0710.0007	2007D AMONIA REMOVAL BOND INT..	133,701.83	124,495.66	141,895.00	141,895.00	75,987.68	133,824.00	133,824.00		-5.69%
<b>Total Dept 9710</b>	<b>SERIAL BONDS</b>	<b>568,399.30</b>	<b>564,363.29</b>	<b>591,870.00</b>	<b>591,870.00</b>	<b>585,805.45</b>	<b>593,171.00</b>	<b>593,171.00</b>	<b>0.00</b>	<b>0.22%</b>
<b>Dept 9901</b>	<b>TRANSFERS TO OTHER FUNDS</b>									
YS.9901.0900	TRANSFER TO WORKERS COMP SELF	28,081.72	685.00	0.00	0.00	0.00				0.00%
YS.9901.0902	TRANSFER TO HIGHWAY	8,725.00	8,725.00	13,000.00	13,000.00	13,000.00	13,000.00	13,000.00		0.00%
YS.9901.0903	TRANSFER TO GENERAL FUND	564,500.00	0.00	649,150.00	649,150.00	649,150.00	650,000.00	650,000.00		0.13%
YS.9901.0904	TRANSFER TO GF	0.00	569,205.00	0.00	0.00	0.00				0.00%
<b>Total Dept 9901</b>	<b>TRANSFERS TO OTHER FUNDS</b>	<b>601,306.72</b>	<b>578,615.00</b>	<b>662,150.00</b>	<b>662,150.00</b>	<b>662,150.00</b>	<b>663,000.00</b>	<b>663,000.00</b>	<b>0.00</b>	<b>0.13%</b>
<b>Dept 9950</b>	<b>TRNSFR TO CAPITAL PROJECTS FND</b>									
YS.9950.0900	TRANSFER TO CAPITAL PROJECTS	10,200.50	227,752.36	0.00	0.00	0.00				0.00%
<b>Total Dept 9950</b>	<b>TRNSFR TO CAPITAL PROJECTS FND</b>	<b>10,200.50</b>	<b>227,752.36</b>	<b>0.00</b>	<b>0.00</b>	<b>0.00</b>	<b>0.00</b>	<b>0.00</b>	<b>0.00</b>	<b>0.00%</b>
<b>Grand Total</b>		<b>3,515,083.31</b>	<b>3,720,092.42</b>	<b>4,104,305.00</b>	<b>6,052,111.10</b>	<b>3,299,905.54</b>	<b>4,148,354.00</b>	<b>4,148,354.00</b>	<b>0.00</b>	<b>1.07%</b>

NOTE: One or more accounts may not be printed due to Account Table restrictions.

**TOWN OF YORKTOWN  
SCHEDULE OF BOND ANTICIPATION NOTE INDEBTEDNESS  
DECEMBER 31, 2023**

Description	2021-2022 BAN Amount	2022 Payment	2022 Interest	2022-2023 BAN Amount	2023 Payment	2023 Interest	2023-2024 BAN Amount
<b>BAN I</b>							
<b>Sewer Districts</b>							
Overlook Sewer	593,000	65,000	29,650	528,000	65,000	26,400	463,000
Suncrest Sewer	369,500	31,500	18,475	338,000	31,500	16,900	306,500
Gomer Sewer	234,750	30,750	11,738	204,000	30,750	10,200	173,250
<b>Total Bond Anticipation Note I</b>	<b>1,197,250</b>	<b>127,250</b>	<b>59,863</b>	<b>1,070,000</b>	<b>127,250</b>	<b>53,500</b>	<b>942,750</b>
<b>BAN II</b>							
<b>General Fund</b>							
Heavy Equip & Machinery							
Improve/Construct Roads	475,000	475,000	7,850	0			
Improve Various Town Bldgs							
Improve Sparkle Lake Dam	85,000	85,000	1,425	0			
Various Items							
	560,000	560,000	9,275	0			
<b>Water</b>							
NWJWW Tank Replacement	225,000	225,000	3,750	0			
<b>Total Bond Anticipation Note II</b>	<b>785,000</b>	<b>785,000</b>	<b>13,025</b>	<b>0</b>			
<b>BAN III</b>							
Water Meter Replacement				1,825,000	182,500	54,750	1,642,500
<b>Grand Total Bond Anticipation Notes</b>	<b>1,982,250</b>	<b>912,250</b>	<b>72,888</b>	<b>2,895,000</b>	<b>309,750</b>	<b>108,250</b>	<b>2,585,250</b>

**TOWN OF YORKTOWN  
BOND DEBT SCHEDULE  
2023 - 2027**

<b>Issue</b>			<b>2023 Prin</b>	<b>2023 Int</b>	<b>2024 Prin</b>	<b>2024 Int</b>	<b>2025 Prin</b>	<b>2025 Int</b>	<b>2026 Prin</b>	<b>2026 Int</b>	<b>2027 Prin</b>	<b>2027 Int</b>
2002A/2012B	Mohegan West / Bonnie & Jill	GC.9710.0610.0002 / GE.9710.0610.0002	15,000	1,912	15,000	1,568	15,000	1,223	15,000	879	15,000	565
1996C/2003C/2012B	Mohegan East / Mohegan West	GB9710.0610.0003 / GC9710.0610.0003	270,000	35,473	285,000	28,388	300,000	19,079	165,000	8,785	175,000	13,569
2014B (was 2004B)	Mohegan East / Oaksid / Infiltration	GB.9710.0610.0004 / GF9710.0610.0004 / YS.9710.0610.0004	210,000	42,776	220,000	36,022	230,000	31,021	235,000	26,341	240,000	20,988
2007D/2015D	Amonia Removal	YS.9710.0610.0007	405,000	133,824	415,000	125,032	420,000	116,177	430,000	109,860	440,000	108,444
<b>Totals</b>			<b>900,000</b>	<b>213,985</b>	<b>935,000</b>	<b>191,009</b>	<b>965,000</b>	<b>167,500</b>	<b>845,000</b>	<b>145,865</b>	<b>870,000</b>	<b>143,566</b>

The Town's debt payments are budgeted in each fund's operating budget under section 9710.

**TOWN OF YORKTOWN  
SCHEDULE OF SERIAL BOND INDEBTEDNESS  
DECEMBER 31, 2023**

**2023 PRINCIPAL & INTEREST PAYMENTS**

Description	Sale Date	Amount Borrowed	Interest Rate	Year of Maturity	Principal Outstanding 12/31/2022	2023 Principal Payments	2023 Interest Payments	Principal Outstanding 12/31/2023
<b>Sewer Districts:</b>								
Mohegan East/West Sewers	1996/2003C/2012B	3,022,800	2.59-6.23	2025	400,000	125,000	5,478	275,000
Hunterbrook Sewers	2000/2003C/2012B	3,689,195	2.59-6.30	2030	1,360,000	145,000	29,995	1,215,000
Mohegan West Sewers	2002A/2012B	435,800	1.36-5.08	2031	135,000	15,000	1,912	120,000
Inflow/Infiltration	2004/2014B	1,279,397	1.02-4.6	2033	577,025	45,150	9,197	531,875
Mohegan East	2004/2014B	3,205,669	1.08-4.625	2033	1,521,230	112,980	23,013	1,408,250
Oakside	2004/2014B	1,475,704	1.02-4.625	2033	661,745	51,870	10,566	609,875
Treatment Plant Ammonia Removal	2007	11,995,329	3.72-4.789	2037	7,125,000	405,000	133,824	6,720,000
<b>Sewer Districts Totals</b>		<b>25,598,894</b>			<b>11,780,000</b>	<b>900,000</b>	<b>213,985</b>	<b>10,880,000</b>
<b>Total Serial Bonds</b>		<b>\$ 34,499,007</b>			<b>\$ 11,780,000</b>	<b>\$ 900,000</b>	<b>\$ 213,985</b>	<b>\$ 10,880,000</b>

# MASTER FEE SCHEDULE

REFERENCE <sup>1</sup>	2022 FEES	TOWN CODE
<b>GENERAL</b>		
Copies		
Copies 8 1/2" x 11" (standard) or Legal size	\$ .25 per page	
1 1" x 17" Ledger size	\$ .50 per page	
Larger	\$1.00 per sq. ft.	
<b>ASSESSOR</b>		
Tax Maps - Small	\$ 5.00	
Tax Maps - Large	\$10.00	
<b>BUILDING DEPARTMENT</b>		
Building Permit Fee - Unless otherwise stated, fees shall be charged per sq ft of construction area. [In the event that an applicant for a building permit has caused the construction work, or any part thereof, to be started prior to the issuance of the building permit required, the applicant will be charged a fee for such a permit of no less than two times the original fee. See Town Code §15-16(E).]		15-4 K/15-16
<b>Application Fees (Non-Refundable):</b>		15-16(A)(1)(a)(1)
Residential addition, alteration or accessory structure, up to \$2,000 total value of work	\$ 75.00	15-16(A)(1)(a)(2)
Residential addition, alteration or accessory structure, over \$2,000 total value of work	\$ 125.00	
New single-family dwelling or multi-family/unit	\$ 325.00	
Non-residential addition or alteration	\$ 175.00	
New non-residential structure	\$ 375.00	
<b>Building Permit - Residential (1 and 2 family) New Construction and Renovation</b>		
Total valuation of work is reasonable value of work determined by the Building Inspector		
Residential Cost Data or other sources will be used as a guide in determining the reasonable value of the work		
First \$2,000 evaluation of work	\$175.00	
For each additional \$1,000 up to \$15,000	\$13.50	
For each additional \$1,000 up to \$50,000	\$10.00	
For each additional \$1,000 thereafter	\$9.00	
If issued after construction has started or is completed, computed as above and doubled		
<b>Building Permit - Commercial (multi-family, commercial, mix use, etc) New Construction and Renovation</b>		
Total valuation of work is reasonable value of work determined by the Building Inspector		
RS Means Cost Data or other sources will be used as a guide in determining the reasonable value of work		
First \$2,000 valuation of work	\$200.00	
For each additional \$1,000 up to \$15,000	\$15.00	
For each additional \$1,000 up to \$50,000	\$12.00	
<b>Roof Permit</b>		
Includes Building Permit and Certificate of Occupancy	\$300.00	

<b>Shed (Residential or Prefabricated)</b>				
Includes Building Permit and Certificate of Occupancy			\$150.00	
New or Existing Residential Revisions Single Family Residential, Two-Family & Multi-Family		\$75 plus cost of evaluation of construction		
			\$ 75.00	
New or Existing Commercial Revisions Business, Commercial, Retail, Institutional		\$150 plus cost of evaluation of construction		
			\$ 150.00	
New Construction Business, Commercial, Retail, Institutional		\$1.00/sq ft Based on cost evaluations		
			\$ 150.00	
Reinspection Fee after 2nd fail or not ready			\$ 75.00	
<b>Pools:</b>				
	Above Ground Pool		\$ 200.00	
	In Ground Pools		\$ 800.00	
Accessory Apartment:				
	Application		\$ 187.00	300-38(C)(1)(d)
	Renewal Application		\$ 187.00	300-38(C)(1)(d)
Accessory Structure:				
	Accessory structure - up to 150 sf		\$ 225.00	
	Accessory Structure - 150 sf or larger	Sq Ft -	\$ 1.75	
Special Use Permit:				
	Initial Application		\$ 625.00	300-247(A):300-59E(3)
	Renewal Application		\$ 312.00	300-247(A)
Certificate of Occupancy				300-196(D)
	Current Existing Permit / Less than 3 Years Old		20.00	
	Permit Issued after January 1, 2005			
	Expired more than 3 years from Date of Issue		\$125.00	
	Permit Issued between January 1972 and December 31, 2004		\$250.00	
	Permit Issued between the inception of Zoning Laws and December 31, 1971		\$300.00	
	Temporary Certificate of Occupancy		\$100.00	
	Extension of Temporary Certificate of Occupancy		\$75.00	
Non-Conforming Certificate of Occupancy Letter			300.00	300-196 (E)(1)
Flood Development Permit			\$ 100.00	175-11(B)
<b>Building Permit Renewal Fee</b> – If a permit or renewal has expired, the cumulative amount of all expired years must be paid.				
12 month renewal (permits can be renewed a maximum of 2 times)		\$ 250.00 or 50% of the original fee, whichever is less		15-16(1)(a)
The building permit fee otherwise payable for the total valuation of the work shall be reduced by 50% of that portion of the fee attributable to the valve of solar improvement		See Chart for Solar		15-16F
<b>Demolition Fees</b>				
Application for Demolition Permit is submitted				15-16A
Residential addition (partial removal of building)		\$ 50.00		15-16A
Single-family dwelling or multi-family dwelling (entire structure)		\$ 100.00		15-16A
Non-residential addition (partial removal of building)		\$ 150.00		15-16A
Non-residential structure (entire structure)		\$ 300.00		15-16A
Blasting Permit		\$ 300.00		124-3
Blasting Permit Escrow		as required		
<b>Mechanical Permit Fee</b> - based upon the total estimated cost of work, payable upon issuance of the permit.				
Estimated Cost:				
	Up to \$1,000		\$ 50.00	15-16
Each additional \$1,000 or fraction thereof, up to and including \$50,000			\$ 25.00	15-16
Each additional \$1,000 or fraction thereof, up to and including \$500,000			\$ 10.00	15-16

<b>Plumbing Permit Fee</b>			\$130.00 First 3 fixtures \$20.00 for each addtl fixture	15-16
Oil Tank:				
	Installation	\$	100.00	
	Removal	\$	100.00	
<b>Gas Testing</b>		\$	100.00	
<b>Electrical Permits</b>				
Non-Residential		\$250.00	155-4(A)(4)	
New Building		Alt/Add	\$175.00	
Residential:				
	New Home	\$	125.00	
	All Other	\$	75.00	
Generators:				
	Estimated Cost same as Mechanical Permit	\$	50.00	
<b>Alarm Applications</b>				
Commercial:				105-8A, B
	Initial	\$	145.00	
	Renewal	\$	120.00	
Residential:				105-8A, B
	Initial	\$	75.00	
	Renewal	\$	30.00	
False Alarm - Commercial				105-10A
	1st	\$	0	
	2nd	\$	15.00	
	3rd	\$	40.00	
	4th	\$	75.00	
	5th	\$	150.00	
	Each Additional	\$	300.00	
False Alarm - Residential				105-10A
	1st	\$	0	
	2nd	\$	0	
	3rd	\$	15.00	
	4th	\$	30.00	
	5th	\$	45.00	
	Each Additional	\$	45.00	
<b>Sign Permits</b>				
Commercial Sign Permit		\$75.00 flat fee or \$5.00 over sq ft (whichever is greater)	300-193.3	
<b>Miscellaneous Fees</b>				
Storage of a Commercial Vehicle		\$	30.00	300-62 (I)
On property in a residential zoning district				
Outdoor Storage of Unregistered Vehicle		\$	30.00	277-3(C)
Coops and attached runs for fowl				300-247(A), 300-81.3(C)
	Initial	\$	75.00	
	Renewal	\$	35.00	
Tents, Canopies and Membrane Structures				
	Erected for under 30 days	\$	150.00	Section 2403 NYS Fire Code
	Erected for over 30 days but not more than 180 days	\$	250.00	Section 2403 NYS Fire Code
Outdoor Seating/Dining/Café (up to 12 seats)		per seat \$	5.00	300-80(12)
Seasonal/Exterior Sales for 90 days		\$	200.00	219-13(F)
Collection Bins		\$300.00 application fee deducted from permit fee	138-5	
Property Study Fee		\$	250.00	159-7
Appeals to the Zoning Board of Appeals		\$	210.00	300-247(A)
<b>Permits with No Fees</b>				15-10
Operating Permits		\$	50.00	
Fireworks		\$	50.00	

**ENGINEERING DEPARTMENT****Wetland Permits**

Wetland/Watercourse/Buffer Area (Town Engineer Action)	800.00	178-10(A)
Renewal of Wetlands/Watercourse Buffer Area Permit (1 year)	150.00	178-10(B)

**Stormwater Pollution Prevention Plan Permits**

MS4 Stormwater Management Permit (Town Engineer Action)	300.00	248-11
Renewal of a MS4 Stormwater Management Permit (1 year)	150.00	248-11

**Tree Permits**

Tree Removal	0.00	270
--------------	------	-----

**Sewer Permits**

Sewer Connection Permit	350.00	
-------------------------	--------	--

**Sewer Rates**

Hallocks Mill Sewage Treatment Operating District	\$1.20 per 1000 gals.	240-8(D)(1)
Chaler Lateral Sewer Operating District	\$1.50 per 1000 gals.	240-8(G)
Shrub Oak Lateral Sewer Operating District	\$1.50 per 1000 gals.	240-8(H)

**Other Permits**

Conservation Area Permit	\$525.00	140-10(C)
Watershed & Water Supply Facilities	\$500.00 + \$1/sq ft. of exterior footprint of structure	300-67(C)

**Inspection & Monitoring Fees**

Street Improvements and utilities	8% of cost of improvements, excluding building	195-37(D), 195-38D
-----------------------------------	--	--------------------

**HIGHWAY DEPARTMENT**

Curb Cut/Driveway Permit	\$ 500.00	195-39(A)
Application/Inspection Fee	\$ 250.00	195-41

**Street Opening Permits**

Application/Inspection Fee	\$ 400.00	195-41
Half Way Across Roadway (min)	\$2,000.00	195-41
Full Way Across Roadway	\$4,000.00	195-41
Over 50ft in length \$30.00 per foot	1st 50 ft -\$4,000.00 / Add'l footage \$50.00 per ft.	195-41
Ex. 100 ft Long Trench		

**General Right of Way Permit**

	Permit Fee	\$1,000.00
	Inspection	\$400.00

**Organic Waste Facility**

Commercial Vehicle (Residents with private landscapers)	One day pass must be purchased by resident - Fee determined by size of truck (between \$42.00 - \$140.00)	
---	---	--

Town Drainage - Tie In:

	Deposit	\$ 1,000.00
	Fee	\$ 300.00

**LEGAL REVIEW - LAND USE MATTERS****Fees are calculated on a per document basis.**

Legal Review of Resolutions for all Land Use Decisions	\$1,000.00	168-1
Legal Review of Site Plan applications and related documents	\$1,000.00	168-1
Legal Review of Subdivision applications and related documents	\$1,000.00	168-1
Legal Review of Declarations and Easements and related documents	\$750.00	168-1
Legal Review of Special Use Permits and related documents	\$1,250.00	168-1
Legal Review of deed transferring title to Town and related documents and closing on transfer	\$1,500.00	168-1
Legal Review of all area variance applications	\$250.00	168-1
Legal Review of all use variance applications	\$1,000.00	168-1
Legal Review of all storm water agreements	\$1,000.00	168-1





Parkland/Recreation in the R-3 Zone		\$4,000.00/unit in lieu of land or recreation improvement	300-21(C)(3)(a)(2)(g)
General Development Fee		\$720.00/unit	195-51(A)
<b>Site Plan – Non-residential</b>			
Pre-Preliminary Application		\$100.00	168-1
Commercial & Industrial		\$3,937.00 + \$393.00/acre	300-247
Parking plan		\$2,175.00 + \$281.00/acre	300-247
Professional Review Fee		\$1,750.00	168-1
ABACA Review		\$250.00 + \$200.00/1,000sq ft or less, up to 10,000 sq ft + \$75.00/add'l 1,000 sq ft	300-12(D)
General Development Fee		\$0.14/sq ft	195-51(B)
<b>Site Plan Reapprovals</b>			
Reapproval of parking plan or site plan w/o significant alterations for which a building permit was not obtained.		1/4 current application fee	300-247(D)
Amended parking plan or previously approved and constructed site plan proposed action does not require a building permit.		1/2 current application fee	300-247(D)
Amended parking plan or site plan for structural changes to previously approved and constructed site plan; proposed action does require a building permit.		100% of current application fee	300-247(D)
<b>Environmental Permit Applications</b>			
Wetland/Watercourse/Buffer Area		\$1,800.00	178-10(B)
MS4 Stormwater Management Permit		\$1,500.00	248-11
Tree Permit		\$0.00	270
<b>Special Use Permits</b>			
Special Use Permit Initial		\$625.00	Article VII Section 300-69C(9)
Special Use Permit Renewal		\$312.00	
<b>REFUSE &amp; RECYCLING</b>			
“Extra” Bulk Trash Collection		60.00	
Car Tires without rim (Note: car tires are not picked up curbside with Bulk Trash collections. During pre-scheduled “Disposal Days” residents can bring care tires to the Refuse & Recycling Department where a \$5.00/tire disposal fee must be paid).			
30-gallon Biodegradable Leaf Bags		\$.40 each (\$20.00 bundle of 50 bags)	
18-gallon Recycling Bin		\$ 8.00	
14-gallon Recycling Bin		\$ 6.00	
“Removal-Sticker” for appliances containing Freon (Note: Freon appliances will only be picked-up & disposed of by the Refuse & Recycling Department when a paid “Removal Sticker” is on the appliance).		\$ 20.00 for each Refrigerator or Freezer	
<b>Garbage Fee</b>			
Family Unit		Based on formula of the total tax levy divided by the number of units in refuse district	245-20A
Condo		Based on formula of the total tax levy divided by the number of units in refuse district	245-20A
<b>TOWN CLERK</b>			
<b>Dogs</b>			115-33
Spayed/Neutered		\$ 12.50	
Unspayed/Unneutered		\$ 19.50	
Replacement License Tag		\$ 3.00	
1st Dog Redemption		\$ 25.00	

2nd Dog Redemption		\$ 50.00	
\$1.00 for altered dogs NYS AGM Law §110 (3)			
\$3.00 for non-altered dogs NYS AGM Law §110 (3)			
<b>Peddler Licenses</b>			
Yearly Peddler		\$ 500.00	219-7
Foot Peddler		\$ 150.00	
Seasonal Peddler		\$ 120.00	
<b>Town Permits/Licenses</b>			
Gasoline Special Use Permit		\$1,500.00	300-247
Special Use Permit		\$ 625.00	Article VII
Special Use Permit Renewal		\$ 312.00	
Filming Administration Permit		\$ 250.00	171-6
Filming Formal Permit		\$ 500.00	171-6
Garbage License		\$2,000.00	245-7
Garbage License Renewal		\$1,000.00	245-7
<b>Environmental Permit Applications</b>			
Wetland/Watercourse/Buffer Area		\$1,800.00	178-10(B)
MS4 Stormwater Management Permit		\$1,500.00	248-11
Tree Permit			270
<b>Rezoning Applications</b>			
Application Fee		\$100.00 per acre not less than \$500.00 or greater than \$3,500.00	168-1
Professional Review Fee		\$1,750.00	168-1
<b>Event Fee</b>			
	An event fee of 50% of Town workforce expenses or \$1,000 per day charge at the discretion of the Chief of Police, for events that require a street closure permit or a Police presence or at the recommendation of the Chief of Police. Excluded are: Memorial Day Parade, Veteran's Day Parade, Yorktown Fireman's Parade, Yorktown Grange Tractor Parade & Carnival, Halloween Parade, Summer Concert Series, Holiday Lights Parade, New Year's Eve Ball Drop and Yorktown Street Fair		
<b>YCCC</b>			
<b>Room Rentals (hourly rates)</b>			
Room 26 (645 sq ft)	Non-profit	\$ 23.00	
	For-profit	\$ 39.00	
Room 209 (600 sq ft)	Non-profit	\$ 23.00	
	For-profit	\$ 39.00	
Room 16 (1,264 sq ft)	Non-profit	\$ 39.00	
	For-profit	\$ 67.00	
Room 104 (640 sq ft)	Non-profit	\$ 23.00	
	For-profit	\$ 39.00	
Nutrition Center (2,160 sq ft)	Non-profit	\$ 39.00	
	For-profit	\$ 67.00	
Gym (4,000 sq ft)	Non-profit	\$ 39.00	
	For-profit	\$ 67.00	
<b>WATER DEPARTMENT</b>			

<b>Emergency maintenance for privately-owned complexes:</b>		\$350 per request	280-10E
Meter pit component prices:			
	3/4" yoke	\$204.10	280-15D(7)-(8)
	1" yoke	\$351.52	280-15D(7)-(8)
	4" high plastic pit	\$132.10	280-15D(7)-(8)
	Rim, collar & lid	\$230.10	280-15D(7)-(8)
Meter testing (up to and including 1" meters):		\$300 per request	280-17B
Customer request to discontinue service:		\$275 if determined that the water meter is in need of replacement	280-19E(1)
Temporary water usage permit:		\$100 installation/removal of apparatus	280-21C(1)
		\$250 deposit to cover estimated water usage	280-21C(2)
		\$250 deposit for loaned apparatus	280-21C(3)
Water main extension w/o existing water district		\$10,000 per dwelling unit to be serviced	280-30B(1)
Service Line Connections (residential & commercial)		See below table	280-31A(1)
	<b>Size</b>	<b>In-District</b>	<b>Out-of-District</b>
	3/4"	\$750	\$10,000
	1"	\$750	\$10,000
	1 1/4"	\$2,100	\$10,000
	1 1/2"	\$2,400	\$10,000
	2"	\$2,700	\$10,000
	4"	\$3,000	\$10,000
	6"	\$3,300	\$10,000
	8"	\$3,600	\$10,000
Meters:			
5/8"x3/4", 1" and Smartpoint radio for meters (all sizes)	As per current Town Bid		280-31C(1)
Turn on / turn off / restoring water service:		\$50	280-31G(1)-(3)
Beginning/restoring water service:		\$25	280-31G(1)-(3)
Final reading:		\$45	280-31H
Cross Connection:		\$110 per device to review plans	280-31K(1)(a)
		\$94 per assembly -test device up to 2"	280-31K(1)(b)
		\$155 per assembly - test device over 2" to 6"	280-31K(1)(c)
		\$205 per assembly - test over 6"	280-31K(1)(d)

# CAPITAL PLAN

The mission of a capital plan is to maintain and improve a local government's capital assets over time. It is a blueprint that defines major projects that the Town hopes to undertake and complete over the next five years in addition to the purchase of vehicles and equipment that have greater than a five-year life span. The Planning process includes "must do" projects such as road and bridge repairs as well as the "it would be nice to have" projects such as a new park and / or recreational facilities

This process is based on:

Departmental priorities – Department Heads have the greatest familiarity with their particular capital projects and needs. Asset condition data and the subject matter expertise of the department head need to be taken into consideration.

Departments create project lists that reflect the urgency of needs from an operational perspective.

Fiscal Priorities – This focus is on factors such as the impact projects will have on affordability measures, debt service costs, capital reserve funds, cash flow and operating costs once the project is completed. Funding sources need to be verified and the timing of project costs must be examined.

Executive priorities – The Town Board needs to effectively prioritize all projects and purchases over time so that capital costs fit within fiscal and budgetary constraints

The process prioritizes and ranks projects in order of importance so the Town Board can evaluate requests. The nature and importance of individual projects dictate which must be accomplished in year one and which can be deferred to future years. By creating a multiyear plan, future capital needs can be identified and appropriate resources earmarked for use when needed.

The capital program is updated and modified annually and a new budget developed and approved for the upcoming fiscal year. The Town is responsible for maintaining and improving a substantial portion of our public infrastructure. Creating an effective multiyear capital planning process will help meet this significant financial responsibility without overburdening taxpayers or disrupting vital services.



2023 Capital Plan				Funding Source							
Project	Priority	Stage	Anticipated Start	Total Cost	Gen'l Budget	BAN / Bond	Other Unspecified	Source	Grant Reimb	Source	
<b>BUILDINGS &amp; GROUNDS</b>											
<b>Town Hall</b>											
Replacement of Floors		Complete	2022	17,850	17,850						
Relocation of Oil Tank		Complete	2022	9,725	9,725						
Replacement of Boiler		In Progress	2022	22,000	22,000						
Heat Pump Installation		In Progress	2022	50,000	50,000			General Fund Balance			
Upgrade of AV Room		In Progress	2022	75,000	75,000		100,000	Capital Contingency			
Front Entrance Renovation (and spill remediation)		In Progress	2022	278,000	278,000						
<b>Total Town Hall Projects Completed</b>				<b>452,575</b>	<b>452,575</b>	<b>0</b>	<b>100,000</b>		<b>0</b>		
Replace Handrails	1	Design	2023	20,000			20,000	Capital Contingency			
Upgrade Dais in the Town Board Room	2	Idea	2023								
Repave/Top Coat Commuter Parking Lot (Explore solar)	3	Idea	2023					MS4 Drainage Project		Potential solar carport/no cost to Town.	
Replace Town Hall slate roof shingles	4	Idea	2024	62,000			62,000	Capital Contingency			
Install a Fire & Safety Detection System including cameras and Fobs for employee building access	5	Idea	2024	31,000			31,000	Capital Contingency			
Replace Phone System Townwide	6	Idea	2025	100,000			100,000	Capital Contingency			
<b>Total Town Hall Projects Proposed</b>				<b>213,000</b>	<b>0</b>	<b>0</b>	<b>213,000</b>		<b>0</b>		
<b>AACCCC</b>											
Nutrition Center Floor		Complete	2022	18,900							
Boiler Replacement		In Progress	2022	170,000							
Roof Work		In Progress	2022	1,054,949			1,054,949	Fund Balance			
<b>Total AACCCC Projects Completed</b>				<b>1,243,849</b>	<b>0</b>	<b>0</b>			<b>1,054,949</b>		
Relocation of Town Departments (demo, paint, floors, plumbing, construction, moving company, electric upgrade, telephones, IT)	1	In Progress	2022	25,000							
Replace Theater Seats (remove seats, clean floor, installation of handicap seating, replace seats)	2	In Progress	2023	161,180	61,180		100,000		100,000	State Municipal Grant	
Installation of Security Doors	3	Planned	2023	12,826							
Replace Theater Air Conditioning	4	Planned	2023	227,000							
Installation of Security Cameras	5	Planned	2023	50,000			50,000			ARPA Funds	
<b>Total AACCCC Projects Proposed</b>				<b>476,006</b>	<b>61,180</b>	<b>0</b>	<b>150,000</b>		<b>100,000</b>		
<b>CENTRAL GARAGE</b>											
Replace Roof on Refuse on Recycling Office	1	Idea	2023	5,000	5,000						
Replace Cement Aprons	2	Idea	2024	10,000	10,000						
<b>Total Central Garage Projects Proposed</b>				<b>15,000</b>	<b>15,000</b>	<b>0</b>	<b>0</b>		<b>0</b>		
<b>ENGINEERING</b>											
Old Crompond Road Culvert Repair/Replacement Engineering Design	1	Planned	2023	75,000			75,000	Fund Balance		Possible Grant (BridgeNY)	
Ridge Street Retaining Wall Stabilization/Culvert Rehabilitation Engineering Design	2	Planned	2023	75,000			75,000	Fund Balance		Possible Grant (BridgeNY)	
Broad Street Culvert Engineering Design	3	Planned	2023	75,000			75,000				
Broad Street Culvert Construction Project	4	Planned	2023	250,000		250,000					
Strang Blvd Gabion Wall Rehabilitation Engineering Design & Construction Project	5	Planned	2023	350,000		350,000				Possible Grant (BridgeNY)	
Old Crompond Road Culvert Repair/Replacement Construction Project	6	Planned	2024	1,500,000		1,500,000				Possible Grant (BridgeNY)	
Ridge Street Retaining Wall Stabilization/Culvert Rehabilitation Construction Project	7	Planned	2024	350,000		350,000				Possible Grant (BridgeNY)	
Highbrook Street Culvert Rehabilitation/Re-Lining Engineering Design	8	Idea	2024	145,000			145,000	Fund Balance		Possible Grant (BridgeNY)	
Highbrook Street Culvert Rehabilitation/Re-Lining Construction Project	9	Idea	2025	600,000			600,000	Fund Balance		Possible Grant (BridgeNY)	
Old Kitchawan Road Culvert Repair/Replacement Engineering Design	10	Idea	2026	140,000			140,000	Fund Balance		Possible Grant (BridgeNY)	
Brookside Avenue Culvert Replacement Engineering Design & Construction Project	11	Idea	2026	750,000			750,000	Fund Balance		Possible Grant (BridgeNY)	
Old Kitchawan Road Culvert Repair/Replacement Construction Project	12	Idea	2027	640,000			640,000	Fund Balance		Possible Grant (BridgeNY)	
Arcady Road Repair Engineering Design & Construction Project	13	Idea	2027	3,000,000		3,000,000					
<b>Total Engineering Projects Proposed</b>				<b>7,950,000</b>	<b>0</b>	<b>5,450,000</b>	<b>2,500,000</b>		<b>0</b>		
<b>SEWER</b>											
Peeckskill Sewer Collection System - Engineering Study for SSES	1	In Progress	2023	0				Engineering Department			
WWTP Microfilter Replacements - Construction Project	2	Planned	2023	967,176					967,176	NYCDEP	
HMSD Collection System - I&I Flow Study	3	Idea	2022	150,000			150,000	Hallocks Mill Sewer Fund Balance			
Pump Station Rehabilitation: Study/Design - Hunterbrook Sewer District	4	Idea	2023	40,000			40,000	Hunterbrook Sewer District			
Pump Station Rehabilitation Pump and Contrl Upgrades	5	Planned	2023	200,000			200,000	Hunterbrook Sewer District			
District-Wide Sewer Rate Study	6	Idea	2023	30,000			30,000	All Sewer Districts			

HMSD Extension Project - Phase 1	7	Planned	2023	14,300,000		3,200,000			11,100,000	EOH Fund and Jones Grant
Pump Station Rehab: Construction - 4 pump stations - Engineering Design	8	Planned	2023	250,000			250,000	Hallocks Mill Sewer Fund Balance		
Pump Station Rehab: Construction - 4 pump stations - Construction Project	9	Planned	2023	7,200,000		7,200,000			5,760,000	NYSDEC WQIP Grant
WWTP & Pump Station - SCADA & Instrumentation Upgrade - Design & Construction	10	Idea	2023	25,000			25,000	Hallocks Mill Sewer Fund Balance		
Yorktown Heights WPCF Facility Study & Needs Assessment	11	Idea	2023	250,000				Hallocks Mill Sewer Fund Balance		
Farmwalk Pump Station Upgrade - Design & Construction	12	Idea	2023	200,000				TBD		
Peekskill Sewer Collection System Rehabilitation - Construction Project	13	Planned	2024	500,000				Peekskill Lateral Sewer Operating District		Possible Grant
Yorktown Heights WPCF Headworks & Sludge Upgrades	14	Idea	2026	TBD						Possible Grant
Yorktown Heights WPCF Facility Upgrade	15	Idea	2026	TBD				Hallocks Mill Sewer Fund Balance		Possible Grant
<b>Total Sewer Projects Proposed</b>				<b>24,112,176</b>	<b>0</b>	<b>10,400,000</b>	<b>695,000</b>		<b>17,827,176</b>	
<b>HIGHWAY</b>										
<b>Building Improvements</b>										
Building renovation, addition, and ventilation		In Progress	2022	725,000			725,000	Highway Fund Balance	725,000	SAM Grants
<b>Total Building Improvements Completed</b>				<b>725,000</b>	<b>0</b>	<b>0</b>	<b>725,000</b>		<b>725,000</b>	
<b>Equipment</b>										
Three 2021 Ford F550 Trucks		Complete	2022	264,031	264,031			Highway		
One 2022 F-350XL Crew Cab		Complete	2022	38,000	38,000			Highway		
Tree Truck		Ordered	2022	230,365	230,365			Highway		
Avant Loader		Ordered	2022	110,000	110,000			Highway		
2024 Freightliner 114SD Cab/Chassis, Stainless Bodies & Plows (2)		Ordered	2022	472,465	472,465			Highway		
<b>Total Highway Equipment Purchases Completed</b>				<b>1,114,861</b>	<b>1,114,861</b>	<b>0</b>	<b>0</b>			<b>0</b>
Purchase GPS for all Trucks		Complete		75,000	75,000			Highway		
<b>Total Paving Completed</b>				<b>75,000</b>	<b>75,000</b>	<b>0</b>	<b>0</b>			<b>0</b>
Vactor Truck	1	Planned	2023	500,000					500,000	ARPA Funds
Purchase Radios for all Trucks	2	Planned	2023					Highway		
Purchase Plow Truck	3	Idea	2023	236,000	236,000			Highway		
Purchase F550 Truck	4	Idea	2023	92,000	92,000			Highway		
Purchase Plow Truck	5	Idea	2023	246,000	246,000			Highway		
Purchase F550 Truck	6	Idea	2024	96,000	96,000			Highway		
Purchase Plow Truck	7	Idea	2024	256,000	256,000			Highway		
Purchase F550 Truck	8	Idea	2025	100,000	100,000			Highway		
Purchase Plow Truck	9	Idea	2025	266,000	266,000			Highway		
Purchase F550 Truck	10	Idea	2026	104,000	104,000			Highway		
Purchase Plow Truck	11	Idea	2026	276,000	276,000			Highway		
Purchase F550 Truck	12	Idea	2027	108,000	108,000			Highway		
Purchase Plow Truck	13	Idea	2027	286,000	286,000			Highway		
<b>Total Trucks/Equipment Proposed</b>				<b>2,566,000</b>	<b>2,066,000</b>	<b>0</b>	<b>0</b>			<b>500,000</b>
<b>Paving</b>										
10 Paving Miles Completed		Complete	2022	1,800,000	1,325,000			General Fund Balance	475,000	CHIPS
<b>Total Paving Completed</b>				<b>1,800,000</b>	<b>1,325,000</b>				<b>475,000</b>	
Paving Approx. 7 miles of Road	1	Planned	2023	1,260,000	1,260,000				400,000	CHIPS
Paving Approx. 7 miles of Road	2	Planned	2024	1,500,000	1,500,000				460,000	CHIPS
Paving Approx. 7 miles of Road	3	Planned	2025	1,500,000	1,500,000				460,000	CHIPS
Paving Approx. 7 miles of Road	4	Planned	2026	1,500,000	1,500,000				460,000	CHIPS
Paving Approx. 7 miles of Road	5	Planned	2027	1,500,000	1,500,000				460,000	CHIPS
<b>Total Paving Proposed</b>				<b>7,260,000</b>	<b>7,260,000</b>	<b>0</b>	<b>0</b>			
<b>Drainage Projects</b>										
Drainage Projects Completed		Complete	2022	160,000			160,000	General Fund Balance		
<b>Total Drainage Projects Completed</b>		<b>Complete</b>	<b>2022</b>	<b>160,000</b>	<b>0</b>	<b>0</b>	<b>160,000</b>		<b>0</b>	
Drainage Projects	1	Idea	2023	400,000			150,000	General Fund Balance	250,000	ARPA Funds
Drainage Projects	2	Idea	2024	200,000	200,000					
Drainage Projects	3	Idea	2025	200,000	200,000					
Drainage Projects	4	Idea	2026	200,000	200,000					
Drainage Projects	5	Idea	2027	200,000	200,000					
<b>Total Drainage/Improvement Projects Proposed</b>				<b>1,200,000</b>	<b>800,000</b>	<b>0</b>	<b>150,000</b>		<b>250,000</b>	
<b>East Main Street Traffic Improvement Plan</b>										
Phase 1 - Install Traffic Light at Stony Street	1	Design	2023	225,000					225,000	ARPA Funds
Phase 2	2	Design	2024	TBD						
Phase 3	3	Design	2025	TBD						
Phase 4	4	Design	2026	TBD						
Phase 5	5	Design	2027	TBD						
<b>Total East Main Street Improvement Plan</b>				<b>225,000</b>	<b>0</b>	<b>0</b>	<b>0</b>		<b>225,000</b>	
<b>LIBRARY</b>										
Metal Fire Door Replacement (3 doors)		Planned	2021	14,100	14,100			Library Operating		

Network Wiring Upgrade to cat 6 - required technology upgrade in order to continue to operate		Planned	2021	60,000			30,000	Library Fund Balance	30,000	NYS Construction Grant
Duct Cleaning - necessary (health and safety)		Planned	2021	10,000	10,000			Library Operating Budget		
Security upgrade to include additional security cameras, new window locks, new door alarms on emergency exits		Planned	2021	7,000	7,000			Library Operating Budget		
<b>Total Library Projects Completed</b>				<b>91,100</b>	<b>31,100</b>	<b>0</b>	<b>30,000</b>		<b>30,000</b>	
Required upgrades to library elevator	1	Planned	2022	72,000			36,000	Library Fund Balance	36,000	NYS Construction Grant 2021 submitted
Sprinkler System Pipe Repair	2	Planned	2022	14,700			7,350	Library Fund Balance	7,350	NYS Construction Grant
Adult Room Renovation - interior glass walls for private study rooms, new carpet	3	Planned	2022	150,000					150,000	ARPA Funds
Purchase lawn maintenance equipment and shed to house it	4	Planned	2023	22,500	22,500					
Adult Room Renovation (Phase One: move and downsize circulation desk, new shelving and furniture, adult quiet reading room, move and downsize reference desk)	5	Planning	2023	2,500,000			2,000,000		500,000	SAM Grant
Install 1 composite window surrounds, repair rotted wood and paint section	6	Planned	2023	14,785	7,393			Library Fund Balance or operating	7,393	NYS Construction Grant
Installation of a generator	7	Planned	2023	200,000					200,000	SAM Grant
Installation of an outdoor electronic sign	8	Planned	2023	100,000			50,000	Friends of the Library, Library Fund Balance	50,000	NYS Construction Grant
Installation of additional panic buttons	9	Planned	2023	4,000	4,000			Library Operating		
LED Conversion for basement floor (administrative offices)	10	Planned	2023	26,000					26,000	SAM Grant
New Website Hosting (WLS no longer will host website or emails as of January 2023)	11	Planned	2023	7,000	7,000					
Fire Door replacement (3)	12	Planned	2023	21,000						
Parking lot repairs and repaving	13	Idea	2024	15,000						Library Fund Balance
Roofing on original building and dormered additions	14	Idea	2024	290,000			290,000			Possible grant funding
Install lawn sprinklers	15	Idea	2024	7,500						
Roof Repair for flat roof, re-install AC units correctly and re-roof	16	Idea	2024	25,000						
Paint exterior of entire building	17	Idea	2024	25,000						
Addition to Library to add large community room for capacity of 225 people	18	Idea	2025	3,500,000						NYS Construction Grant
<b>Total Library Projects Proposed</b>				<b>6,994,485</b>	<b>40,893</b>	<b>0</b>	<b>2,383,350</b>		<b>976,743</b>	
<b>NUTRITION</b>										
Reach-In Refrigerator	1	Idea	2023	4,300	4,300					
<b>Total Nutrition Projects Proposed</b>				<b>4,300</b>	<b>4,300</b>	<b>0</b>	<b>0</b>			<b>0</b>
<b>PARKS &amp; RECREATION</b>										
Railroad Park - Basketball Court Reconstruction		Complete	2022	55,000			55,000	Parkland Trust		
Granite Knolls Playground Fence and Pickle Ball Netting		Complete	2022	14,000						
Granite Knolls Adaptive Playground		Complete	2022	290,000			290,000	General Fund	250,000	SAM Grant
Chelsea Park Rehab - Parking, fencing, Softball Accessories		Complete	2022	76,000				Parks Dept (In House)		
Smithco Ballfield Machine		Complete	2022	30,000						
New Playground at Hanover East		Complete	2022	50,000				Parkland Trust		
<b>Total Parks &amp; Recreation Projects Completed</b>				<b>515,000</b>	<b>0</b>	<b>0</b>	<b>345,000</b>		<b>250,000</b>	
Replacement of Junior Lake Chlorine Tank	1	Planned	2023	25,000						
Junior Lake Pool Improvements	2	Planned	2023							
Stream & Sidewalk Repair at Shrub Oak Park	3	Idea	2023	110,000				Parks Capital Trust		
Replace the Roof at Downing Park Facility	4	Idea	2023	50,000				Parks Capital Trust		
Install Netting around Granite Knolls Multi-purpose and Baseball Fields	5	Idea	2023	90,000				Parks Capital Trust		
Two F350 Trucks	6	Idea	2023	120,000	120,000					
Conversion to LED Lights at Route 202 Field (existing bulbs are no longer made)	7	Idea	2023	175,000					175,000	ARPA Funds
Downing Park - Parking Lot Paving	8	Idea	2023	28,000			28,000	Highway Paving		
Paving of Granite Knolls Parking Lot	9	Idea	2023	250,000			250,000	Highway Paving		Solar revenue to Parks Capital Trust
Conversion to LED Lights at Shrub Oak	10	Idea	2023	122,000			122,000	Parks Capital Trust		
Kensington Woods - Seal, Repair, Resurface Basketball Court	11	Idea	2023	35,000				Parks Capital Trust		
Pool Tile Replacement at Both Pools	12	Idea	2023	500,000			500,000	Parks Capital Trust		
Playground Replacement at 2 sites - Blackberry Woods & Deer Street	13	Idea	2023	280,000			280,000	Parks Capital Trust		
Hunterbrook Field Refurbishment or Relocation	14	Idea	2024	TBD						Proposed development application.
Granite Knolls Sport Lighting Visors	15	Idea	2024	70,000			70,000	Parks Capital Trust		
Resurfacing of the Shrub Oak Roller Hockey Rink	16	Idea	2024	300,000			300,000	Parks Capital Trust		
Playground Replacement at 2 sites	17	Idea	2024	280,000			280,000	Parks Capital Trust		
Sensory Garden at Granite Knolls	18	Idea	2024	250,000			250,000	Parks Capital Trust		Community Fundraising
Holland Sporting Club Project	19	Idea	2024	427,000			427,000	Parks Capital Trust		
Fabric Structure or Solar Pavilion at Downing for Parks Department	20	Idea	2025	400,000			400,000	Parks Capital Trust		
Playground Replacement at 2 sites	21	Idea	2025	280,000			280,000	Parks Capital Trust		
202 Field Drainage	22	Idea	2025	450,000			450,000	Possible Parks Grant & Parkland Trust		
Splash Park at Shrub Oak	23	Idea	2025	200,000			200,000	Parkland Trust		
Downing Park Tennis Courts - Upper	24	Idea	2025	125,100				Parks Capital Trust		
Conversion to LED Lights at Legacy Park	25	Idea	2025	200,000			200,000	Parks Capital Trust		



Turf Replacement of Legacy Field	26	Idea	2025	600,000					Turf Replacement Fund & Parks Capital Trust		
Playground Replacement at 2 sites	27	Idea	2026	280,000			280,000		Parks Capital Trust		
<b>Total Parks &amp; Recreation Projects Proposed</b>				<b>5,647,100</b>	<b>120,000</b>	<b>0</b>	<b>4,442,100</b>			<b>175,000</b>	
<b>PLANNING</b>											
<i>Patriot Park Improvements - Paving path past memorials to garden</i>		Complete	2022	50,000			50,000				
<b>Total Planning Projects Completed</b>				<b>50,000</b>	<b>0</b>	<b>0</b>	<b>50,000</b>			<b>0</b>	
Downing Drive, Commerce Street to Veterans Road Streetscape Improvements	1	Planned	2023	500,000						500,000	ARPA Funds
Downing Drive, Veterans Road to Route 118 Streetscape Improvements	2	Planned	2023	500,000						500,000	ARPA Funds
Veterans Road Streetscape, Commerce Street to Downing Drive Streetscape Improvements	3	Planned	2024	400,000						400,000	ARPA Funds
Veterans Road Sidewalk, Commerce Street to Maple Hill Street Streetscape Improvements	4	Planned	2024	350,000						350,000	ARPA Funds
Comprehensive Plan Update	5	Planned	2024	60,000			60,000		General Fund Balance		
Railroad Park Station Renovation - Front Sill Replacement	6	Planned	2024	40,000			40,000		General Fund Balance		
Interpretive Signage in Historical Areas	7	Idea	2026	25,000			25,000				
Jefferson Valley Master Plan	8	Idea	2026	25,000			25,000				
Commerce Street Streetscape, Firehouse to Kear Street Streetscape Improvements	9	Idea	2027	530,000			530,000				
Mohegan Lake Park on Mohegan Avenue	10	Idea	2027	125,000			125,000				
Zino Barn Relocation	11	Idea	2027	TBD-BID							
<b>Total Planning Projects Proposed</b>				<b>2,555,000</b>	<b>0</b>	<b>0</b>	<b>805,000</b>			<b>1,750,000</b>	
<b>POLICE</b>											
<i>2022 Police Interceptor SUV</i>		Complete	2022	36,047							
<b>Total Projects Completed</b>				<b>36,047</b>	<b>0</b>	<b>0</b>	<b>0</b>			<b>0</b>	
Replace 40 year old radio system	1	In Progress	2022	1,500,000			1,500,000		General Fund Balance		
Replace Windows at HQ	2	Idea	2022	TBD							
Body Worn Cameras (2023-2028 Five Year Agreement)	3	Idea	2023	70,000							
Apex or Axon Virtual Reality Training Simulator - Shoot/Don't Shoot, De-escalation, Duty to Intervene Scenarios	4	Idea	2023	120,000						120,000	ARPA Funds
License Plate Reader Cameras (Routes 118/35/202 Intersection)	5	Idea	2023	25,000							
Body Worn Cameras (2023-2028 Five Year Agreement)	6	Idea	2024	70,000							
Body Worn Cameras (2023-2028 Five Year Agreement)	7	Idea	2025	70,000							
Body Worn Cameras (2023-2028 Five Year Agreement)	8	Idea	2026	70,000							
Body Worn Cameras (2023-2028 Five Year Agreement)	9	Idea	2027	70,000							
<b>Total Police Department Projects Proposed</b>				<b>1,995,000</b>	<b>0</b>	<b>0</b>	<b>1,500,000</b>			<b>120,000</b>	
<b>TOWN COURT</b>											
Repair/Replace Promenade	1	In Progress	2023	275,000			275,000		General Fund Balance		
Control System for Pump Room at Courthouse	2	Idea	2023	25,000	25,000						
Windows/Sealants/Mortar/Coping/Security Film	3	Idea	2024	43,000	43,000						
Replace Carpets throughout Courthouse	4	Idea	2025	50,000	50,000						
Convert Lighting to LED	5	Idea	2026	25,000	25,000						
Replace Lobby Flooring	6	Idea	2027	50,000	50,000						
<b>Total Town Court Projects Proposed</b>				<b>468,000</b>	<b>193,000</b>	<b>0</b>	<b>275,000</b>				
<b>WATER DISTRICT</b>											
<i>Addition of Fluoride to Drinking Water</i>		Complete	2022	1,159,732	258,682					901,050	NYS Dept of Health
<i>Scraping &amp; Cement Relining of Aged Water Main (1 mile/year) - Total Project Cost \$3,000,000</i>		In Progress	2022	1,282,282	1,282,282						
<i>Replace 2 Pick Up Trucks</i>		Ordered	2022	80,000	80,000						
<b>Total Projects Completed</b>				<b>2,522,014</b>	<b>1,620,964</b>	<b>0</b>	<b>0</b>			<b>901,050</b>	
<b>Equipment</b>											
Replace Vactor Truck	1	Idea	2023	500,000						500,000	ARPA Funds
Replace 1 Pick Up Truck	2	Idea	2025	37,000	37,000						
Replace 1 Pick Up Truck	3	Idea	2026	37,000	37,000						
Replace 1 Pick Up Truck	4	Idea	2027	37,000	37,000						
<b>Water System</b>											
Water Meter Replacement Project	1	In Progress	2023	1,900,000			1,900,000				
Scraping & Cement Relining of Aged Water Main	2	In Progress	2023	1,282,282	1,282,282						
Storage Tank Rehabilitation - Total Project Cost \$9,000,000	1	Idea	2023	9,000,000			9,000,000				
Storage Tank Vault Rehabilitation/Rebuilding - Total Project Cost \$225,000	1	Planned	2023	56,250	56,250						
Storage Tank Vault Rehabilitation/Rebuilding	2	Planned	2024	56,250	56,250						
Storage Tank Vault Rehabilitation/Rebuilding	3	Planned	2025	56,250	56,250						
Storage Tank Vault Rehabilitation/Rebuilding	4	Planned	2026	56,250	56,250						

Transite (asbestos-cement) Water Main Replacement - Total Project Cost \$18,480,000	1	Planned	2023	300,000	300,000					
Transite (asbestos-cement) Water Main Replacement	2	Planned	2024	300,000	300,000					
Transite (asbestos-cement) Water Main Replacement	3	Planned	2025	300,000	300,000					
Transite (asbestos-cement) Water Main Replacement	4	Planned	2026	300,000	300,000					
Transite (asbestos-cement) Water Main Replacement	5	Planned	2027	300,000	300,000					
<b>Total Water District Projects Proposed</b>				<b>14,518,282</b>	<b>3,118,282</b>	<b>10,900,000</b>	<b>0</b>		<b>500,000</b>	
<b>SOFTWARE UPGRADES</b>										
Assessment Software			2023	56,500			56,500			
Finance Software			2023	85,000			85,000			
Municipity Software for Building, Engineering, Planning			2022	82,040			82,040			
<b>Total Town Software Purchases Proposed</b>				<b>223,540</b>		<b>0</b>	<b>223,540</b>		<b>0</b>	

## YORKTOWN'S EMERGENCY MEDICAL SERVICES (EMS) ARE PROVIDED BY THREE DIFFERENT ENTITIES

<b>Name</b>	<b>Yorktown Advance Life Support District</b>	<b>Yorktown Volunteer Ambulance Corp (YVAC)</b>	<b>Mohegan Volunteer Fire Association Volunteer Ambulance Corp</b>
<b>Level of Service</b>	Advanced Life Support (ALS) Paramedic	Advanced Life Support (ALS) EMT - I	Advanced Life Support (ALS) EMT - I
<b>Service Area</b>	Town of Yorktown	Town of Yorktown Primarily Yorktown Fire District	Mohegan Fire District
<b>Personnel</b>	Paramedics via contract with Empress Ambulance Service	Volunteer EMT's and support personnel	Volunteer EMT's and support personnel
<b>Vehicles</b>	1 FlyCar via contract with Empress Ambulance Service	3 Ambulances	3 Ambulances
<b>Housing</b>	Rented space in YVAC HQ	Private HQ with 4 bay garage, offices, storage, training & living quarters	Use facilities from Mohegan Volunteer Fire Association
<b>Equipment</b>	3 full sets of medical gear via contract with Empress Ambulance Service	3 sets of medical gear – State certified	3 sets of medical gear – State certified
<b>Funding</b>	Town of Yorktown ALS District Taxes Patient Insurance Billing - Mohegan	Fund Drives  Patient Insurance Billing	Patient Insurance Billing
<b>Hours of Service</b>	2 Paramedics ~ 8am to 8pm 1 Paramedic ~ 8pm to 8am Supplemented by paged volunteer paramedics	24 hours a day by in-house roster of volunteers Supplemented by paged volunteers	24 hours a day by paged volunteers with two-way radio communication

Note: ALS Paramedic Serve works with both Volunteer Ambulance Services as needed for appropriate patient care.  
ALS Intermediate Volunteer ambulance Services provide all transport, occasionally supplemented by STAT Flight helicopter



# TOWN OF YORKTOWN

## Budget Preparation Report

Fiscal Year: 2023 Period From: 1 To: 12

Account	Description	2020	2021	Original	Adjusted	2022	2023	2023	2023	Variance To
		Actual	Actual	2022 Budget	2022 Budget	Actual Per 1-12	TENTATIVE Stage	PRELIMINA Stage	FINAL Stage	PRELIMINA Stage
<b>Dept 0000</b>	.									
SM.0000.1001	REAL PROPERTY TAXES	636,350.00	656,379.12	728,050.00	728,050.00	728,050.00	731,650.00	731,650.00		0.49%
SM.0000.1081	PAYMENTS IN LIEU OF TAXES	0.00	0.00	0.00	0.00	45.00				0.00%
SM.0000.1625	PATIENT BILLING (MOHEGAN)	30,821.92	10,000.00	0.00	0.00	24,517.51	25,000.00	25,000.00		100.00%
SM.0000.2401	INTEREST EARNINGS	1,336.63	416.80	400.00	400.00	1,386.40	400.00	400.00		0.00%
<b>Total Dept 0000</b>	.	<b>(668,508.55)</b>	<b>(666,795.92)</b>	<b>(728,450.00)</b>	<b>(728,450.00)</b>	<b>(753,998.91)</b>	<b>(757,050.00)</b>	<b>(757,050.00)</b>	<b>0.00</b>	<b>3.93%</b>
<b>Grand Total</b>		<b>(668,508.55)</b>	<b>(666,795.92)</b>	<b>(728,450.00)</b>	<b>(728,450.00)</b>	<b>(753,998.91)</b>	<b>(757,050.00)</b>	<b>(757,050.00)</b>	<b>0.00</b>	<b>3.93%</b>

**NOTE: One or more accounts may not be printed due to Account Table restrictions.**

# TOWN OF YORKTOWN

## Budget Preparation Report

Fiscal Year: 2023 Period From: 1 To: 12

Account	Description	2020 Actual	2021 Actual	Original 2022 Budget	Adjusted 2022 Budget	2022 Actual Per 1-12	2023 TENTATIVE Stage	2023 PRELIMINA Stage	2023 FINAL Stage	Variance To PRELIMINA Stage
<b>Dept 4540</b>	<b>EMERGENCY MEDICAL SERVICES ALS</b>									
SM.4540.0425	PARAMEDIC CONTRACT	635,400.00	654,500.00	715,000.00	715,000.00	595,833.30	743,600.00	743,600.00		4.00%
SM.4540.0430	YVAC: PARAMEDIC SUPPORT	10,725.00	11,700.00	11,700.00	11,700.00	5,850.00	11,700.00	11,700.00		0.00%
SM.4540.0498	TAX REFUNDS	906.62	230.65	1,500.00	1,500.00	511.14	1,500.00	1,500.00		0.00%
<b>Total Dept 4540</b>	<b>EMERGENCY MEDICAL SERVICES ALS</b>	<b>647,031.62</b>	<b>666,430.65</b>	<b>728,200.00</b>	<b>728,200.00</b>	<b>602,194.44</b>	<b>756,800.00</b>	<b>756,800.00</b>	<b>0.00</b>	<b>3.93%</b>
<b>Dept 9700</b>	<b>DEBT SERVICES</b>									
SM.9700.0710	INTEREST EXPENSE	190.17	33.21	250.00	250.00	17.71	250.00	250.00		0.00%
<b>Total Dept 9700</b>	<b>DEBT SERVICES</b>	<b>190.17</b>	<b>33.21</b>	<b>250.00</b>	<b>250.00</b>	<b>17.71</b>	<b>250.00</b>	<b>250.00</b>	<b>0.00</b>	<b>0.00%</b>
<b>Grand Total</b>		<b>647,221.79</b>	<b>666,463.86</b>	<b>728,450.00</b>	<b>728,450.00</b>	<b>602,212.15</b>	<b>757,050.00</b>	<b>757,050.00</b>	<b>0.00</b>	<b>3.93%</b>

NOTE: One or more accounts may not be printed due to Account Table restrictions.

## PARK AND IMPROVEMENT DISTRICTS

The Town of Yorktown operates six park districts and one lake improvement district.

These districts were created over the last thirty years at the request of residents in each of the geographical areas to improve the quality of life in their particular neighborhood.

Four of these Park Districts ~ Amazon Park, Mohegan Beach, Mohegan Highlands and Shrub Oak Lake Estates ~ are located and operate summer beaches on Mohegan Lake. Shrub Oak Community Beach Park District is situated in the Shrub Oak Hamlet on a widened and dammed part of the Shrub Oak Brook. It also provides a park facility for district resident use.

The Bethel Acres Park District was created during the planning and subsequent approval of the Bethel Acres Subdivision. It is an area of scenic woodlands located on Granville Court in the vicinity of the Franklin Roosevelt State Park.

The Lake Mohegan Improvement District includes most of the homes in the Mohegan Lake Hamlet. It was created solely for the purposes of maintaining and enhancing the quality of waters of Lake Mohegan and its surrounding area.

The use of these areas is exclusive to district residents. Budgets for each of these districts are prepared by the elected district boards and submitted to the Town Comptroller. The Town collects monies through taxes from each of the district residents according to each district's budget.

The Town provides additional services to these districts primarily by the Finance Department who aids with and oversees accounts payable and administers district payrolls. The Parks & Recreation, Highway, Engineering, Legal, Town Clerk and Building Departments, provide assistance as requested to maintain and operate the beach areas.



# TOWN OF YORKTOWN

## Budget Preparation Report

Fiscal Year: 2023 Period From: 1 To: 12

Account	Description	2020 Actual	2021 Actual	Original 2022 Budget	Adjusted 2022 Budget	2022 Actual Per 1-12	2023 TENTATIVE Stage	2023 PRELIMINA Stage	2023 FINAL Stage	Variance To PRELIMINA Stage
<b>Dept 0000</b>	.									
AP.0000.1001	TAXES	12,000.00	12,400.00	12,400.00	12,400.00	12,400.00	12,400.00	12,400.00		0.00%
AP.0000.2401	INTEREST EARNINGS	323.56	93.79	300.00	300.00	137.87	300.00	300.00		0.00%
<b>Total Dept 0000</b>	.	<b>(12,323.56)</b>	<b>(12,493.79)</b>	<b>(12,700.00)</b>	<b>(12,700.00)</b>	<b>(12,537.87)</b>	<b>(12,700.00)</b>	<b>(12,700.00)</b>	<b>0.00</b>	<b>0.00%</b>
<b>Grand Total</b>		<b>(12,323.56)</b>	<b>(12,493.79)</b>	<b>(12,700.00)</b>	<b>(12,700.00)</b>	<b>(12,537.87)</b>	<b>(12,700.00)</b>	<b>(12,700.00)</b>	<b>0.00</b>	<b>0.00%</b>

**NOTE: One or more accounts may not be printed due to Account Table restrictions.**

# TOWN OF YORKTOWN

## Budget Preparation Report

Fiscal Year: 2023 Period From: 1 To: 12

Account	Description	2020	2021	Original	Adjusted	2022	2023	2023	2023	Variance To
		Actual	Actual	2022 Budget	2022 Budget	Actual Per 1-12	TENTATIVE Stage	PRELIMINA Stage	FINAL Stage	
<b>Dept 7180</b>	<b>BEACH &amp; POOL FACILITIES</b>									
AP.7180.0401	SUPPLIES	256.22	1,238.89	1,500.00	1,500.00	852.70	1,500.00	1,500.00		0.00%
AP.7180.0407	ELECTRIC	34.66	27.66	100.00	100.00	319.41	100.00	100.00		0.00%
AP.7180.0412	POSTAGE	0.00	0.00	100.00	100.00	0.00	100.00	100.00		0.00%
AP.7180.0416	PROPERTY MAINTENANCE	2,208.06	6,096.37	4,500.00	4,521.94	932.88	4,500.00	4,500.00		0.00%
AP.7180.0450	WATER PURCHASE	4.55	0.00	250.00	250.00	127.75	250.00	250.00		0.00%
AP.7180.0460	MAINT & REPAIR	1,054.52	9,520.13	1,500.00	1,671.87	914.05	1,500.00	1,500.00		0.00%
AP.7180.0467	LIABILITY INSURANCE	0.00	1,500.00	0.00	0.00	0.00				0.00%
AP.7180.0497	TAXES	980.78	953.85	1,250.00	1,250.00	1,076.36	1,250.00	1,250.00		0.00%
<b>Total Dept 7180</b>	<b>BEACH &amp; POOL FACILITIES</b>	<b>4,538.79</b>	<b>19,336.90</b>	<b>9,200.00</b>	<b>9,393.81</b>	<b>4,223.15</b>	<b>9,200.00</b>	<b>9,200.00</b>	<b>0.00</b>	<b>0.00%</b>
<b>Dept 9901</b>	<b>TRANSFERS TO OTHER FUNDS</b>									
AP.9901.0903	TRANSFER TO GENERAL FUND	2,500.00	2,500.00	3,500.00	3,500.00	3,500.00	3,500.00	3,500.00		0.00%
<b>Total Dept 9901</b>	<b>TRANSFERS TO OTHER FUNDS</b>	<b>2,500.00</b>	<b>2,500.00</b>	<b>3,500.00</b>	<b>3,500.00</b>	<b>3,500.00</b>	<b>3,500.00</b>	<b>3,500.00</b>	<b>0.00</b>	<b>0.00%</b>
<b>Grand Total</b>		<b>7,038.79</b>	<b>21,836.90</b>	<b>12,700.00</b>	<b>12,893.81</b>	<b>7,723.15</b>	<b>12,700.00</b>	<b>12,700.00</b>	<b>0.00</b>	<b>0.00%</b>

**NOTE: One or more accounts may not be printed due to Account Table restrictions.**



# TOWN OF YORKTOWN

## Budget Preparation Report

Fiscal Year: 2023 Period From: 1 To: 12

Account	Description	2020 Actual	2021 Actual	Original 2022 Budget	Adjusted 2022 Budget	2022 Actual Per 1-12	2023 TENTATIVE Stage	2023 PRELIMINA Stage	2023 FINAL Stage	Variance To PRELIMINA Stage
<b>Dept 0000</b>	.									
BA.0000.1001	TAXES	2,000.00	2,500.00	2,500.00	2,500.00	2,500.00	2,750.00	2,750.00		10.00%
BA.0000.2401	INTEREST EARNINGS	1.66	3.51	0.00	0.00	1.21				0.00%
<b>Total Dept 0000</b>	.	<b>(2,001.66)</b>	<b>(2,503.51)</b>	<b>(2,500.00)</b>	<b>(2,500.00)</b>	<b>(2,501.21)</b>	<b>(2,750.00)</b>	<b>(2,750.00)</b>	<b>0.00</b>	<b>10.00%</b>
<b>Grand Total</b>		<b>(2,001.66)</b>	<b>(2,503.51)</b>	<b>(2,500.00)</b>	<b>(2,500.00)</b>	<b>(2,501.21)</b>	<b>(2,750.00)</b>	<b>(2,750.00)</b>	<b>0.00</b>	<b>10.00%</b>

**NOTE: One or more accounts may not be printed due to Account Table restrictions.**

# TOWN OF YORKTOWN

## Budget Preparation Report

Fiscal Year: 2023 Period From: 1 To: 12

Account	Description	2020 Actual	2021 Actual	Original 2022 Budget	Adjusted 2022 Budget	2022 Actual Per 1-12	2023 TENTATIVE Stage	2023 PRELIMINA Stage	2023 FINAL Stage	Variance To PRELIMINA Stage
<b>Dept 9700</b>	<b>DEBT SERVICES</b>									
BA.9700.0710	INTEREST EXPENSE	0.00	0.00	0.00	0.00	0.27				0.00%
<b>Total Dept 9700</b>	<b>DEBT SERVICES</b>	<b>0.00</b>	<b>0.00</b>	<b>0.00</b>	<b>0.00</b>	<b>0.27</b>	<b>0.00</b>	<b>0.00</b>	<b>0.00</b>	<b>0.00%</b>
<b>Dept 9901</b>	<b>TRANSFERS TO OTHER FUNDS</b>									
BA.9901.0903	TRANSFER TO GENERAL FUND	2,000.00	2,500.00	2,500.00	2,500.00	2,500.00	2,750.00	2,750.00		10.00%
<b>Total Dept 9901</b>	<b>TRANSFERS TO OTHER FUNDS</b>	<b>2,000.00</b>	<b>2,500.00</b>	<b>2,500.00</b>	<b>2,500.00</b>	<b>2,500.00</b>	<b>2,750.00</b>	<b>2,750.00</b>	<b>0.00</b>	<b>10.00%</b>
<b>Grand Total</b>		<b>2,000.00</b>	<b>2,500.00</b>	<b>2,500.00</b>	<b>2,500.00</b>	<b>2,500.27</b>	<b>2,750.00</b>	<b>2,750.00</b>	<b>0.00</b>	<b>10.00%</b>

**NOTE: One or more accounts may not be printed due to Account Table restrictions.**

# TOWN OF YORKTOWN

## Budget Preparation Report

Fiscal Year: 2023 Period From: 1 To: 12

Account	Description	2020 Actual	2021 Actual	Original 2022 Budget	Adjusted 2022 Budget	2022 Actual Per 1-12	2023 TENTATIVE Stage	2023 PRELIMINA Stage	2023 FINAL Stage	Variance To PRELIMINA Stage
<b>Dept 0000</b>	.									
ID.0000.1001	TAXES	74,533.00	74,523.00	74,555.00	74,555.00	74,555.00	74,555.00	74,555.00		0.00%
ID.0000.1002	APPR FUND BALANCE	0.00	0.00	126,750.00	126,750.00	0.00	64,210.00	64,210.00		-49.34%
ID.0000.2300	CORTLANDT TAXES	16,796.00	16,494.00	12,500.00	12,500.00	0.00	15,000.00	15,000.00		20.00%
ID.0000.2401	INTEREST EARNINGS	2,309.08	709.86	1,000.00	1,000.00	1,381.99	1,000.00	1,000.00		0.00%
ID.0000.2770	MISCELLANEOUS	1,652.00	0.00	0.00	0.00	0.00				0.00%
<b>Total Dept 0000</b>	.	<b>(95,290.08)</b>	<b>(91,726.86)</b>	<b>(214,805.00)</b>	<b>(214,805.00)</b>	<b>(75,936.99)</b>	<b>(154,765.00)</b>	<b>(154,765.00)</b>	<b>0.00</b>	<b>-27.95%</b>
<b>Grand Total</b>		<b>(95,290.08)</b>	<b>(91,726.86)</b>	<b>(214,805.00)</b>	<b>(214,805.00)</b>	<b>(75,936.99)</b>	<b>(154,765.00)</b>	<b>(154,765.00)</b>	<b>0.00</b>	<b>-27.95%</b>

**NOTE: One or more accounts may not be printed due to Account Table restrictions.**

# TOWN OF YORKTOWN

## Budget Preparation Report

Fiscal Year: 2023 Period From: 1 To: 12

Account	Description	2020	2021	Original	Adjusted	2022	2023	2023	2023	Variance To
		Actual	Actual	2022 Budget	2022 Budget	Actual Per 1-12	TENTATIVE Stage	PRELIMINA Stage	FINAL Stage	PRELIMINA Stage
<b>Dept 7180</b>	<b>BEACH &amp; POOL FACILITIES</b>									
ID.7180.0110	TEMP HELP	3,688.25	6,485.25	7,000.00	7,392.75	7,392.75	8,000.00	8,000.00		14.29%
ID.7180.0401	OFFICE SUPPLIES	36.21	69.01	100.00	100.00	99.08	125.00	125.00		25.00%
ID.7180.0407	ELECTRICITY	8,956.59	8,936.60	9,500.00	9,500.00	3,568.45	9,500.00	9,500.00		0.00%
ID.7180.0411	PRINTING	39.00	88.52	450.00	450.00	0.00	200.00	200.00		-55.56%
ID.7180.0412	POSTAGE	113.50	904.00	800.00	781.14	0.00	950.00	950.00		18.75%
ID.7180.0416	MAINTENANCE	19.48	179.38	350.00	470.62	145.70	300.00	300.00		-14.29%
ID.7180.0418	EQUIP MAINT	0.00	312.12	1,200.00	3,175.00	1,274.00	1,600.00	1,600.00		33.33%
ID.7180.0423	TRAINING	0.00	50.00	1,875.00	1,471.18	1,365.00	1,675.00	1,675.00		-10.67%
ID.7180.0428	DUES	545.00	545.00	600.00	600.00	545.00	600.00	600.00		0.00%
ID.7180.0467	INSURANCE	0.00	123.00	0.00	0.00	0.00	200.00	200.00		100.00%
ID.7180.0470	GAS AND OIL	126.01	61.68	175.00	175.00	0.00	150.00	150.00		-14.29%
ID.7180.0475	AERSYS MAINT	190.00	2,230.00	82,000.00	83,620.00	2,903.50				-100.00%
ID.7180.0479	SPECIAL PROJECTS	27,728.50	22,955.50	75,900.00	97,917.00	37,694.60	96,340.00	96,340.00		26.93%
ID.7180.0480.0002	SPECIAL PROJECTS BUILDING..	0.00	0.00	11,500.00	11,500.00	0.00	11,500.00	11,500.00		0.00%
ID.7180.0490	SERVICES	110.00	7,750.71	15,545.00	13,469.20	5,250.00	15,600.00	15,600.00		0.35%
ID.7180.0497	TAXES	69.43	62.58	0.00	0.00	80.04	85.00	85.00		100.00%
ID.7180.0498	TAX REFUNDS	275.35	0.00	250.00	250.00	0.00	200.00	200.00		-20.00%
ID.7180.0818	UNEMPLOYMENT	0.00	0.00	100.00	100.00	0.00	100.00	100.00		0.00%
<b>Total Dept 7180</b>	<b>BEACH &amp; POOL FACILITIES</b>	<b>41,897.32</b>	<b>50,753.35</b>	<b>207,345.00</b>	<b>230,971.89</b>	<b>60,318.12</b>	<b>147,125.00</b>	<b>147,125.00</b>	<b>0.00</b>	<b>-29.04%</b>
<b>Dept 9000</b>	<b>EMPLOYEE BENEFITS</b>									
ID.9000.0800	FICA/MEDICARE	282.15	496.18	435.00	565.59	565.59	615.00	615.00		41.38%
ID.9000.0801	MTA TAX	12.53	22.07	25.00	25.14	25.14	25.00	25.00		0.00%
<b>Total Dept 9000</b>	<b>EMPLOYEE BENEFITS</b>	<b>294.68</b>	<b>518.25</b>	<b>460.00</b>	<b>590.73</b>	<b>590.73</b>	<b>640.00</b>	<b>640.00</b>	<b>0.00</b>	<b>39.13%</b>
<b>Dept 9901</b>	<b>TRANSFERS TO OTHER FUNDS</b>									
ID.9901.0903	TRANSFER TO GENERAL FUND	6,500.00	6,500.00	7,000.00	7,000.00	7,000.00	7,000.00	7,000.00		0.00%
<b>Total Dept 9901</b>	<b>TRANSFERS TO OTHER FUNDS</b>	<b>6,500.00</b>	<b>6,500.00</b>	<b>7,000.00</b>	<b>7,000.00</b>	<b>7,000.00</b>	<b>7,000.00</b>	<b>7,000.00</b>	<b>0.00</b>	<b>0.00%</b>

# TOWN OF YORKTOWN Budget Preparation Report

Fiscal Year: 2023 Period From: 1 To: 12

Account	Description	2020	2021	Original	Adjusted	2022	2023	2023	2023	Variance To
		Actual	Actual	2022 Budget	2022 Budget	Actual Per 1-12	TENTATIVE Stage	PRELIMINA Stage	FINAL Stage	PRELIMINA Stage
Dept 9901	TRANSFERS TO OTHER FUNDS									
<b>Grand Total</b>		<b>48,692.00</b>	<b>57,771.60</b>	<b>214,805.00</b>	<b>238,562.62</b>	<b>67,908.85</b>	<b>154,765.00</b>	<b>154,765.00</b>	<b>0.00</b>	<b>-27.95%</b>

NOTE: One or more accounts may not be printed due to Account Table restrictions.

# TOWN OF YORKTOWN

## Budget Preparation Report

Fiscal Year: 2023 Period From: 1 To: 12

Account	Description	2020	2021	Original	Adjusted	2022	2023	2023	2023	Variance To
		Actual	Actual	2022 Budget	2022 Budget	Actual Per 1-12	TENTATIVE Stage	PRELIMINA Stage	FINAL Stage	PRELIMINA Stage
<b>Dept 0000</b>	.									
MB.0000.1001	TAXES	55,000.00	55,000.00	55,000.00	55,000.00	55,000.00	55,000.00	55,000.00	55,000.00	0.00%
MB.0000.1002	APPROPRIATED FUND BALANCE	0.00	0.00	10,935.00	10,935.00	0.00	20,400.00	20,400.00	20,400.00	86.56%
MB.0000.2401	INTEREST EARNINGS	1,457.25	406.62	1,400.00	1,400.00	835.21	750.00	750.00	750.00	-46.43%
<b>Total Dept 0000</b>	.	<b>(56,457.25)</b>	<b>(55,406.62)</b>	<b>(67,335.00)</b>	<b>(67,335.00)</b>	<b>(55,835.21)</b>	<b>(76,150.00)</b>	<b>(76,150.00)</b>	<b>0.00</b>	<b>13.09%</b>
<b>Grand Total</b>		<b>(56,457.25)</b>	<b>(55,406.62)</b>	<b>(67,335.00)</b>	<b>(67,335.00)</b>	<b>(55,835.21)</b>	<b>(76,150.00)</b>	<b>(76,150.00)</b>	<b>0.00</b>	<b>13.09%</b>

**NOTE: One or more accounts may not be printed due to Account Table restrictions.**

# TOWN OF YORKTOWN

## Budget Preparation Report

Fiscal Year: 2023 Period From: 1 To: 12

Account	Description	2020	2021	Original	Adjusted	2022	2023	2023	2023	Variance To
		Actual	Actual	2022 Budget	2022 Budget	Actual Per 1-12	TENTATIVE Stage	PRELIMINA Stage	FINAL Stage	
<b>Dept 7180</b>	<b>BEACH &amp; POOL FACILITIES</b>									
MB.7180.0110	TEMP HELP	12,934.01	11,501.63	14,000.00	18,447.00	18,447.00	20,000.00	20,000.00		42.86%
MB.7180.0401	SUPPLIES	2,020.67	0.00	750.00	1,065.00	0.00	750.00	750.00		0.00%
MB.7180.0402	DEPT SUPPLIES	0.00	0.00	300.00	300.00	0.00	1,000.00	1,000.00		233.33%
MB.7180.0407	ELECTRIC	1,164.37	(343.11)	225.00	225.00	1,019.93	400.00	400.00		77.78%
MB.7180.0412	POSTAGE	211.50	331.00	500.00	500.00	339.60	500.00	500.00		0.00%
MB.7180.0416	MAINT AND REPAIR	14,349.39	2,634.05	15,000.00	12,343.19	7,957.57	8,000.00	8,000.00		-46.67%
MB.7180.0423	TRAINING	171.00	114.00	0.00	195.00	195.00				0.00%
MB.7180.0447	COMMUNITY RECREATION	0.00	0.00	3,000.00	5,440.00	0.00	5,000.00	5,000.00		66.67%
MB.7180.0450	WATER PURCHASE	8.22	0.83	50.00	50.00	52.69	100.00	100.00		100.00%
MB.7180.0467	INSURANCE	0.00	2,500.00	0.00	0.00	0.00	1,200.00	1,200.00		100.00%
MB.7180.0483	CAPITAL PROJECTS	25,430.00	0.00	25,000.00	25,000.00	0.00	30,000.00	30,000.00		20.00%
MB.7180.0497	TAXES	1,154.74	1,116.85	1,250.00	1,250.00	1,273.90	1,400.00	1,400.00		12.00%
<b>Total Dept 7180</b>	<b>BEACH &amp; POOL FACILITIES</b>	<b>57,443.90</b>	<b>17,855.25</b>	<b>60,075.00</b>	<b>64,815.19</b>	<b>29,285.69</b>	<b>68,350.00</b>	<b>68,350.00</b>	<b>0.00</b>	<b>13.77%</b>
<b>Dept 9000</b>	<b>EMPLOYEE BENEFITS</b>									
MB.9000.0800	FICA/MEDICARE	989.47	879.86	1,120.00	1,411.18	1,411.18	1,600.00	1,600.00		42.86%
MB.9000.0801	MTA TAX	43.99	39.11	140.00	140.00	62.73	200.00	200.00		42.86%
<b>Total Dept 9000</b>	<b>EMPLOYEE BENEFITS</b>	<b>1,033.46</b>	<b>918.97</b>	<b>1,260.00</b>	<b>1,551.18</b>	<b>1,473.91</b>	<b>1,800.00</b>	<b>1,800.00</b>	<b>0.00</b>	<b>42.86%</b>
<b>Dept 9901</b>	<b>TRANSFERS TO OTHER FUNDS</b>									
MB.9901.0903	TRANSFER TO GENERAL FUND	4,000.00	4,000.00	6,000.00	6,000.00	6,000.00	6,000.00	6,000.00		0.00%
<b>Total Dept 9901</b>	<b>TRANSFERS TO OTHER FUNDS</b>	<b>4,000.00</b>	<b>4,000.00</b>	<b>6,000.00</b>	<b>6,000.00</b>	<b>6,000.00</b>	<b>6,000.00</b>	<b>6,000.00</b>	<b>0.00</b>	<b>0.00%</b>
<b>Grand Total</b>		<b>62,477.36</b>	<b>22,774.22</b>	<b>67,335.00</b>	<b>72,366.37</b>	<b>36,759.60</b>	<b>76,150.00</b>	<b>76,150.00</b>	<b>0.00</b>	<b>13.09%</b>

NOTE: One or more accounts may not be printed due to Account Table restrictions.

# TOWN OF YORKTOWN Budget Preparation Report

Fiscal Year: 2023 Period From: 1 To: 12

Prepared By: RACHEL

Account	Description	2020	2021	Original	Adjusted	2022	2023	2023	2023	Variance To
		Actual	Actual	2022 Budget	2022 Budget	Actual Per 1-12	TENTATIVE Stage	PRELIMINA Stage	FINAL Stage	PRELIMINA Stage
<b>Dept 0000</b>	.									
MH.0000.1001	TAXES	29,000.00	34,565.00	35,925.00	35,925.00	35,925.00	35,925.00	35,925.00		0.00%
MH.0000.2401	INTEREST EARNINGS	449.19	115.33	150.00	150.00	182.51	150.00	150.00		0.00%
<b>Total Dept 0000</b>	.	<b>(29,449.19)</b>	<b>(34,680.33)</b>	<b>(36,075.00)</b>	<b>(36,075.00)</b>	<b>(36,107.51)</b>	<b>(36,075.00)</b>	<b>(36,075.00)</b>	<b>0.00</b>	<b>0.00%</b>
<b>Grand Total</b>		<b>(29,449.19)</b>	<b>(34,680.33)</b>	<b>(36,075.00)</b>	<b>(36,075.00)</b>	<b>(36,107.51)</b>	<b>(36,075.00)</b>	<b>(36,075.00)</b>	<b>0.00</b>	<b>0.00%</b>

NOTE: One or more accounts may not be printed due to Account Table restrictions.



# TOWN OF YORKTOWN

## Budget Preparation Report

Fiscal Year: 2023 Period From: 1 To: 12

Account	Description	2020	2021	Original	Adjusted	2022	2023	2023	2023	Variance To
		Actual	Actual	2022 Budget	2022 Budget	Actual Per 1-12	TENTATIVE Stage	PRELIMINA Stage	FINAL Stage	
<b>Dept 7180</b>	<b>BEACH &amp; POOL FACILITIES</b>									
MH.7180.0110	TEMP HELP	7,659.25	6,147.75	8,000.00	7,725.00	6,115.26	8,000.00	8,000.00		0.00%
MH.7180.0200	EQUIPMENT	0.00	0.00	0.00	3,000.00	2,999.00				0.00%
MH.7180.0401	BEACH SUPPLIES	738.76	1,023.09	1,500.00	1,722.88	0.00	1,500.00	1,500.00		0.00%
MH.7180.0407	ELECTRIC	60.82	88.22	100.00	100.00	58.24	100.00	100.00		0.00%
MH.7180.0411	PRINTING	0.00	0.00	100.00	100.00	32.04	100.00	100.00		0.00%
MH.7180.0412	POSTAGE	150.00	58.00	150.00	150.00	118.00	150.00	150.00		0.00%
MH.7180.0416	MAINT & REPAIR	6,784.00	25,698.76	10,000.00	8,925.00	6,355.00	10,000.00	10,000.00		0.00%
MH.7180.0423	TRAINING	114.00	228.00	250.00	250.00	130.00	250.00	250.00		0.00%
MH.7180.0430	SPECIAL EVENTS	190.45	245.24	750.00	750.00	290.67	750.00	750.00		0.00%
MH.7180.0450	WATER PURCHASE	124.91	61.37	50.00	50.00	0.00	50.00	50.00		0.00%
MH.7180.0467	INSURANCE	3,185.59	3,320.59	3,500.00	3,556.59	3,556.59	3,500.00	3,500.00		0.00%
MH.7180.0487	TAXES	7,401.66	7,345.77	8,000.00	7,943.41	7,485.61	8,000.00	8,000.00		0.00%
<b>Total Dept 7180</b>	<b>BEACH &amp; POOL FACILITIES</b>	<b>26,409.44</b>	<b>44,216.79</b>	<b>32,400.00</b>	<b>34,272.88</b>	<b>27,140.41</b>	<b>32,400.00</b>	<b>32,400.00</b>	<b>0.00</b>	<b>0.00%</b>
<b>Dept 9000</b>	<b>EMPLOYEE BENEFITS</b>									
MH.9000.0800	FICA/MEDICARE	585.93	470.30	625.00	625.00	467.81	625.00	625.00		0.00%
MH.9000.0801	MTA TAX	26.04	20.91	50.00	50.00	20.79	50.00	50.00		0.00%
<b>Total Dept 9000</b>	<b>EMPLOYEE BENEFITS</b>	<b>611.97</b>	<b>491.21</b>	<b>675.00</b>	<b>675.00</b>	<b>488.60</b>	<b>675.00</b>	<b>675.00</b>	<b>0.00</b>	<b>0.00%</b>
<b>Dept 9901</b>	<b>TRANSFERS TO OTHER FUNDS</b>									
MH.9901.0903	TRANSFER TO GENERAL FUND	3,000.00	3,000.00	3,000.00	3,000.00	3,000.00	3,000.00	3,000.00		0.00%
<b>Total Dept 9901</b>	<b>TRANSFERS TO OTHER FUNDS</b>	<b>3,000.00</b>	<b>3,000.00</b>	<b>3,000.00</b>	<b>3,000.00</b>	<b>3,000.00</b>	<b>3,000.00</b>	<b>3,000.00</b>	<b>0.00</b>	<b>0.00%</b>
<b>Grand Total</b>		<b>30,021.41</b>	<b>47,708.00</b>	<b>36,075.00</b>	<b>37,947.88</b>	<b>30,629.01</b>	<b>36,075.00</b>	<b>36,075.00</b>	<b>0.00</b>	<b>0.00%</b>

**NOTE: One or more accounts may not be printed due to Account Table restrictions.**

# TOWN OF YORKTOWN

## Budget Preparation Report

Fiscal Year: 2023 Period From: 1 To: 12

Account	Description	2020 Actual	2021 Actual	Original 2022 Budget	Adjusted 2022 Budget	2022 Actual Per 1-12	2023 TENTATIVE Stage	2023 PRELIMINA Stage	2023 FINAL Stage	Variance To PRELIMINA Stage
<b>Dept 0000</b>	.									
SC.0000.1001	PROPERTY TAXES	63,600.00	63,500.00	63,500.00	63,500.00	63,500.00	63,500.00	63,500.00		0.00%
SC.0000.1002	APPROPRIATED FUND BALANCE	0.00	0.00	2,500.00	2,500.00	0.00	2,500.00	2,500.00		0.00%
SC.0000.2401	INTEREST EARNINGS	2,189.27	615.24	750.00	750.00	1,132.29	750.00	750.00		0.00%
<b>Total Dept 0000</b>	.	<b>(65,789.27)</b>	<b>(64,115.24)</b>	<b>(66,750.00)</b>	<b>(66,750.00)</b>	<b>(64,632.29)</b>	<b>(66,750.00)</b>	<b>(66,750.00)</b>	<b>0.00</b>	<b>0.00%</b>
<b>Grand Total</b>		<b>(65,789.27)</b>	<b>(64,115.24)</b>	<b>(66,750.00)</b>	<b>(66,750.00)</b>	<b>(64,632.29)</b>	<b>(66,750.00)</b>	<b>(66,750.00)</b>	<b>0.00</b>	<b>0.00%</b>

**NOTE: One or more accounts may not be printed due to Account Table restrictions.**

# TOWN OF YORKTOWN

## Budget Preparation Report

Fiscal Year: 2023 Period From: 1 To: 12

Account	Description	2020	2021	Original	Adjusted	2022	2023	2023	2023	Variance To
		Actual	Actual	2022 Budget	2022 Budget	Actual Per 1-12	TENTATIVE Stage	PRELIMINA Stage	FINAL Stage	
<b>Dept 7180</b>	<b>BEACH &amp; POOL FACILITIES</b>									
SC.7180.0402	DEPT SUPPLIES	0.00	84.48	1,000.00	1,000.00	324.00	1,000.00	1,000.00		0.00%
SC.7180.0405	COMMUNITY EVENTS	0.00	0.00	500.00	500.00	0.00	500.00	500.00		0.00%
SC.7180.0407	ELECTRICITY	666.68	1,131.18	1,500.00	1,500.00	913.17	1,500.00	1,500.00		0.00%
SC.7180.0411	PRINTING	198.48	228.85	500.00	500.00	136.34	500.00	500.00		0.00%
SC.7180.0412	POSTAGE	243.00	0.00	500.00	500.00	211.00	500.00	500.00		0.00%
SC.7180.0416	MAINTENANCE	19,564.91	17,100.00	20,000.00	22,120.00	11,600.00	20,000.00	20,000.00		0.00%
SC.7180.0441	PROFESSIONAL SERVICES	500.00	650.00	7,500.00	7,500.00	7,360.00	7,500.00	7,500.00		0.00%
SC.7180.0454	PROPERTY IMPROVEMENTS	18,998.75	28,951.64	20,000.00	20,000.00	13,477.56	20,000.00	20,000.00		0.00%
SC.7180.0467	INSURANCE	0.00	1,500.00	0.00	0.00	0.00				0.00%
SC.7180.0477	WEED CONTROL	7,385.00	8,320.50	10,000.00	10,000.00	7,523.68	10,000.00	10,000.00		0.00%
SC.7180.0497	TAXES	158.25	137.29	250.00	250.00	191.52	250.00	250.00		0.00%
<b>Total Dept 7180</b>	<b>BEACH &amp; POOL FACILITIES</b>	<b>47,715.07</b>	<b>58,103.94</b>	<b>61,750.00</b>	<b>63,870.00</b>	<b>41,737.27</b>	<b>61,750.00</b>	<b>61,750.00</b>	<b>0.00</b>	<b>0.00%</b>
<b>Dept 9901</b>	<b>TRANSFERS TO OTHER FUNDS</b>									
SC.9901.0903	TRANSFER TO GENERAL FUND	5,000.00	5,000.00	5,000.00	5,000.00	5,000.00	5,000.00	5,000.00		0.00%
<b>Total Dept 9901</b>	<b>TRANSFERS TO OTHER FUNDS</b>	<b>5,000.00</b>	<b>5,000.00</b>	<b>5,000.00</b>	<b>5,000.00</b>	<b>5,000.00</b>	<b>5,000.00</b>	<b>5,000.00</b>	<b>0.00</b>	<b>0.00%</b>
<b>Grand Total</b>		<b>52,715.07</b>	<b>63,103.94</b>	<b>66,750.00</b>	<b>68,870.00</b>	<b>46,737.27</b>	<b>66,750.00</b>	<b>66,750.00</b>	<b>0.00</b>	<b>0.00%</b>

**NOTE: One or more accounts may not be printed due to Account Table restrictions.**

# TOWN OF YORKTOWN

## Budget Preparation Report

Fiscal Year: 2023 Period From: 1 To: 12

Account	Description	2020 Actual	2021 Actual	Original 2022 Budget	Adjusted 2022 Budget	2022 Actual Per 1-12	2023 TENTATIVE Stage	2023 PRELIMINA Stage	2023 FINAL Stage	Variance To PRELIMINA Stage
<b>Dept 0000</b>	.									
SL.0000.1001	TAXES	8,500.00	8,500.00	15,250.00	15,250.00	15,250.00	15,250.00	15,250.00		0.00%
SL.0000.1002	APPROPRIATED FUND BALANCE	0.00	0.00	10,000.00	35,000.00	0.00	10,000.00	10,000.00		0.00%
SL.0000.2401	INTEREST EARNINGS	1,148.26	311.87	500.00	500.00	468.96	500.00	500.00		0.00%
<b>Total Dept 0000</b>	.	<b>(9,648.26)</b>	<b>(8,811.87)</b>	<b>(25,750.00)</b>	<b>(50,750.00)</b>	<b>(15,718.96)</b>	<b>(25,750.00)</b>	<b>(25,750.00)</b>	<b>0.00</b>	<b>0.00%</b>
<b>Grand Total</b>		<b>(9,648.26)</b>	<b>(8,811.87)</b>	<b>(25,750.00)</b>	<b>(50,750.00)</b>	<b>(15,718.96)</b>	<b>(25,750.00)</b>	<b>(25,750.00)</b>	<b>0.00</b>	<b>0.00%</b>

**NOTE: One or more accounts may not be printed due to Account Table restrictions.**

# TOWN OF YORKTOWN

## Budget Preparation Report

Fiscal Year: 2023 Period From: 1 To: 12

Account	Description	2020	2021	Original	Adjusted	2022	2023	2023	2023	Variance To
		Actual	Actual	2022 Budget	2022 Budget	Actual Per 1-12	TENTATIVE Stage	PRELIMINA Stage	FINAL Stage	
<b>Dept 7180</b>	<b>BEACH &amp; POOL FACILITIES</b>									
SL.7180.0401	SUPPLIES	0.00	0.00	1,000.00	1,000.00	413.47	1,000.00	1,000.00		0.00%
SL.7180.0411	PRINTING	0.00	0.00	500.00	500.00	0.00	500.00	500.00		0.00%
SL.7180.0412	POSTAGE	0.00	0.00	500.00	500.00	0.00	500.00	500.00		0.00%
SL.7180.0416	MAINT AND REPAIR	0.00	15,400.28	20,000.00	50,066.16	29,890.83	20,000.00	20,000.00		0.00%
SL.7180.0430	PROGRAM EXPENSE	0.00	0.00	1,000.00	1,000.00	0.00	1,000.00	1,000.00		0.00%
SL.7180.0450	WATER PURCHASE	0.00	0.00	0.00	0.00	33.41				0.00%
SL.7180.0467	INSURANCE	0.00	1,500.00	0.00	0.00	0.00				0.00%
<b>Total Dept 7180</b>	<b>BEACH &amp; POOL FACILITIES</b>	<b>0.00</b>	<b>16,900.28</b>	<b>23,000.00</b>	<b>53,066.16</b>	<b>30,337.71</b>	<b>23,000.00</b>	<b>23,000.00</b>	<b>0.00</b>	<b>0.00%</b>
<b>Dept 9901</b>	<b>TRANSFERS TO OTHER FUNDS</b>									
SL.9901.0903	TRANSFER TO GENERAL FUND	2,000.00	2,500.00	2,750.00	2,750.00	2,750.00	2,750.00	2,750.00		0.00%
<b>Total Dept 9901</b>	<b>TRANSFERS TO OTHER FUNDS</b>	<b>2,000.00</b>	<b>2,500.00</b>	<b>2,750.00</b>	<b>2,750.00</b>	<b>2,750.00</b>	<b>2,750.00</b>	<b>2,750.00</b>	<b>0.00</b>	<b>0.00%</b>
<b>Grand Total</b>		<b>2,000.00</b>	<b>19,400.28</b>	<b>25,750.00</b>	<b>55,816.16</b>	<b>33,087.71</b>	<b>25,750.00</b>	<b>25,750.00</b>	<b>0.00</b>	<b>0.00%</b>

**NOTE: One or more accounts may not be printed due to Account Table restrictions.**

## EMPLOYEE SALARY INFORMATION

The following is a listing by department of all employees and their salaries for the past two years, current year and budgeted year. Permanent Part Time employees have also been included in this listing.

With the exception of elected officials, department heads, appointed staff, part time employees and police officers, all employees are part of the Civil Service Employees' Association and are paid according to the bargaining agreement's salary schedules that reflect job titles in increments of five annual steps.

The Police Benevolent Association bargaining unit represents the police officers, detectives and sergeants. The lieutenants are represented by the Superior Officers bargaining unit.

Salaries are reflected in accordance with the applicable agreement.



### Full Time Positions Budgeted

Department	2020	2020-2021 Changes	2021	2021-2022 Changes	2022	2022-2023 Changes	2023	Explanation
Assessor	4		4		4			
Building Department	9		9		9			
Central Garage	3		3		3			
Engineering	5		5		5			
Finance	6		6		6	+1	7	+ Manager Information Systems
Highway	32		32		32			
Library	16	-1	15		15			Librarian II unfunded
Nutrition	8		8		8			
Parks	14		14		14			
Recreation	5	+1	6		6			
Planning	4		4		4			
Police (Civilians)	9		9		9			
Police (Uniformed)	59		59		59	+2	61	+ 2022 SRO YCSD Crompond / 2023 Officer
Refuse & Recycling	12		12	1	13			
Section 8 Housing	1		1		1			
Sewer	10		10		10			
Supervisor	3		3		3			
Tax Office	2		2		2			
Town Attorney	1		1		1			
Town Board	4		4		4			
Town Buildings	8		8		8			
Town Clerk	4		4	1	5			
Town Court	7		7		7			
Water District	20		20		20			
<b>Totals</b>	<b>246</b>	<b>0</b>	<b>246</b>	<b>2</b>	<b>248</b>	<b>3</b>	<b>251</b>	

Department	Name	Grade	Sch	Step	Other Pay	Ann Hours	2023 Salary	2022 Salary	21 Salary	2020 Salary	Hire Date	Longevity
<b>ASSESSOR</b>												
Assessor	Kim Penner					1,820	141,285	137,839	127,648	118,193	03/20/00	1,750
Deputy Assesor	Cheryl Kastuk	XIV	A1	5		1,820	91,572	89,339	87,160	85,034	02/11/13	1,150
Assessment Clerk	Paula Alicea	X	A1	5		1,820	75,103				03/21/16	250
Assessment Assistant		VIII	A1	5		1,820	69,094	67,409	65,765	64,161		
Senior Account Clerk		XI	A1	5		1,820		78,331	70,962	69,232		
<b>BUILDING</b>												
Building Inspector	John Landi					1,820	139,400	136,000	130,201	122,147	08/28/17	250
Asst Building Inspector	Richard Falcone	XVI	A1	5		1,820	102,008	99,520	97,092	94,724	03/09/20	
Asst Building Inspector	Steven J Fraietta	XVI	A1	5		1,820	102,008	99,520	97,092	94,724	11/10/21	
Asst Building Inspector	Edward Kolisz	XVI	A1	4		1,820	97,846	99,520	97,092	94,724	08/09/10	1,250
Sr Office Assistant Office Manager	Nsreen Khoury	X	A1	5		1,820	75,103	73,271	71,485	69,741	03/18/22	
Office Assistant Auto Systems		VIII	A1	1		1,820	56,085	67,409	65,765	64,161		
Intermediate Clerk	Brianna Marji	III	A1	3		1,820	49,991	46,007	47,583	41,148	06/08/21	
Fire Inspector		XIII	A1	5		1,820	87,817	85,675	83,586	81,547		
Code Enforcement	Jason Zeif	XI	A1	5		1,820	80,290	78,331	76,421	74,557	03/26/12	1,150
<b>CENTRAL GARAGE</b>												
Lead Maintenance Mechanic	David Doherty	XV	A	5	900	1,950	90,857	88,641	86,478	84,369	11/20/00	1,750
Senior Auto Mechanic	John W. Winter	XIII	A	5	900	1,950	81,545	79,556	77,616	75,723	08/27/12	1,150
Auto Mechanic	Mark Alexander	XII	A	4	900	1,950	75,307	70,463	65,791	72,827	12/16/19	
<b>CONSERVATION BD</b>												
Intermediate Clerk PT									15,600	15,600		
<b>ENGINEERING</b>												
Town Engineer	Dan Garcia					1,820	152,341	148,625	145,000	156,000	08/04/21	
Assistant Civil Engineer	William Batista	XVII	A1	5		1,820	107,411	104,792	102,236	95,707	01/23/17	250
Principal Engineering Technician		XV	A1	5		1,820		95,459	93,130	90,859		
CAD/GIS Tecj	Kayla Gusikoff	VI	A1	2		1,820	70,235				04/11/22	
Senior Account Clerk		XI	A1	5		1,820			76,421	74,557		
Intermediate Account Clerk	Serafina Bravo	VI	A1	5		1,820	65,038				06/15/22	
Sr Office Assistant Auto Systems	Louise Kobiliak	X	A1	5		1,820	75,103	73,271	71,485	69,741	04/06/94	1,750
<b>FINANCE</b>												
Comptroller	Patricia Caporale				5,000	1,820	143,500	140,000	133,397	125,265	02/17/04	1,750
Deputy Comptroller	Gennelle MacNeil				2,500	1,820	107,625	105,000	96,746	94,386	01/03/17	250
Manager Information Systems		XVI	A1	1		1,820	85,306					
Junior Accountant	Rachel Marchionno	XIII	A1	4		1,820	87,817	82,400	77,193	72,226	07/01/19	
Senior Account Clerk	Sandra Serrano	XI	A1	5		1,820	80,290	78,331	76,421	74,557	03/17/08	1,250
Payroll Clerk	Donna Andrews	XI	A1	5		1,820	80,290	78,331	76,421	74,557	05/13/76	1,750
Intermediate Clerk	Donna Polito	III	A1	5		1,300	40,052	39,076	38,123	37,193	07/01/03	



Department	Name	Grade	Sch	Step	Other Pay	Ann Hours	2023 Salary	2022 Salary	21 Salary	2020 Salary	Hire Date	Longevity
<b>HIGHWAY</b>												
Superintendent	David Paganelli					1,820	<b>135,880</b>	131,336	126,181	126,181	01/01/12	
Secretary	Anne Anderson					1,820	<b>92,078</b>	89,832	87,641	85,503	04/01/94	1,750
Stock Clerk	Angela Cavallo	VII	A1	5		1,820	<b>67,459</b>	65,813	64,208	59,808	01/23/17	250
General Foreman	Michael Grasso	XVII	A	5		1,950	<b>99,738</b>	93,370	87,320	82,023	11/05/12	<b>1,150</b>
Assistant General Foreman	Ted Devlin	XVI	A	5		1,950	<b>94,723</b>	92,413	90,159	87,960	07/08/02	<b>1,750</b>
Lead Maintenance Mechanic	David Nikisher	XV	A	5	900	1,950	<b>90,857</b>	88,641	86,478	84,369	07/15/96	<b>1,750</b>
Road Maintenance Foreman	Thomas McNulty	XIV	A	5		1,950	<b>85,030</b>	82,956	80,933	72,827	08/02/89	<b>1,750</b>
Road Maintenance Foreman	Scott Mills	XIV	A	5		1,950	<b>85,030</b>	82,956	80,933	78,959	03/25/93	<b>1,750</b>
Road Maintenance Foreman		XIV	A	5		1,950	<b>85,030</b>	82,956	80,933	67,422		
Maintenance Mech/Welder		XIII	A	5		1,950	<b>81,545</b>	79,556	77,616	75,723		
Senior Auto Mechanic	Joseph Attardo	XIII	A	2	900	1,950	<b>72,225</b>	79,556	77,616	75,723	07/05/22	
Senior Auto Mechanic	Philip Klein	XIII	A	5		1,950	<b>81,545</b>	79,556	77,616	75,723	12/05/05	1,450
Senior Auto Mechanic		XIII	A	5		1,950	<b>81,545</b>	79,556	77,616	75,723		
Auto Mechanic	Joseph Curro	XII	A	3		1,950	<b>72,225</b>	67,435	65,791	75,723	11/01/21	
Heavy MEO	Nicholas Bernard	XII	A	5		1,950	<b>78,427</b>	76,514	74,648	69,930	03/14/16	250
Heavy MEO	Patricia Dickan	XII	A	5		1,950	<b>78,427</b>	76,514	71,678	64,760	03/14/16	250
Heavy MEO	Dennis Flynn	XII	A	2		1,950	<b>69,121</b>	76,514	74,648	72,827	02/24/20	
Heavy MEO	Peter Goldberg	XII	A	5		1,950	<b>78,427</b>	76,514	74,648	64,760	03/06/13	1,150
Heavy MEO	Nicholas Burns	XII	A	1		1,950	<b>65,995</b>	76,514	71,678	64,760	11/09/15	250
Heavy MEO				5		1,950	<b>78,427</b>	76,514	71,678	64,760		
Tree Trimmer/MEO	Joseph Bergin	XI	A	4		1,950	<b>71,207</b>	72,736	70,962	66,122	04/10/17	250
MEO / Mason	Brian Stam	XI	A	5		1,950	<b>74,555</b>	72,736	70,962	49,044	08/29/16	250
MEO	Michael Batista	X	A	5		1,950	<b>69,740</b>	68,039	63,375	53,989	06/08/15	250
MEO	Kieran Carney	X	A	4		1,950	<b>66,583</b>	68,039	66,379	64,760	12/18/13	1,150
MEO	Kevin Harrigan	X	A	4		1,950	<b>69,740</b>	64,959	60,431	53,989	08/29/16	250
MEO	Robert Reddy	X	A	2		1,950	<b>60,391</b>	68,039	66,379	64,760	01/04/21	
MEO	Michael Stigell	X	A	3		1,950	<b>63,491</b>	68,039	66,379	64,760	04/01/19	
MEO		X	A	3		1,950	<b>63,491</b>	61,942	57,481	53,989		
Laborer	Kareem Holebrook	V	A	5		1,950	<b>58,140</b>	56,722	55,339	53,989	06/14/16	250
Laborer	Nicholas Titka	V	A	5		1,950	<b>58,140</b>	54,105	50,270	46,613	12/17/18	250
Laborer		V	A	5		1,950	<b>58,140</b>	56,722	55,339	53,989		
Laborer		V	A	5		1,950	<b>58,140</b>	56,722	55,339	53,989		

Department	Name	Grade	Sch	Step	Other Pay	Ann Hours	2023 Salary	2022 Salary	21 Salary	2020 Salary	Hire Date	Longevity
<b>LIBRARY</b>												
Director	Yvonne Cech					1,820	<b>126,075</b>	123,000	120,000	105,000	06/01/21	
Staff Assistant	Christine Julian	XIV	A1	5		1,820	<b>91,572</b>	86,067	80,775	64,760	08/11/14	250
Librarian II		XIV	A1							78,959		
Librarian II	Allison Egan	XIV	A1	3		1,820	<b>84,865</b>	79,500	74,425	78,959	03/29/18	250
Librarian II	Maureen Connelly	XIV	A1	5		1,820	<b>91,572</b>	89,339	87,160	78,959	10/15/01	1,750
Librarian II	Ellen Tannenbaum	XIV	A1	5		1,820	<b>91,572</b>	89,339	87,160	78,959	12/12/16	250
Librarian II	Marca McClenon	XIV	A1	5		1,820	<b>91,572</b>	89,339	87,160	78,959	07/03/06	250
Librarian I	Irena Goss	XI	A1	5		1,820	<b>80,290</b>	78,331	76,421	69,231	03/31/03	1,750
Librarian I Children Services	Jane Hennessy	XI	A1	5		1,820	<b>80,290</b>	78,331	76,421	69,231	06/03/13	250
Librarian I	Katt Hsiu	XI	A1	3		1,820	<b>73,583</b>	68,522	63,683	63,452	05/20/21	
Senior Library Clerk	Margaret Groccia	VIII	A1	5		1,820	<b>69,094</b>	67,409	65,765	59,578	02/13/12	1,150
Senior Library Clerk		VIII	A1	2				67,409	65,765	59,578		
Senior Library Clerk		VIII	A1	2				67,409	65,765	59,578		
Library Clerk	Stephanie Elio	IV	A1	5		1,820	<b>59,317</b>	57,870	56,459	51,148	11/18/21	
Library Clerk	Steven Nespolini	IV	A1	2		1,820	<b>50,798</b>				06/09/22	
Library Clerk	Tamarah Hyman	IV	A1	2		1,820	<b>50,798</b>				06/17/22	
Library Assistant	Deborah Sarno	IX	A1	5		1,827	<b>71,077</b>	69,343	64,492	56,708	08/21/06	1,450
Caretaker	Thomas Gallelo	XI	A	5		1,950	<b>74,555</b>	72,736	70,962	69,231	02/13/95	1,750
Various PT positions										230,000		
<b>MUSEUM</b>												
Assistant Curator	Adele Hobby	VII	A1	5	5,000	1,300	<b>48,185</b>	47,000	45,863	44,744	07/03/01	
Intermediate Clerk PT	Helen Lynch					832	<b>12,841</b>	13,162	12,841	12,841	04/01/19	
<b>NUTRITION</b>												
Site Manager	Noreen O'Driscoll					1,820	<b>102,736</b>	100,230	95,400	90,000	08/15/88	1,250
Intermediate Clerk	Terri Campanaro	VIII	A1	5		1,560	<b>59,223</b>	57,779	53,711	49,836	03/08/16	250
Chauffeur	David Humphrey	V	A	5		1,690	<b>50,195</b>	49,159	47,960	46,790	03/18/13	1,150
Chauffer	Sonja Mejia	V	A	4		1,560	<b>44,196</b>	41,222	38,223	35,329	11/25/19	
Chauffeur	Katherine Sotomayor	V	A	4		1,560	<b>44,196</b>	41,222	38,223	35,329	09/12/19	
Chauffer		V	A	5		1,560	<b>46,334</b>	45,378	44,271	43,191		
Cook	Franz Rom	VIII	A	5		1,690	<b>55,391</b>	54,248	52,925	51,364	10/08/15	250
Assistant Cook	LeArtis El	VI	A	5		1,690	<b>52,138</b>	51,062	49,817	48,602	10/16/13	1,150
Part Time						835.2			23,700	21,985		

Department	Name	Grade	Sch	Step	Other Pay	Ann Hours	2023 Salary	2022 Salary	21 Salary	2020 Salary	Hire Date	Longevity
<b>PARKS</b>												
Park Foreman	Barry Gelbman	XV	A	5		1,950	90,857	88,641	86,478	84,369	07/03/95	1,750
Assistant Park Foreman	Dominic Monopoli	XIII	A	5		1,950	81,545	79,556	77,616	75,723	08/05/96	1,750
Maintenance Mechanic	Stephen Melillo	XII	A	5		1,950	78,427	76,514	74,648	72,827	09/10/07	1,450
Maintenance Mechanic Repair	Guido Parks	XI	A	5		1,950	74,555	72,736	70,962	69,231	09/10/07	1,450
Maintenance Mechanic Repair	Scott Ferreira	X	A	5		1,950	74,555	72,736	66,379	64,760	03/26/13	1,150
Maintenance Mechanic Repair	Robert Alfano	XI	A	2		1,950	65,218	72,736	70,962	69,231	03/25/19	
HMEO	Michael Hoek	XII	A	5		1,950	78,427	76,514	74,648	72,827	03/06/89	1,750
Maintenance Worker Pool	Andrew Cerrato	XI	A	5		1,950	74,555	72,736	70,962	69,231	04/14/03	1,750
Park Groundskeeper	Eric Hollberg	X	A	5		1,950	69,740	68,039	66,379	64,760	03/29/99	1,750
Park Groundskeeper	Andrew Bergen	X	A	2		1,950	69,740	68,039	66,379	61,829	03/16/20	
Park Groundskeeper	Richard Williams	X	A	5		1,950	70,008	68,039	66,379	64,760	01/24/00	1,750
Park Groundskeeper		V	A	3		1,950	63,491	58,918	50,270	46,613		
Laborer	Thomas Fonte	V	A	3		1,950	52,815	48,973			04/06/21	
Laborer	Steven Proctor	V	A	2		1,950	50,197	51,527	44,778	44,154	5/23/2022	
<b>PLANNING</b>												
Director	John Tegeder					1,820	149,650	146,000	141,000	135,000	11/03/97	1,750
Planner	Robyn Steinberg	XVII	A1	5	8,000	1,820	107,411	104,792	102,236	99,742	08/05/02	1,750
Assistant Planner-Research		XI	A1	1		1,820	66,907	65,275	76,421	74,557		
Sr Office Assistant Auto Systems	Nancy Calicchia	X	A1	5		1,820	75,103	73,271	68,250	63,492	05/07/18	250
Part Time									12,500			
<b>POLICE (civilian)</b>												
Dispatcher	Beth Sherwood	XI	A	5		1,950	74,555	72,736	70,962	69,231	06/07/11	1,150
Dispatcher	Jane Gullery	XI	A	5		1,950	74,555	72,736	70,962	69,231	07/10/95	1,750
Dispatcher	Timothy Collins	XI	A	5		1,950	74,555	69,470	65,038	60,561	07/24/19	
Office Asst Auto Systems	Michelle Diaco	VIII	A1	5		1,820	69,094	67,409	65,765	64,161	11/20/13	250
Office Asst Auto Systems	Judith Garretto	VIII	A1	5		1,820	69,094	67,409	65,765	64,161	06/12/06	1,450
Office Asst Auto Systems	Christine Corsillo	VIII	A1	5		1,820	69,094	64,230	59,596	55,082	06/03/19	
Community Svc Worker/Animal Warden	Kristin Bohler	VIII	A1	5		1,820	69,094	67,409	62,663	58,142	05/29/18	
Maintenance Worker Repair	Keith Kuttruf	XI	A	5		1,950	74,555	72,736	70,962	69,231	02/28/00	1,750
Cleaner	Jacob Tussel	V	A	2		1,950	50,197	46,389	55,339	53,989	09/22/21	

Department	Name	Grade	Sch	Step	Other Pay	Ann Hours	2023 Salary	2022 Salary	21 Salary	2020 Salary	Hire Date	Longevity
<b>POLICE (Uniform)</b>												
Chief	Robert Noble					2,088	<b>193,612</b>	188,430	182,942	173,978	04/06/94	12,000
Lieutenant #3	Justin Foley					2,088	<b>160,413</b>	156,500	152,683	145,202	10/15/02	<b>6,215</b>
Lieutenant #1	James Graham					2,088	<b>160,413</b>	156,500	152,683	145,202	06/30/92	<b>9,371</b>
Lieutenant #2	Sgroi, Kenneth					2,088	<b>160,413</b>	156,500	152,683	145,202	03/06/09	<b>1,511</b>
Lieutenant #3						2,088	<b>160,413</b>					
Sergeant #1	Dillion, Paul					2,088	<b>136,657</b>	133,324	130,072	125,946	08/19/03	2,750
Sergeant #2	DiPetrantonio, Anthony					2,088	<b>136,657</b>	133,324	130,072	125,946	08/01/08	1,775
Sergeant #3	Kolkman, Timothy					2,088	<b>136,657</b>	133,324	130,072	125,946	01/04/08	1,775
Sergeant #4	Racioppo, Matthew					2,088	<b>136,657</b>	133,324	130,072	125,946	03/26/12	1,400
Sergeant #5	Rapisarda, Mark				7,300	2,088	<b>136,657</b>	133,324	130,072	125,946	04/05/05	2,025
Sergeant #6	Sansone, Samuel					2,088	<b>136,657</b>	133,324	130,072	125,946	06/07/06	2,025
Sergeant #7	Scatola, Craig				1,200	2,088	<b>136,657</b>	133,324	130,072	125,946	08/02/04	2,025
Sergeant #8	Woodard, Michael					2,088	<b>136,657</b>	133,324	130,072	125,946	05/07/14	1,050
Detective #1	Beyer, Thomas				3,832	2,088	<b>131,907</b>	128,691	125,552	121,569	01/06/14	1,050
Detective #2	Caprio, Michael					2,088	<b>131,907</b>	128,691	125,552	121,569	09/19/13	1,400
Detective #3	Nadoraski, Tommy					2,088	<b>131,907</b>	128,691	125,552	121,569	01/24/06	3,000
Detective #4	Noone, Ryan					2,088	<b>131,907</b>	128,691	125,552	121,569	01/04/08	1,775
Detective #5	Sage, Scott					2,088	<b>131,907</b>	128,691	125,552	121,569	01/25/96	3,000
Detective #6 DARE	Finn, Richard					2,088	<b>131,907</b>	128,691	125,552	121,569	05/19/99	3,000
Police Officer	Battista, John			5		2,088	<b>118,829</b>	115,932	113,104	97,555	01/06/17	500
Police Officer	Campion, Michael			5	3,832	2,088	<b>118,829</b>	115,932	113,104	109,516	08/03/15	1,050
Police Officer	Chapparo, Christian			5		2,088	<b>118,829</b>	115,932	100,751	85,523	12/19/18	1,050
Police Officer	Charles, Tiffany			5		2,088	<b>92,796</b>	77,832	113,104	109,516	09/29/21	
Police Officer	Curtin, Timothy			5		2,088	<b>118,829</b>	115,932	113,104	109,516	08/03/15	1,050
Police Officer	Curtis, Daniel			5		2,088	<b>118,829</b>	115,932	113,104	109,516	12/21/16	1,050
Police Officer	David, Daniel			5		2,088	<b>118,829</b>	115,932	100,751	85,523	11/03/16	500
Police Officer	DiNotte, Domenico			3		2,088	<b>92,796</b>	115,932	100,751	85,523	12/29/21	
Police Officer	Doerr, Robert			5		2,088	<b>118,829</b>	115,932	113,104	109,516	08/19/03	2,425
Police Officer	Doherty, John			5		2,088	<b>118,829</b>	115,932	113,104	109,516	01/06/16	1,050
Police Officer	Ellsworth, Max			5		2,088	<b>118,829</b>	115,932	113,104	109,516	08/10/16	1,050
Police Officer	Fortunato, Keith			5		2,088	<b>118,829</b>	115,932	113,104	109,516	03/24/14	1,050
Police Officer	Garcia, Angel			5		2,088	<b>118,829</b>	115,932	113,104	109,516	08/01/08	2,025
Police Officer	Gregorio, Devon			5		2,088	<b>118,829</b>	115,932	113,104	109,516	07/06/16	1,050
Police Officer	Guilbert, Samantha			5		2,088	<b>118,829</b>	115,932	113,104	97,555	08/09/17	1,050

Department	Name	Grade	Sch	Step	Other Pay	Ann Hours	2023 Salary	2022 Salary	21 Salary	2020 Salary	Hire Date	Longevity
<b>POLICE continued</b>												
Police Officer	Hannigan, James			5		2,088	<b>118,829</b>	115,932	113,104	109,516	12/21/16	1,050
Police Officer	Houlihan, Colin			5		2,088	<b>118,829</b>	115,932	113,104	85,523	03/21/18	1,050
Police Officer	Kaen, Daniel			5		2,088	<b>118,829</b>	115,932	113,104	109,516	03/26/12	1,400
Police Officer	Lizarzaburu, Guillermo			4		2,088	<b>118,829</b>	103,269	88,325	73,525	07/03/19	
Police Officer	Madaus, Michael			5		2,088	<b>118,829</b>	115,932	113,104	109,516	7//28/06	2,025
Police Officer	Montero, Brandon			3		2,088	<b>92,796</b>	115,932	113,104	109,516	05/13/22	
Police Officer	Mullen, Timothy			5		2,088	<b>118,829</b>	115,932	113,104	109,516	07/06/16	1,050
Police Officer	Mundy, Brian			5		2,088	<b>118,829</b>	115,932	113,104	109,516	06/07/06	2,025
Police Officer	Murphy, Thomas			4		2,088	<b>105,852</b>	90,533	113,104	109,516	04/26/21	
Police Officer	Nicholson, Brian			5		2,088	<b>118,829</b>	115,932	113,104	109,516	07/27/07	1,775
Police Officer	Nuccilli, Carl			3		2,088	<b>92,796</b>	115,932	113,104	109,516	01/26/22	500
Police Officer	Odar, Luis					2,088	<b>92,796</b>	115,932	113,104	109,516	07/13/22	1,050
Police Officer	Pagliuca, Joyce			4		2,088	<b>118,829</b>	103,269	88,325	73,525	07/19/19	
Police Officer	Palladino, Gregory			5		2,088	<b>118,829</b>	115,932	113,104	109,516	08/03/15	1,050
Police Officer	Pavletich, Robert			5		2,088	<b>118,829</b>	115,932	113,104	109,516	02/07/07	2,025
Police Officer	Pawelski, Joseph			3		2,088	<b>92,796</b>	115,932	113,104	109,516	09/07/22	
Police Officer	Peters, Donald			5		2,088	<b>118,829</b>	115,932	113,104	109,516	08/07/01	2,425
Police Officer	Pietraniello, Michael			5		2,088	<b>118,829</b>	115,932	113,104	109,516	03/22/00	3,000
Police Officer	Premuto, Jerry			5		2,088	<b>118,829</b>	115,932	100,751	73,525	07/27/18	
Police Officer	Rana, Carter			5		2,088	<b>118,829</b>	103,269	88,325	73,525	07/03/19	500
Police Officer	Rohr, Robert			5		2,088	<b>118,829</b>	115,932	113,104	109,516	04/27/15	1,050
Police Officer	Schmelmer, Brandon			4		2,088	<b>105,852</b>	90,533	75,934	56,405	12/01/20	
Police Officer	Tillstrand, Michael			5		2,088	<b>118,829</b>	115,932	113,104	109,516	10/29/14	2,025
Police Officer	Uhl, Michael			4		2,088	<b>118,829</b>	103,269	88,325	73,525	07/19/19	
Police Officer	Viuoso, Michael			5		2,088	<b>118,829</b>	115,932	100,751	85,523	12/12/18	1,400
Police Officer				1		2,088	<b>49,962</b>	115,932	113,104	109,516		
Police Officer				1		2,088	<b>49,962</b>	115,932	113,104	109,516		
*Other Pay consists of clothing allowance, college incentive pay, holiday pay, vacation sell back, sick sell back, and sick reward bonus.												
<b>RECREATION</b>												
Superintendent	James Martorano, Jr					1,820	<b>118,458</b>	115,569	112,750	110,000	09/09/19	
Assistant Superintendent						1,820	<b>89,303</b>	87,125	92,250	90,000		
Assistant Superintendent						1,820				90,000		
Senior Recreation Leader	Deanna Peterson	XI	A1	3		1,820	<b>73,586</b>	68,522	47,582	46,422	10/20/20	
Recreation Assistant	Marissa Lieto	III	A1	3		1,820	<b>49,991</b>	46,007			06/07/21	
Senior Office Asst-Rec	Jessica Bambach	X	A1	5		1,820	<b>75,103</b>	73,271	71,485	69,741	04/24/89	1,750
Office Assistant Auto Systems	Patty Marino	VIII	A1	4		1,820	<b>65,836</b>	67,409	65,765	64,161	05/23/22	
Rec Assistant PT	Erin Moran					832	<b>14,976</b>	14,976	13,363	13,363		

Department	Name	Grade	Sch	Step	Other Pay	Ann Hours	2023 Salary	2022 Salary	21 Salary	2020 Salary	Hire Date	Longevity
<b>REFUSE &amp; RECYCLING</b>												
General Foreman	Philip Marino				19,841	1,820	99,738	97,306	91,093		01/04/21	
Sr Office Assistant Auto Systems		X	A1	5		1,820				69,741		
Office Assistant Auto Sys	Kristin Scherrer	VIII	A1	5		1,820	69,094	67,409	62,663	58,142	04/12/18	250
Office Assistant Auto Sys	Nicole Fasce	VIII	A1	2		1,820	59,317	53,913			01/24/22	
Lead Maintenance Mechanic	Michael Samuels	XV	A	5		1,950	90,857	88,641	86,478	84,369	08/17/98	1,750
Maintenance Mechanic Sanitation	Andrew Heady	XIII	A	4		1,950	78,427	79,556	77,616	75,723	07/12/00	1,750
Sr Auto Mechanic	Antonio Cambareri	XIII	A	5	900	1,950	81,545	79,556	77,616	75,723	09/17/07	1,450
MEO	Vincent Ambrosino	X	A	5		1,950	69,740	68,039	66,379	64,760	07/01/96	1,750
MEO	Scott Baldwin	X	A	5		1,950	69,740	68,039	66,379	64,760	01/21/97	1,750
MEO	Matthew Hoek	X	A	3		1,950	63,491	58,918	66,379	64,760	12/03/18	250
MEO	Jeffrey Rosenstrach	X	A	5		1,950	69,740	68,039	66,379	64,760	08/22/88	1,750
Laborer	Thomas Pisano	V	A	2		1,950	50,197	54,105	50,270	46,613	6/27/2022	
Laborer	Douglas Paget	V	A	5		1,950	58,140	56,722	55,339	53,989	06/30/03	1,750
Laborer	Stephen Lennox	V	A	2		1,950	50,197	54,105	50,270	46,613	04/11/22	
<b>SECTION 8 HOUSING</b>												
Director	Sandrine Nseng					1,820	111,418	108,700	105,000	99,500	08/07/21	
<b>SEWER</b>												
Asst Wastewater Treatment Plant Supt	Michael J Antonucci Jr	XVI	A	5	20,000	1,950	94,723	92,413	90,159	87,960	11/29/21	
Wastewater Trmt Plant Oper Gr 3	Kyle Gulitz	XIV	A	5		1,950	81,917	76,881			08/15/05	1,450
Sewer Maint Foreman	Michael Carducci	XIV	A	5		1,950	85,030	82,956			03/06/89	1,750
Heavy MEO	Anthony Cuccovia	XII	A	5		1,950	78,427	76,514	74,648	72,827	05/16/88	1,750
Maintenance Worker Mech	Frank Rendina	XII	A	5		1,950	78,427	76,514	74,648	72,827	07/07/08	1,250
Maintenance Worker Mech	Daniel Moran	XII	A	5		1,950	78,427	76,514	74,648	72,827	10/19/98	1,750
Maintenance Worker Mech	Charles Chase	XII	A	5		1,950	78,427	76,514	74,648	72,827	09/16/03	1,750
Maintenance Worker Mech/Electrician	Carl LaDuca	XII	A	5		1,950	78,427		74,648	72,827	06/02/10	1,250
Sewer Maintenance Worker	Richard Flocco	X	A	5		1,950	69,740	68,039	66,379	64,760	12/25/95	1,750
Sewer Maintenance Worker	Vincent Calicchia	X	A	5		1,950	69,740	68,039	66,379	64,760	3/3/2016	250
Sewer Maintenance Worker		X	A	5		1,950		68,039	66,379	64,760		
Sewer Maintenance Worker		X	A	5		1,950			66,379	64,760		
<b>SUPERVISOR</b>												
Supervisor	Matthew Slater					1,820	124,361	124,361	121,328	121,328	01/01/20	
Confidential Secretary	Jenna Belcastro					1,820	95,742	93,407	91,129	88,906	01/01/20	
Human Resource	Margaret Gspurning					1,820	125,904	122,833	119,837	113,987	10/01/08	1,250

Department	Name	Grade	Sch	Step	Other Pay	Ann Hours	2023 Salary	2022 Salary	21 Salary	2020 Salary	Hire Date	Longevity
<b>TAX OFFICE</b>												
Receiver of Taxes	Barbara Korsak					1,820	<b>111,563</b>	108,842	103,598	97,733	10/22/08	1,250
Assessment/Tax Aide	Lori Rotunno	VI	A1	5		1,820	<b>65,038</b>	63,451	61,904	60,394	05/19/14	250
Senior Clerk PT										28,000		
<b>TOWN ATTORNEY</b>												
Office Assistant Auto Systems	Kyra Brunner	VIII	A1	4		1,820	<b>65,836</b>	61,085	56,459	64,161	07/08/20	
<b>TOWN BOARD</b>												
Councilperson	Sergio Esposito					1,560	<b>20,566</b>	20,064	19,575	19,575	01/01/22	
Councilperson	Thomas Diana					1,560	<b>20,566</b>	20,064	19,575	19,575	03/22/15	
Councilperson	Luciana Haughwout					1,560	<b>20,566</b>	20,064	19,575	19,575	01/01/22	
Councilperson	Ed Lachterman					1,560	<b>20,566</b>	20,064	19,575	19,575	01/01/16	
<b>TOWN BUILDINGS</b>												
Lead Maintenance Mechanic Repair	Al Pisano	XV	A	5		1,950	<b>90,857</b>	88,641	86,478	84,369	04/03/06	1,450
Maintenance Mechanic / Mason	Christopher Moran	XI	A	5	1,000	1,950	<b>74,555</b>	69,470	65,038	60,561	11/20/17	250
Maintenance Mechanic Repair	Daniel Cruz	XI	A	5		1,950	<b>74,555</b>	72,736	70,962	69,231	07/01/02	1,750
Maintenance Mechanic Repair	Paul Colarusso	XI	A	5		1,950	<b>74,555</b>	72,736	70,962	69,231	03/18/15	1,150
Maintenance Worker Repair	Steven Vitulli	XI	A	5		1,950	<b>74,555</b>	72,736	70,962	69,231	07/15/02	1,750
Skilled Laborer	Michael Hoy	IX	A	4	1,000	1,950	<b>62,918</b>	56,722	55,339	53,989	03/11/13	250
Skilled Laborer	Victor Contreras Bermeo	IX	A	3	1,000	1,950	<b>59,807</b>	54,105	50,270	46,613	07/01/19	
Senior Clerk	Suzanne Weiner	VII	A1	3		1,820	<b>68,374</b>	63,451	64,208	62,642	04/05/21	
<b>TOWN CLERK</b>												
Town Clerk	Diana L. Quast					1,820	<b>107,878</b>	105,247	102,680	102,680	01/01/90	
Deputy Town Clerk	Maura Weissleder					1,820	<b>86,151</b>	84,050	82,000	80,000	01/18/16	250
Intermediate Clerk	Elena Panagi	III	A1	5		1,820	<b>56,073</b>	54,706	53,372	52,070	07/01/02	1,750
Intermediate Clerk	Kim Hughes	III	A1	3		1,820	<b>49,991</b>	46,007			06/14/21	
Messenger	Kathie Nicholson	III	A1	5		1,820	<b>56,073</b>	54,706	53,372	52,070	06/24/02	1,750
Records Mangement Clerk PT		IV	A1	5					27,423	24,843		

Department	Name	Grade	Sch	Step	Other Pay	Ann Hours	2023 Salary	2022 Salary	21 Salary	2020 Salary	Hire Date	Longevity
<b>TOWN COURT</b>												
Justice	Gary Raniolo					780.0	41,000	40,000	33,126	33,126	01/01/12	
Justice	Aviah Cohen-Pierson					780.0	41,000	40,000	33,126	33,126		
Court Clerk	Maria Ricci					1,820	106,600	104,000	94,244	91,945	11/10/08	1,250
Court Clerk	Yolanda Vazquez					1,820	92,522	90,265	81,732	79,739	06/18/12	1,150
Assistant Court Clerk	Tara Guerrero	VIII	A1	5		1,820	69,094	67,409	65,765	64,161	11/30/15	250
Assistant Court Clerk	Peggiann Thorp	VIII	A1	5		1,820	69,094	67,409	65,765	64,161	02/24/14	250
Assistant Court Clerk	Shane Enea	VIII	A1	5		1,820	69,094	67,409	65,765	64,161	12/02/13	
<b>WATER</b>												
Distribution Superintendent	Kenneth Rundle					1,820	141,422	137,973	131,325	125,000	04/15/87	1,750
Senior Account Clerk	Maria DeRubeis	XI	A1	5		1,820	80,290	78,331	76,421	74,557	08/27/07	1,450
Office Assistant Automated Systems		VIII	A1	1		1,820	56,301	43,231	42,177	41,148		
Intermediate Typist PT						832.0		12,716	12,716	12,716		
Assistant Distribution Superintendent	Paul Vasillo	XVI	A	5		1,957.5	94,723	92,413	86,479	84,369	6/21/99	1,750
Water Maintenance Foreman		XIV	A	5		1,950	85,030	82,956	69,108	78,959		
Water Meter Maintenance Foreman	James Waterhouse	XIV	A	2		1,950	75,725	79,919	77,970	73,176	12/18/01	1,750
Assistant Water Maintenance Foreman	Jeffrey Dahlke	XIII	A	5		1,950	81,545	79,556	77,616	75,723	03/06/89	1,750
Heavy MEO	Thomas Lagatella	XII	A	5		1,950	78,427	76,514	74,648	72,827	03/03/14	250
Heavy MEO	Adam Cerrato	XII	A	5		1,950	78,427	76,514	74,648	72,827	07/30/07	1,450
MEO	Bryan O'Keefe	X	A	5		1,950	69,740	68,039			12/15/2017	250
Auto Mechanic	James Morgan	XIII	A	5	900	1,950	81,545	79,556	77,616	75,723	02/17/93	1,750
Water Maintenance Worker I	Michael Hecker	XII	A	3		1,950	72,225	67,435	74,648	72,827	03/22/21	
Water Maintenance Worker I	Douglas Neeson	XII	A	5		1,950	78,427	76,514	74,648	72,827	06/13/05	1,450
Water Maintenance Worker I	Anthony Mastrogiovanni	XII	A	2		1,950	69,121	76,514	74,648	72,827	06/02/10	
Water Maintenance Worker II	Jeffrey Baumeister	X	A	5		1,950	69,740	68,039	66,379	64,760	06/18/07	1,450
Water Maintenance Worker II	Giulio Eliseo	X	A	4		1,950	66,583	64,959	66,379	61,829	10/23/17	250
Meter Reader	John VanDeBrook	V	A	5		1,950	58,140	56,722	55,339	53,989	10/22/07	1,450
Meter Reader	Mark Bistro	V	A	5		1,950	58,140	56,722	52,785	49,044	05/02/07	1,450
Water Service Worker		X	A	5		1,950	69,740	68,039	66,379	64,760		
Water Service Worker		X	A	5		1,950						
Laborer	Jake Vaccaro	V	A	5		1,950	58,140	56,722	52,785	46,613	12/17/2018	250
Laborer		V	A	5		1,950			55,339	51,498		



# YORKTOWN HEIGHTS FIRE DISTRICT

## ANNUAL BUDGET FOR THE YEAR 2023

PERSONNEL SERVICES	\$	55,000
MAINTENANCE AND SERVICES		723,771
ALLOCATED RESERVES		480,000
BOND & BOND INTEREST PAYMENTS		474,375
SERVICE AWARDS		30,000
INSURANCE		<u>188,000</u>
TOTAL BUDGET		\$ 1,951,146
LESS ANTICIPATED REVENUES & APPROPRIATIONS		(300)
<b>TO BE RAISED BY TAX</b>		<b><u><u>\$ 1,950,846</u></u></b>

Dated October 18, 2022

Signed, approved and requested by the Yorktown Board of Fire Commissioners

<p><b>Arthur Orneck</b></p> <p><b>Charles Moseman</b></p> <p><b>Martin McGannon</b></p> <p><b>David Klaus</b></p> <p><b>Jason Swart</b></p>	<p>Town Clerk's Office</p> <p>NOV 02 2022</p> <p>Diana L. Quast, Town Clerk Town of Yorktown, New York</p>
---	--

**Yorktown Heights Fire District  
Budget  
2023**

	<u>2022 Est</u>	<u>2022 Budget</u>	<u>2023 Budget</u>
Ordinary Income/Expense			
Income			
Real Property Taxes	1,513,069.00	1,513,069.00	1,950,846.00
Interest	400.00	300.00	300.00
Insurance Recoveries - Apparatus = \$10,893 / B&G = \$3,500	22,993.16		
Miscellaneous Revenue - CC Rewards	141.60		
Appropriation Carryover - Boat Grant trf to ROV Grant	21,070.00		
Total Income	<u>1,557,673.76</u>	<u>1,513,369.00</u>	<u>1,951,146.00</u>
Expense			
Fire Protection Contractual			
Annual Inspection	5,000.00	5,000.00	5,000.00
Apparatus Expense	220,000.00	150,000.00	200,000.00
Apparatus - Insurance Recoveries Expense	10,893.00	0.00	0.00
Buildings & Grounds	99,500.00	90,000.00	90,000.00
Buildings & Grounds - Insurance Recoveries Expense	3,500.00	0.00	0.00
Certiorari	5,000.00	5,000.00	5,000.00
Dues	1,349.61	2,000.00	2,000.00
Election Expense	1,000.00	1,000.00	1,000.00
Professional Fees	43,500.00	50,000.00	50,000.00
Medical/Physical Fitness	21,760.00	25,000.00	25,000.00
Dry Hydrant	0.00	10,000.00	10,000.00
Equipment-Purchases	60,502.00	60,000.00	60,000.00
Equipment-Repairs/Maintenance	39,651.13	40,000.00	40,000.00
Equipment-Dive Team	5,649.00	12,000.00	12,000.00
Radio-Equipment	9,128.60	9,128.60	6,000.00
Radio-Repairs/Maintenance	6,552.66	6,552.66	5,000.00
Insurance-General	82,260.52	82,260.52	90,000.00
IT	12,906.00	15,000.00	15,000.00
Training & Meetings	6,787.40	8,058.22	10,000.00
Stationery & Postage	1,760.80	2,000.00	2,000.00
Miscellaneous-Notices	2,960.76	3,000.00	3,000.00
Recruitment	3,000.00	3,000.00	3,000.00
Rent	79,800.00	79,800.00	82,000.00
Uniforms	3,975.00	4,000.00	4,000.00
Supplies	19,562.51	19,563.00	19,563.00
Telephone	14,989.36	15,000.00	15,000.00
Utilities	24,999.72	25,000.00	40,000.00
Contingency Fund	0.00	0.00	5,000.00
Total Fire Protection Contractual	<u>785,988.07</u>	<u>722,363.00</u>	<u>799,563.00</u>
Retirement	6,600.00	12,000.00	10,000.00
Service Awards Admin. Expenses	2,200.00	2,200.00	2,200.00
Service Awards Contributions	14,825.11	27,800.00	27,800.00
Payroll Expense	54,000.00	54,000.00	55,000.00
Taxes-Payroll	4,131.00	4,131.00	4,208.00
Insurance-Workers Comp.	69,533.69	80,000.00	80,000.00
Insurance-Life	17,145.52	18,000.00	18,000.00
Bond - Station #2	150,000.00	150,000.00	150,000.00
Interest-Bond - Station #2	12,875.00	12,875.00	12,875.00
Bond - Apparatus	0.00	0.00	140,000.00
Interest-Bond - Apparatus	0.00	0.00	171,500.00

	2022 Est	2022 Budget	2023 Budget
<b>Reserve Funds</b>			
Apparatus Reserve	250,000.00	250,000.00	300,000.00
Communication Reserve	75,000.00	75,000.00	75,000.00
Repair Reserve	45,000.00	45,000.00	45,000.00
Ladder Reserve	60,000.00	60,000.00	60,000.00
Total Reserve Funds	430,000.00	430,000.00	480,000.00
Total Expense	1,547,298.39	1,513,369.00	1,951,146.00
Net Ordinary Income	10,375.37	0.00	0.00

Tax Levy Limit Calculation (Tax Cap)	
Real Property Tax Levy FYE 2022	1,513,069
Tax Base Growth Factor 1.0046	1,520,029
(\$1,513,069 x 1.0106)	
Allow. Levy Growth Factor 1.0200	1,550,430
(1,513,069 x 1.0156)	
Available Carryover from FY 2022	0
Tax Levy Limit	1,550,430
Over/(Under) Tax Levy Amount	400,416

25.83%

**RESOLUTION PURSUANT TO GENERAL  
MUNICIPAL LAW 3-c subd(5) RELATED TO  
2% TAX LEVY CAP**

WHEREAS, the Board of Fire Commissioners of the Yorktown Heights Fire District having duly and carefully considering the public safety and fire protection needs of the residents and taxpayers of the Yorktown Heights Fire District for fiscal year 2023, and

WHEREAS, after such careful consideration, the recurring, regular and other operating costs and obligations of the Yorktown Heights Fire District require it to exceed the tax levy cap imposed on the Yorktown Heights Fire District pursuant to General Municipal Law 3-c in order to maintain the level of fire protection and emergency services to the residents and taxpayers of the Yorktown Heights Fire District which is in the best interests of such residents and taxpayers as determined by the Board of Fire Commissioners of the Yorktown Heights Fire District, and

WHEREAS, General Municipal Law 3-c subdivision 5 requires a fire district to adopt a resolution approved by 80 percent of the total voting power of such body, to override such limit,

NOW, THEREFORE IT IS

RESOLVED, that pursuant to the authority of Section 3-c subdivision 5 of the General Municipal Law, whereby a fire district may adopt a budget that requires a tax levy that is greater than the tax levy limit for the coming fiscal year, and prior to the adoption of its proposed and or final budget, the Board of Fire Commissioners of the Yorktown Heights Fire District does hereby override such limit for such coming fiscal year only in order to achieve the purposes of the Yorktown Heights Fire District.

Commissioner moved, Commissioner seconded, and the Board of Fire Commissioners voted as follows:

Name	Voting AYE or NAY
Action by the Yorktown Heights Fire District Board of Fire Commissioners	
Arthur Orneck, Chairman	AYE
Martin McGannon, Commissioner	AYE
Charles Moseman, Commissioner	AYE
David Klaus, Commissioner	AYE
Jay Swart, Commissioner	AYE

The foregoing resolution was thereupon declared duly adopted and approved by 80% percent of the total voting power of such Board of Fire Commissioners.

October 18, 2022

Jeanmarie Klaus  
Secretary  
Yorktown Heights Fire District

**2023 ADOPTED BUDGET**

 Town Clerk's Office

OCT 28 2022

Diana L. Quast, Town Clerk  
Town of Yorktown, New York

**LAKE MOHEGAN FIRE DISTRICT**

Town of Yorktown  
Town of Cortlandt  
County of Westchester

FILE WITH TOWN BUDGET OFFICER

This Budget was approved on October 18, 2022 by the Board of Fire Commissioners

MARK BAUMBLATT  
Commissioner

JOSEPH STEWART  
Commissioner

CHRISTOPHER GRAVIUS JR.  
Commissioner

SUSAN SEE  
Commissioner

ANTHONY IANNONE  
Commissioner

(It is not necessary for the Commissioners to sign this budget, if the Fire District Secretary completes the following certificate).

**This is to certify that the Final Budget was approved by the Board of Fire Commissioners on October 18, 2022**

  
Fire District Secretary

seal

LAKE MOHEGAN FIRE DISTRICT  
2023 BUDGET SUMMARY

TOTAL APPROPRIATIONS	<u>\$9,998,091.00</u>
LESS;	
ESTIMATED REVENUE	<u>\$49,500.00</u>
ESTIMATED APPROPRIATED	
UNRESERVED FUND BALANCE	<u>                    </u>
AMOUNT TO BE RAISED BY REAL PROPERTY TAXES	<u>\$9,948,591.00</u>

TAX APPORTIONMENT  
(to be used when fire district is in more than one town)

TOWN	ASSESSED VALUATION (AV)	EQUILIZATION RATE (ER)	FULL VALUATION (AV/ER)	TOTAL FULL VALUATION PERCENTAGE (1)/(2)	APPORTIONED TAX= (3) X REAL PROPERTY TAX TO BE RAISED
YORKTOWN	\$ 53,203,650	2.12%	\$ 2,509,606,132 (1)	44% (3)	\$4,370,787.82
CORTLANDT	\$ 48,039,700	1.50%	\$ 3,202,646,667 (1)	56% (3)	\$5,577,803.18
TOTAL	\$ 101,243,350		\$ 5,712,252,799 (2)	100%	\$9,948,591.00

\* Must agree with Budget Summary "Amount to be Raised by Real Property Taxes".

TOWN	
YORKTOWN	<u>\$4,370,787.82</u>
CORTLANDT	<u>\$5,577,803.18</u>
TOTAL APPORTIONED	<u>\$9,948,591.00</u>

I certify that the estimates were approved by the fire commissioners on 10/18/2022 (Date)

  
Fire District Secretary

**LAKE MOHEGAN FIRE DISTRICT  
WORKSHEET FOR COMPUTATION OF  
2023 SPENDING LIMITATIONS  
TOWN LAW 176 (18)**

<u>PERSONNEL SERVICES:</u>		<u>CONTRACTUAL &amp; OTHER EXPENSES</u>	
FIREFIGHTERS	\$3,351,145	PUBLIC LIABILITY, PROPERTY DAMAGE & TREASURER'S BOND INSURANCE (407)	\$96,000
CAPTAIN	\$170,000	OFFICE SUPPLIES (409A)	\$5,000
CAREER LIEUTENANTS	\$640,020	POSTAGE & UPS (409B)	\$1,000
OVERTIME	\$473,420	MILEAGE & EZ-PASS (409C)	\$500
. SECRETARY	\$25,000	TRAINING (410A)	\$7,000
TREASURER	\$60,000	CME TRAINING (410B)	\$7,120
TOTAL ( B )	\$4,719,585	FDIC CONFERENCE (410C)	\$5,600
<u>EQUIPMENT:</u>		VEHICLE REPLACEMENT (411)+ (411A)	\$113,511
PURCHASES (408)	\$44,300	ASSN. DUES (412)	\$2,000
EMS SUPPLIES (408A)	\$10,000	UNIFORMS - PPF (413)	\$19,700
REPAIRS (408B)	\$20,000	NEW HIRE EXPENSES (413A)	\$106,000
CHIEF'S REQUEST (408C)	\$92,253	COMMISSIONER ELECTION (414)	\$3,500
CAPTAIN'S REQUEST (408D)	\$41,760	PUBLIC NOTICE (415)	\$2,000
TURNOUT GEAR (408E)	\$69,500	HEATING FUEL/PROPANE(416A)	\$45,000
RADIO EQUIPMENT (408F)	\$1,000	ELECTRIC (416B)	\$42,000
AIR PACKS (408G)	\$110,000	INTERNET SERVICE (416C)	\$8,500
TURN OUT GEAR REPAIR	\$12,000	OTHER UTILITIES (416D)	\$4,000
SERVICE CONTRACTS (435)	\$100,000	BUILDING & GROUNDS(417A)	\$30,000

TOTAL (C)	\$500,813	GROUNDS MAINTENANCE (417B) CONTRACTUAL	\$40,000
		RENT (418)	\$77,664
TOTAL (A)	\$3,876,098	MAINT. SUPPLIES (419)	\$12,000
TOTAL (B)	\$4,719,585	APPARATUS REPAIR (420)	\$200,000
TOTAL (C)	\$500,813	TELEPHONES (423A)	\$19,000
TOTAL (D)	\$901,595	LIGHTPATH (423B)	\$4,500
		TELEPHONE SYSTEM (423C)	\$1,000
		MEDICAL EXAMS (424)	\$25,000
<b>TOTAL</b>	<b>\$9,998,091</b>	PROFESSIONAL FEES(427)	\$15,000
		SUBSCRIPTIONS (430)	\$1,000
		CHIEF'S INSPECTION (431)	
		OFFICE EQUIPMENT (436)	\$2,500
		FIRE POLICE (437)	\$3,000
		CONVENTIONS (438)	\$2,500
		<b><u>TOTAL (D)</u></b>	<b>\$901,595</b>



LAKE MOHEGAN FIRE DISTRICT  
 WORKSHEET FOR COMPUTATION OF  
 2023 SPENDING LIMITATIONS  
 TOWN LAW 176 (18)

FULL VALUATION	\$ 5,712,252.799
SUBTRACT FIRST MILLION OF VALUATION	\$1,000,000
EXCESS OVER FIRST MILLION OF VALUATION	\$5,711,252.799
MULTIPLY ONE MILLION	0.001
EXPENDITURE PERMITTED ON FULL VALUATION ABOVE \$1,000,000	\$5,711,252.80
ADD EXPENDITURE PERMITTED ON FULL VALUATION ABOVE \$1,000,000	\$2,000
EXPENDITURE PERMITTED ON FULL VALUATION	\$5,713,253
ADD AMOUNTS EXCLUDABLE:SERVICE AWARDS PROGRAM (434)	\$245,000
COST OF FUEL FOR EMERGENCY VEHICLES (421A & 421B)	\$70,000
PRINCIPAL & INTEREST ON BONDS, BOND ANTICIPATION NOTES, CAPITAL NOTES & BUDGET NOTES	
INTEREST ON TAX ANTICIPATION NOTE (403)	\$22,000
COMPENSATION OF PAID FIRE DISTRICT OFFICERS, FIRE DEPARTMENT OFFICERS, FIREFIGHTERS AND OTHER PAID PERSONEL OF DISTRICT (400A,400B,400C & 400D)	\$4,719,585
DISTRICT CONTRIBUTIONS TO STATE EMPLOYEES RETIREMENT SYSTEM (402)	\$1,212,000
PAYMENTS TO DISABLED FIREFIGHTERS (207A) (426)	\$218,500
LIABILITY INSURANCE PURSUANT TO VOLUNTEER FIREFIGHTERS BENEFIT LAW, WORKERS COMPENSATION LAW & PAYMENTS REQUIRED AS SELF-INSURED (404)	\$260,000
HOSPITALIZATION & DENTAL PLANS (405A & 405B)	\$1,337,550
ANNUAL AUDIT FEE (PART OF 427)	\$10,000
DISTRICT CONTRIBUTION TO SOCIAL SECURITY/MEDICARE (401)	\$361,048

PAYMENT OF COMPROMISED CLAIMS & JUDGEMENTS	\$40,000
AMOUNTS RECEIVED FROM FIRE PROTECTION CONTRACTS (433)	
APPROPRIATIONS TO RESERVE FUNDS ESTABLISHED PURSUANT TO THE GENERAL MUNICIPAL LAW (406)	\$100,000
INSURANCE PROCEEDS (LOSS OR DAMAGE TO PROPERTY)	\$0
UNEMPLOYMENT INSURANCE CONTRIBUTIONS	\$0
AUTHORIZED INCREASE IN SPENDING LIMITATIONS	\$0
SPENDING LIMITATIONS FOR 2023	\$14,308,936

ESTIMATED REVENUES

	ACTUAL REVENUES 2021	BUDGET AS MODIFIED 2022	PRELIMINARY ESTIMATES 2023	ADOPTED BUDGET 2023
A1081 OTHER PAYMENTS IN LIEU OF TAXES		\$3,015	\$3,015	\$3,015
A2262 FIRE PROTECTION & OTHER SERVICES				
A2401 INTEREST & EARNINGS	\$1,612	\$4,000	\$4,000	\$4,000
A2410 RENTALS				
A2411 VERIZON CELL TOWER LEASE WITH AT&T PAYMENTS	\$28,972	\$27,186	\$27,809	\$27,809
A2660 SALES OF ASSETS	\$2,672			
A2701 REFUNDS OF EXPENDITURES	\$12,006	\$5,000	\$11,666	\$11,666
A2705 GIFTS & DONATIONS				
A2770 MISCELLANEOUS	\$1,180	\$100	\$100	\$100
A3389 STATE AID, OTHER PUBLIC SAFETY (CME RECERTIFICATIONS)	\$1,500	\$4,800	\$3,000	\$3,000
A4389 FEDERAL AID, OTHER PUBLIC SAFETY (specify) FEMA	\$37,372			
A9050.8 UNEMPLOYMENT INSURANCE				
A9060.8 HOSPITAL, MEDICAL & ACCIDENT INSURANCE	\$45,621			
A5031 INTERFUND TRANSFERS				
<b>TOTALS</b>	\$130,934	\$41,086	\$49,590	\$49,590

APPROPRIATIONS

	ACTUAL	BUDGET AS	PRELIMINARY	ADOPTED
	EXPENDITURES 2021	MODIFIED 2022	ESTIMATES 2023	BUDGET 2023
SALARY-TREASURER	\$56,000	\$56,000	\$56,000	\$60,000
SALARY - OTHER	\$4,316,651	\$4,485,125	\$4,663,585	\$4,659,585
OTHER PERSONNEL SERVICES				
A3410.1 TOTAL PERSONNEL SERVICES	\$4,372,651	\$4,541,125	\$4,719,585	\$4,719,585
A3410.2 EQUIPMENT	\$337,311	\$254,267	\$500,813	\$500,813
A3410.4 CONTRACTUAL EXPENDITURES	\$766,627	\$653,562	\$981,595	\$981,595
A1930.4 JUDGEMENTS & CLAIMS	\$43,994	\$347,396	\$40,000	\$40,000
A1989.0 APPROPRIATIONS TO GENERAL FUND			\$100,000	\$100,000
A9010.8 STATE RETIREMENT FUND	\$936,551	\$840,000	\$1,212,000	\$1,212,000
A9025.8 LOCAL PENSION FUND	\$200,000	\$200,000	\$245,000	\$245,000
A9030.8 SOCIAL SECURITY	\$316,391	\$347,396	\$361,048	\$361,048
A9040.8 WORKER'S COMPENSATION	\$209,817	\$260,000	\$260,000	\$260,000
A9060.8 HOSPITAL, MEDICAL & ACCIDENT INSURANCE	\$1,090,921	\$1,098,332	\$1,337,550	\$1,337,550
A9085.8 SUPP. BENEFIT PAYMENTS TO DISABLED FIREFIGHTERS(207A)	\$205,133	\$211,750	\$218,500	\$218,500
A9710.6 REDEMPTION OF BONDS				
A9710.7 INTEREST ON BONDS				
A9760.7 INTEREST ON NOTES	\$6,067	\$22,000	\$22,000	\$22,000
A9901.9 TRANSFER TO OTHER FUNDS				
<b>TOTALS</b>	\$8,485,462	\$8,428,432	\$9,998,091	\$9,998,091