

# TOWN OF YORKTOWN, NY

## 2024 Adopted Budget

For the Year Ending December 31, 2024

Thomas Diana, Town Supervisor

Ed Lachterman, Councilman/Deputy Town Supervisor

Mary Capoccia, Councilwoman

Sergio Esposito, Councilman

Luciana Haughwout, Councilwoman

Gennelle MacNeil, Comptroller



The Town of Yorktown is more than a place to live; it is a way of life.

A vital location in the War for Independence; it is a township that took its name from the battle that decisively cemented our dominance over the British troops. Yorktown was first settled in 1683 as part of Van Cortlandt Manor, and was incorporated in 1788 as our nation was forming the principles of democracy we live by today. There is no doubt; each of us is a part of the history and responsible for upholding the legacy. These freedoms shall be preserved and each citizen should experience the treasures of nature, history, individual respect, neighborhood and learning. As resources and energy allow, each of these gifts from the past will be enriched in the present for those yet to come.

We, as a Town in the State of New York, shall do our best to strive for  
Progress with Preservation.

## Tentative Budget Message



Dear Taxpayer,

This is my first budget that I am presenting to you as Town Supervisor, and I am pleased to propose a 2024 municipal budget that preserves services, improves our infrastructure and beautifies our parks.

It has been an exciting first year as supervisor, and it was wonderful moving through Yorktown and speaking with many of you as I presided over several community accomplishments.

With taxpayer support, we delivered public works that helped elevate Yorktown's profile as a desirable community. We cut new ribbons on the renovated Yorktown Stage; launched a new aeration system at Mohegan Lake to improve water quality; finished our fluoride project; and we invested an additional \$1 million to our road paving and over \$1 million into new equipment. We are in our second year of water meter replacement project and at 65% completion to date.

We must keep this momentum going. Our infrastructure goals in 2024 include raising a portion of Mohegan Avenue to reduce flooding; pave approximately 9 miles\* of our streets; pool upgrades and continue to repair water mains, to alleviate the emergency repairs.

\* Correction to Mileage, original amount of 11 miles has been updated to reflect correct amount of 9 miles

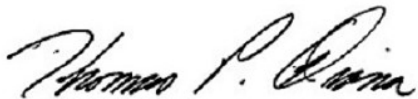
We will pay for these infrastructure improvements through a combination of our fund reserves and one-time revenue sources. Even with the skyrocketing costs of fuel, road salt, construction materials, equipment, contract and employee healthcare/retirement operating expenses, I am pleased to announce a proposed 0% tax increase.

Of course, these past nine months our refuse collection has been a concern for all. We have successfully transitioned to a new contractor, at a cost of less than \$4.50 per month to the taxpayer.

Yorktown's municipal budget represents about 10 percent of your total annual tax bill. I am very conscious of inflation and the economic difficulties that many members of our community face, which is why I am presenting a 2024 budget that respects taxpayers, while maintaining our quality of life and services provided.

In the coming weeks, you will see the Town Board engaged in its due diligence and review of this proposed budget. The budget consideration includes public Town Board meetings with department head discussions. If you have any questions about this process or suggestions on how we can economize our operations, please contact my office.

It's my pleasure to serve you,

A handwritten signature in cursive script that reads "Thomas P. Diana".

Tom Diana  
Supervisor  
Town of Yorktown

## Table of Contents

Budget Procedure		1
Tax Rates and Assessments Narrative		2
Tax Cap Form FYE 12/31/2024		3
2024 Adopted Budget Summary		4
Current Year vs Prior Year Budget Comparison		5
General, Highway, Library Funds % Change in Tax Rate		6
2024 Budgeted Revenues by Fund		7
2024 Budgeted Appropriations by Fund		8
Budgeted Tax Rate Summary General, Highway, Library		9
Taxable Value		10
Tax Implications		11
Tax Exemption Impact Report		12
All Funds - Major Changes to Appropriations		14
Appropriations Comparison 2023 vs. 2024		15
General, Highway, Library Funds Projected 4 Year Financial Model		16
Fund Balance by Category		17
NYS Office of The State Comptroller Fiscal Stress Monitoring		18
Tax Bill Distribution Charts by School District		30
Yorktown Municipal Profile		32
<b>DESCRIPTION</b>	<b>APPROPRIATION</b>	<b>PAGE</b>
<b>General Fund</b>		
Revenue		33
Appropriations:		
Legislative Board	A.1010	37
Justice Court	A.1110	37
Office of the Supervisor	A.1220	38
Comptroller's Office	A.1315	39
Auditor	A.1320	40
Receiver of Taxes	A.1330	40
Purchasing	A.1345	41
Town Assessor	A.1355	41
Town Clerk	A.1410	42

<b>DESCRIPTION</b>	<b>APPROPRIATION</b>	<b>PAGE</b>
Legal	A.1420	43
Engineering	A.1440	44
Elections	A.1450	45
Town Hall	A.1620	45
Yorktown Community & Cultural Center	A.1625	45
Building Maintenance	A.1630	46
Public Safety	A.1640	47
Central Services	A.1670	47
Insurance	A.1910	48
Municipal Association Dues	A.1920	48
Taxes on Town Property	A.1950	48
Refund of Real Property Taxes	A.1964	48
Contingency	A.1990	48
Police Department	A.3120	48
Jail	A.3150	51
Traffic Control	A.3310	51
Building Department	A.3620	51
Health Service	A.4562	52
Highway Administration	A.5010	52
Street Lighting	A.5182	53
Veteran's Services	A.6510	53
Senior Citizen Nutrition Center	A.6772	53
Recreation Administration	A.7020	54
Parks	A.7110	55
Beach / Pool	A.7180	57
Aquatics	A.7190	57
Central Garage	A.7215	57
Family & Special Events	A.7270	59

<b>DESCRIPTION</b>	<b>APPROPRIATION</b>	<b>PAGE</b>
Camp Programs	A.7310	59
Youth Programs	A.7320	59
Museum	A.7450	59
Adult Programs	A.7610	60
Senior Programs	A.7620	60
Zoning	A.8010	60
Planning Department	A.8020	61
Section 8 Housing	A.8030	62
Conservation Board	A.8090	62
Forestry	A.8730	62
Employee Benefits	A.9000	63
Debt Service	A.9700	63
Bond Anticipation Notes	A.9730	63
Transfers	A.9901	64
Transfers	A.9950	64
<b>Highway Fund</b>		
Highway Fund Revenues	D	65
Highway Fund Appropriations	D	66
<b>Library Fund</b>		
Library Fund Revenues	L	70
Library Fund Appropriations	L	71
<b>Water Fund</b>		
Water District Revenues	SW	73
Water District Appropriations	SW	74
Kitchawan Water District Revenues	SW2	78
Kitchawan Water District Appropriations	SW2	79
<b>Refuse &amp; Recycling Fund</b>		
Refuse District Revenues	SR	80
Refuse District Appropriations	SR	81

<b>DESCRIPTION</b>	<b>APPROPRIATION</b>	<b>PAGE</b>
<b>Sewer Fund</b>		
Clover Road Sewer District Revenue	GA	84
Clover Road Sewer District Appropriations	GA	85
Mohegan East Sewer District Revenue	GB	86
Mohegan East Sewer District Appropriations	GB	87
Mohegan West Sewer District Revenue	GC	88
Mohegan West Sewer District Appropriations	GC	89
Hunterbrook Sewer District Revenue	GD	90
Hunterbrook Sewer District Appropriations	GD	91
Bonnie & Jill Sewer District Revenue	GE	92
Bonnie & Jill Sewer District Appropriations	GE	93
Oakside Sewer District Revenue	GF	94
Oakside Sewer District Appropriations	GF	95
Overlook Sewer District Revenue	GG	96
Overlook Sewer District Appropriations	GG	97
Suncrest Sewer District Revenue	GH	98
Suncrest Sewer District Appropriations	GH	99
Gomer Street Sewer District Revenue	GI	100
Gomer Street Sewer District Appropriations	GI	101
Hunterbrook / 202 Extension Sewer District Revenue	GJ	102
Hunterbrook / 202 Extension Sewer District Appropriations	GJ	103
Osceola Sewer District Revenue	OS	104
Osceola Sewer District Appropriations	OS	105
Yorktown Sewer District Revenue	YS	106
Yorktown Sewer District Appropriations	YS	107
<b>Debt</b>		111
Schedule of Bond Anticipation Notes Indebtedness		112
Bond Debt Schedule 2024-2028		113
Schedule of Serial Bond Indebtedness		114



<b>DESCRIPTION</b>	<b>APPROPRIATION</b>	<b>PAGE</b>
<b>Master Fee</b>		115
Master Fee Schedule		116
<b>Capital Plan</b>		126
Capital Plan by Department		127
<b>Park and Improvement Districts</b>		134
Amazon Park District Revenue	AP	135
Amazon Park District Appropriations	AP	136
Bethel Acres Park District Revenue	BA	137
Bethel Acres Park District Appropriations	BA	138
Mohegan Lake Improvement Park District Revenue	ID	139
Mohegan Lake Improvement Park District Appropriations	ID	140
Mohegan Beach Park District Revenue	MB	142
Mohegan Beach Park District Appropriations	MB	143
Mohegan Highlands Park District Revenue	MH	144
Mohegan Highlands Park District Appropriations	MH	145
Shrub Oak Community Park District Revenue	SC	146
Shrub Oak Community Park District Appropriations	SC	147
Shrub Oak Lake Park District Revenue	SL	148
Shrub Oak Lake Park District Appropriations	SL	149
<b>Emergency Services</b>		150
Yorktown Emergency Medical Services		151
Emergency Medical Services Revenue	SM	152
Emergency Medical Services Appropriations	SM	153
Yorktown Heights Fire District - 2024 Adopted Budget		154
Lake Mohegan Fire District - 2024 Adopted Budget		157

<b>DESCRIPTION</b>	<b>APPROPRIATION</b>	<b>PAGE</b>
<b>Personnel Information</b>		165
Organizational Chart		166
Department Descriptions		167
Full Time Positions Budgeted		172
General Fund - Various Departments - Positions Listing Summary		173
Highway Department Positions Listing Summary		181
John C. Memorial Libray Positions Listing Summary		182
Water Department Positions Listing Summary		183
Refuse & Recycling Department Positions Listing Summary		184
Sewer Department Positions Listing Summary		185

# BUDGET PROCEDURE



What is a budget? A budget is an orderly financial plan for the operation of government. The plan sets forth the proposed appropriations necessary to carry out activities for a year and the proposed means of financing. The budget is an estimate of planned expenditures and financing sources.

- The Supervisor of the Town of Yorktown, as Chief Executive and Chief Fiscal Officer, under New York State Town Law section 106, prepares a *Tentative Budget*, under the modified accrual basis, to be submitted to the Town Board and public for its review and comment by October 30 of each fiscal year. In creating the tentative budget, the Supervisor will have requested and received from each department of the Town government estimates of the costs and revenues associated with its operations.
- The Town Board met with various department heads on November 8th & 9th, 2023 to discuss the tentative budget. The Board adopted a Preliminary budget on November 9, 2023 for general public comment in December at a public hearing.
- The Public Hearing on the Preliminary Budget was held on December 5, 2023.
- Based on public comment, the Town Board determined what, if any, revisions were appropriate and voted to adopt the final budget on December 5, 2023.
- The budget must be recorded in the minutes of the Town Board. The budget takes effect on January 1, 2024, and constitutes the annual budget of the Town for the next fiscal year.
- The Town Board, during the fiscal year, may, by resolution, make additional appropriations or increase existing appropriations and provide appropriate financing. The Town Board also may, by resolution, authorize the transfer of moneys, contingent appropriations and unexpended balances so long as said transfers are within the same fund.

## TAX RATES AND ASSESSMENT

This section contains information on property tax assessments, tax levies, appropriations and tax rates to allow individual analysis.

It is important to note that the property tax assessments shown on the following pages are the official amounts filed with the New York State Office of Real Property Services on September 15th of each year. The taxable assessed value used to calculate the tax rates for Town and Special District Taxes for the forthcoming year may differ from the official amount filed, to reflect changes in taxable assessed values due to court order settlements or small claims assessments review decisions to the assessment roll between the official filing date of September 15<sup>th</sup> and the adoption of the budget for the forthcoming year.

# Tax Cap Form

Town of Yorktown (550393200000)  
Fiscal Year Ending: 12/31/2024

## Summary

<b>Tax Levy Limit, Before Adjustments and Exclusions</b>		
✓	Real Property Tax Levy FYE 2023	\$33,424,990
✓	Tax Cap Reserve Offset from FYE 2022 Used to Reduce FYE 2023 Levy	\$0
✓	Total Tax Cap Reserve Amount (Including Interest Earned) from FYE 2023	---
✓	Tax Base Growth Factor	1.0027
✓	PILOTs Receivable FYE 2023	\$175,590
✓	Tort Exclusion Amount Claimed in FYE 2023	\$0
✓	Allowable Levy Growth Factor	1.0200
✓	PILOTs Receivable FYE 2024	\$237,800
✓	Available Carryover from FYE 2023	\$106,113
	<b>Tax Levy Limit Before Adjustments/Exclusions</b>	<b>\$34,232,957</b>
<b>Adjustments for Transfer of Local Government Functions</b>		
✓	Costs Incurred from Transfer of Local Government Functions	\$0
✓	Savings Realized from Transfer of Local Government Functions	\$0
	<b>Total Adjustments</b>	<b>\$0</b>
	<b>Tax Levy Limit, Adjusted for Transfer of Local Government Functions</b>	<b>\$34,232,957</b>
<b>Exclusions</b>		
✓	Tort Exclusion	\$0
✓	Teachers' Retirement System Exclusion	\$0
✓	Employees' Retirement System Exclusion	\$0
✓	Police and Fire Retirement System Exclusion	\$0
	<b>Total Exclusions</b>	<b>\$0</b>
	<b>Your FYE 2024 Tax Levy Limit, Adjusted for Transfers plus Exclusions</b>	<b>\$34,232,957</b>
✓	Total Tax Cap Reserve Amount Used to Reduce FYE 2024 Levy	---
*	FYE 2024 Proposed Levy, Net of Reserve	---
	<b>Difference Between Tax Levy Limit and Proposed Levy</b>	<b>\$34,232,957</b>
*	Do you plan to override the Tax Cap for FYE 2024 ?	---

## 2024 ADOPTED BUDGET SUMMARY

FUND	CODE	2024 APPROPRIATIONS	2024 REVENUE	APPROPRIATED FUND BALANCE	2024 TAX LEVY	2024 ESTIMATED TAX RATE	2023 ACTUAL TAX RATE	VARIANCE %
General	A	\$35,203,846	\$20,675,881	\$1,425,000	\$13,102,965			
Highway	D	\$7,265,845	\$854,500		\$6,411,345			
Library	L	\$2,793,615	\$492,725	\$100,000	\$2,200,890			
<b>SUB-TOTAL</b>		<b>\$45,263,306</b>	<b>\$22,023,106</b>	<b>\$1,525,000</b>	<b>\$21,715,200</b>	<b>\$165.78</b>	<b>\$165.73</b>	<b>0.000</b>
<b>PARKS</b>								
Amazon Park	AP	\$12,700	\$1,000		\$11,700	\$33.35	\$35.35	-0.057
Bethel Acres	BA	\$3,000	\$25		\$2,975	\$15.16	\$14.01	0.082
Mohegan Improvement	ID	\$92,880	\$17,207		\$75,673	\$9.51	\$9.38	0.013
Mohegan Beach	MB	\$70,250	\$4,000	\$11,000	\$55,250	\$26.49	\$26.50	0.000
Mohegan Highlands	MH	\$36,075	\$500		\$35,575	\$62.46	\$63.14	-0.011
Shrub Oak Community	SC	\$66,750	\$5,000		\$61,750	\$87.55	\$90.75	-0.035
Shrub Oak Lake	SL	\$25,750	\$2,500	\$7,000	\$16,250	\$17.94	\$16.84	0.065
<b>SEWERS</b>								
Osceola Sewer	OS	\$57,500	\$2,000	\$12,250	\$43,250	\$16.33	\$16.97	-0.038
Yorktown Sewer	YS	\$4,222,378	\$1,990,957	\$100,000	\$2,131,421	\$531.26	\$528.43	0.005
Bonnie & Jill Sewer	GE	\$8,100	\$1,000		\$7,100	\$115.60	\$130.25	-0.112
Clover Road Sewer	GA	\$7,500	\$500		\$7,000	\$127.67	\$136.79	-0.067
Mohegan East Sewer	GB	\$243,830	\$500		\$243,330	\$375.82	\$376.40	-0.002
Mohegan West Sewer	GC	\$70,761	\$500		\$70,261	\$220.72	\$221.83	-0.005
Hunterbrook Sewer	GD	\$402,912	\$3,000	\$20,000	\$379,912	\$188.94	\$190.12	-0.006
Oakside Sewer	GF	\$78,752	\$1,500	\$7,500	\$69,752	\$314.48	\$320.16	-0.018
Hunterbrook Ext 202	GJ	\$11,500	\$1,750	\$3,750	\$6,000	\$13.50	\$13.50	0.000
Suncrest Sewer	GH	\$56,850	\$3,000	\$3,800	\$50,050	\$857.46	\$857.46	0.000
Gomer Street Sewer	GI	\$49,250	\$600	\$500	\$48,150	\$574.10	\$574.10	0.000
Overlook Sewer	GG	\$106,500	\$3,000	\$7,250	\$96,250	\$710.96	\$710.96	0.000
<b>VARIOUS</b>								
Emergency Medical	SM	\$778,245	\$12,500		\$765,745	\$5.70	\$5.46	0.045
Special Refuse	SR	\$6,899,550	\$124,408	\$300,000	\$6,475,142	\$576.89	\$525.09	9.865
Water District	SW	\$10,616,785	\$8,772,085	\$200,000	\$1,644,700	\$14.30	\$14.14	0.011
Kitchawan Water District	SW2	\$47,100	\$40,750		\$6,350	\$3.07	\$3.04	0.010
<b>Grand Total</b>		<b>69,228,224</b>	<b>33,011,388</b>	<b>2,198,050</b>	<b>34,018,786</b>			

\*Tax Rates subject to change based on court ordered settlements and small claims assessment review decisions.

**TOWN OF YORKTOWN**  
Current Year vs Prior Year Budget Comparison

**2024 ADOPTED BUDGET SUMMARY**

<b>FUND</b>	<b>APPROPRIATIONS</b>	<b>LESS REVENUES</b>	<b>LESS FUND BALANCE</b>	<b>TAX LEVY</b>
General	35,203,846	20,675,881	1,425,000	13,102,965
Highway	7,265,845	854,500	0	6,411,345
Library	2,793,615	492,725	100,000	2,200,890
<b>TOTAL</b>	<b>45,263,306</b>	<b>22,023,106</b>	<b>1,525,000</b>	<b>21,715,200</b>

Appropriations Variance	\$ 2,512,999	Revenues Variance	\$ 2,276,536
2024 Assessment	\$ 130,985,621	Tax Levy Variance	\$ (38,537.00)
<b>2024 Tax Rate</b>	<b>\$ 165.78</b>	<b>% Tax Rate Change</b>	<b>0.000</b>

**2023 ADOPTED BUDGET SUMMARY**

<b>FUND</b>	<b>APPROPRIATIONS</b>	<b>LESS REVENUES</b>	<b>LESS FUND BALANCE</b>	<b>TAX LEVY</b>
General	32,947,622	18,462,920	1,150,000	13,334,702
Highway	7,121,515	875,250		6,246,265
Library	2,681,170	408,400	100,000	2,172,770
<b>TOTAL</b>	<b>42,750,307</b>	<b>19,746,570</b>	<b>1,250,000</b>	<b>21,753,737</b>

2023 Assessment	\$ 131,218,411	Tax Levy Change 22 to 23	\$ (109,724.00)
2023 Tax Rate	\$ 165.73	% Tax Rate Change 22 to 23	(0.0119)

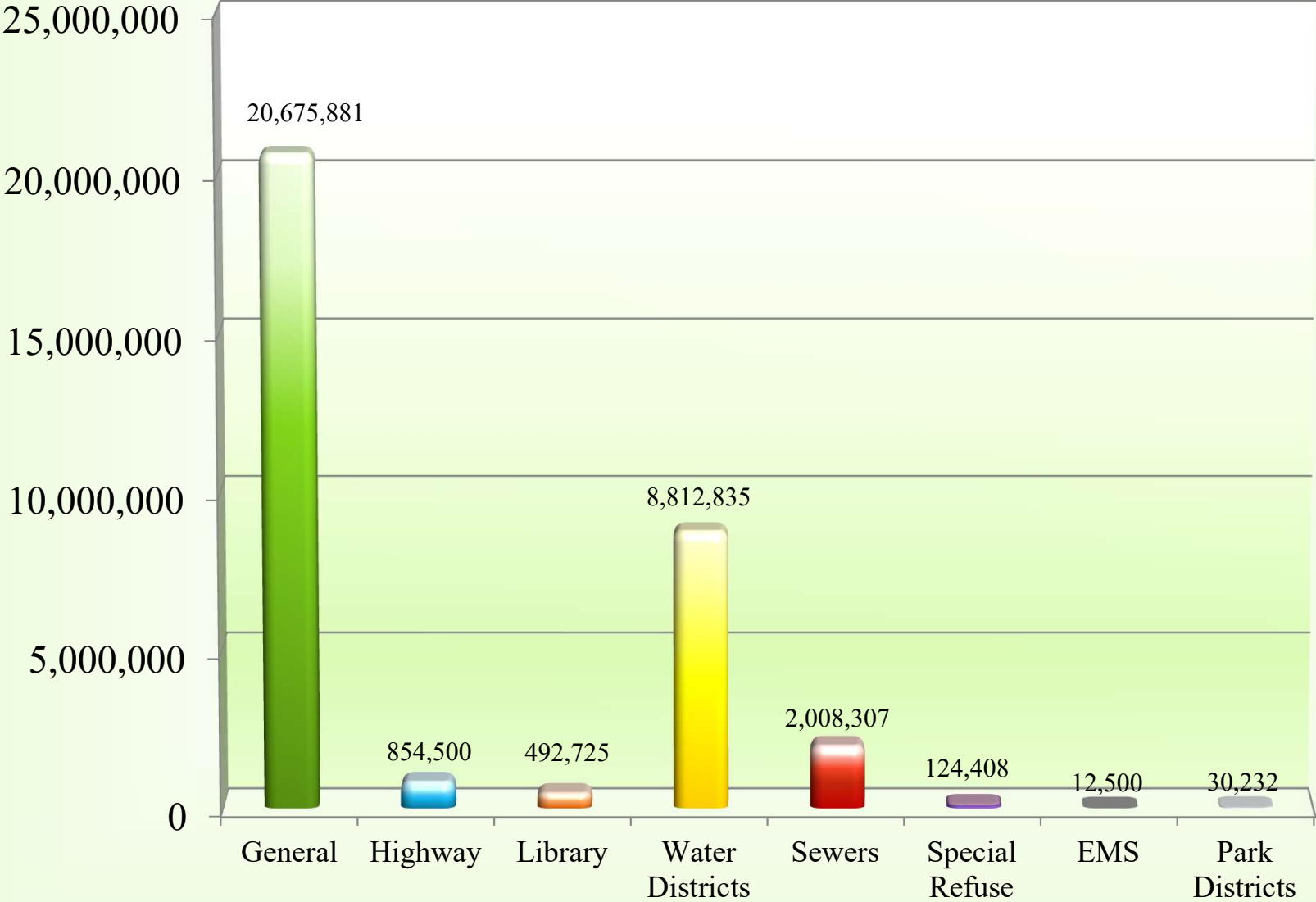
# General, Highway, Library Funds % Change in Tax Rate





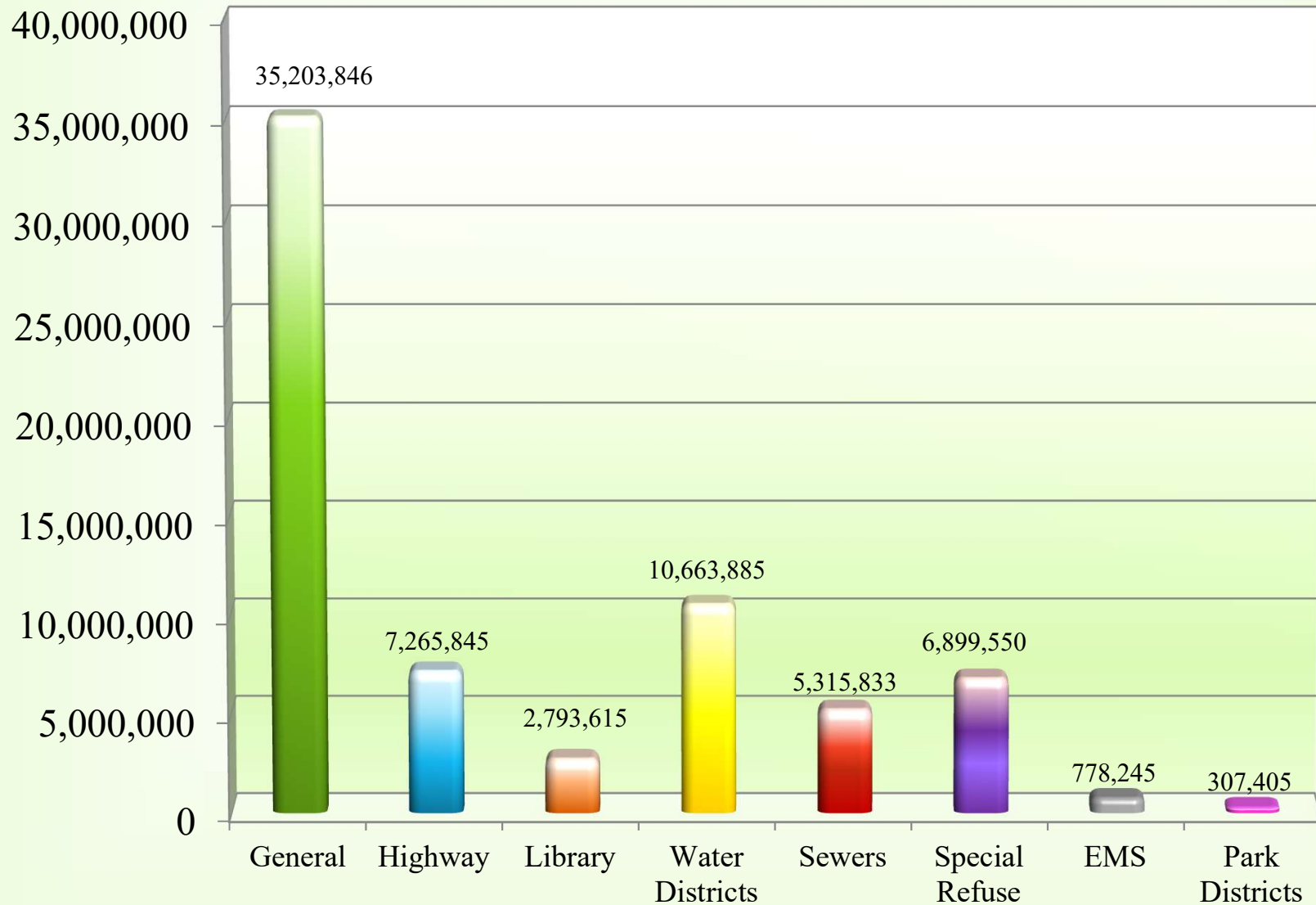
# 2024 Budgeted Revenues by FUND

## \$33,011,388



# 2024 Budgeted Appropriations by FUND

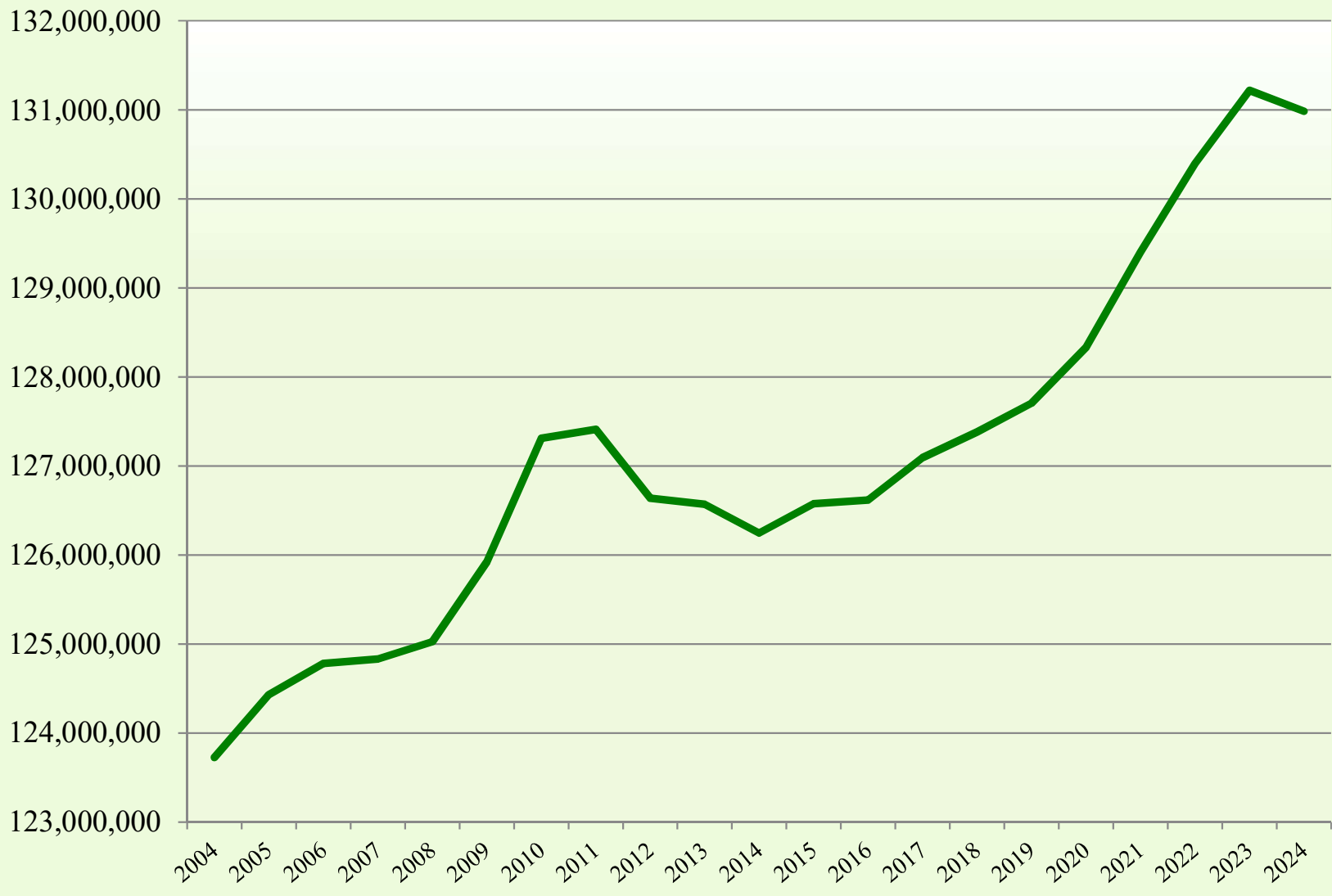
## \$ 69,228,224



**BUDGETED TAX RATE SUMMARY**  
**GENERAL, HIGHWAY, LIBRARY**  
**2004 - 2024**

<b>Year</b>	<b>Taxable Assessed Valuation</b>	<b>Taxable Assessed Valuation % Change</b>	<b>Budgeted Tax Rate</b>	<b>Budgeted Tax Rate % Change</b>	<b>A,D,L Appropriations</b>
2004	123,725,905	0.35	110.44	3.09	26,182,512
2005	124,431,662	0.57	114.22	3.42	27,701,411
2006	124,783,381	0.28	117.56	2.92	28,426,488
2007	124,833,331	0.04	122.21	3.96	29,594,448
2008	125,025,377	0.15	126.15	3.22	30,594,642
2009	125,922,341	0.72	129.41	2.59	30,009,098
2010	127,310,141	1.10	132.13	2.10	29,972,125
2011	127,412,430	0.08	135.45	2.51	30,038,243
2012	126,638,090	(0.61)	138.91	2.55	30,948,122
2013	126,568,929	(0.05)	144.99	4.38	32,424,674
2014	126,248,104	(0.25)	147.49	1.46	33,814,063
2015	126,577,490	0.26	154.64	4.85	34,992,549
2016	126,617,107	0.03	157.41	1.79	35,277,154
2017	127,094,241	0.38	160.66	2.07	36,151,200
2018	127,382,169	0.23	165.15	2.80	37,466,180
2019	127,705,737	0.25	169.53	2.65	38,846,285
2020	128,330,538	0.97	169.75	0.13	40,161,490
2021	129,403,013	0.84	168.25	-0.88	40,202,738
2022	130,396,259	0.77	167.72	0.00	42,166,311
2023	131,218,411	0.63	165.73	-0.01	42,750,307
<b>2024</b>	<b>130,985,621</b>	<b>(0.18)</b>	<b>165.78</b>	<b>0.00</b>	<b>45,263,306</b>

# Taxable Value



**TAX IMPLICATIONS  
2024 ADOPTED BUDGET**

**EXAMPLES - Tax Implications for Yorktown homes with an Assessed Valuation of \$10,000:**

<i>Town Tax WITH Town Utilities - NOT Including Refuse District:</i>	
General, Highway and Library	1,657.83
Water District	143.00
Emergency Medical Services	57.04
<b>2024 TOTAL Tentative Budget</b>	<b>1,857.86</b>
<i>Prior Year vs. Current Year Proposed Tentative Budget:</i>	
2024 Town Tax Bill with Utilities - <b>NOT</b> Including Refuse District	1,857.86
2023 Town Tax Bill with Utilities - <b>NOT</b> Including Refuse District	1,853.30
<b>Dollar Amount of Change</b>	<b>4.56</b>
% Change	0.00246

<i>Town Tax WITHOUT Town Utilities - NOT Including Refuse District:</i>	
General, Highway and Library	1,657.83
Emergency Medical Services	57.04
<b>2024 TOTAL Tentative Budget</b>	<b>1,714.87</b>
<i>Prior Year vs. Current Year Proposed Tentative Budget:</i>	
2024 Town Tax Bill without Utilities - <b>NOT</b> Including Refuse District	1,714.87
2023 Town Tax Bill without Utilities - <b>NOT</b> Including Refuse District	1,711.90
<b>Dollar Amount of Change</b>	<b>2.97</b>
% Change	0.00173

<i>Refuse District:</i>	
Refuse District - 2024	576.89
Refuse District - 2023	525.09
<b>2024 Proposed NET CHANGE Refuse District</b>	<b>51.80</b>

<i>Town Tax WITH Town Utilities - INCLUDING Refuse District:</i>	
2024 Town Tax Bill with Utilities - Including Refuse District	2,434.75
2023 Town Tax Bill with Utilities - Including Refuse District	2,378.39
<b>Dollar Amount of Change</b>	<b>56.36</b>
% Change	0.02370

<i>Town Tax WITHOUT Town Utilities - INCLUDING Refuse District:</i>	
2024 Town Tax Bill without Utilities - Including Refuse District	2,291.76
2023 Town Tax Bill without Utilities - Including Refuse District	2,236.99
<b>Dollar Amount of Change</b>	<b>54.77</b>
% Change	0.02448

## Exemption Impact Report

Assessment Year: 2023

County: Westchester  
SWIS Code: 555400

Town Value Report

Municipality: Yorktown  
Total Assessed Val: 156,020,210  
Uniform Percentage: 1.72

Equalized Total Assessed Value = 9,070,942,441

Exempt Code	Description	Statutory Authority	# of Exempts	Total Equalized Value of EX	% of Value Exempted
10100	SPECIAL DISTRICT	RPTL 410	8	2,808,139	0.03
12100	ST OWNED	RPTL 404(1)	47	182,157,558	2.01
13100	CNTY OWNED	RPTL 406(1)	18	52,680,232	0.58
13360	NYC AQUEDUCT	RPTL 406(4)	40	92,400,581	1.02
13500	TOWN OWNED	RPTL 406(1)	365	152,123,546	1.68
13800	SCHL OWNED	RPTL 408	16	500,415,697	5.52
13850	BOCES	RPTL 408	14	15,729,651	0.17
13870	SP/DST OWN	RPTL 410	4	340,116	0.00
14110	POST OFFIC	State L 54	1	4,168,604	0.05
14200	FOREIGN GO	RPTL 418	9	5,162,790	0.06
18020	INDL.DEVLP	RPTL 412-a & Gen Muny L 874	1	2,325,581	0.03
21600	CLERGY-RES	RPTL 462	3	2,005,813	0.02
25110	RELIGIOUS	RPTL 420-a	36	74,346,511	0.82
25120	EDUCATIONL	RPTL 420-a	39	49,350,290	0.54
25130	CHARITABLE	RPTL 420-a	3	2,944,767	0.03
25230	MENTAL IMP	RPTL 420-a	6	4,104,651	0.05
25300	OTH NONPRF	RPTL 420-b	16	18,674,011	0.21
26050	AGR. SOCIETY	RPTL 450	2	1,776,162	0.02
26100	VETS ORG.	RPTL 452	1	468,023	0.01
26400	INC VOL FR	RPTL 464(2)	13	20,351,744	0.22
27350	CEMETERY	RPTL 446	3	872,093	0.01
28120	DISABLED RESIDENCE	RPTL 422	4	3,334,302	0.04
28520	NURSING HOME	RPTL 422	3	4,837,209	0.05
28540	MENTAL/DISABLE	RPTL 422	7	6,049,418	0.07
29350	LIBRARY	RPTL 438	2	11,110,465	0.12
41101	VETERANS	RPTL 458	83	22,537,558	0.25
41121	WAR VET CT	RPTL 458-a	535	34,218,720	0.38
41131	COMBAT VET CT	RPTL 458-a	314	33,802,093	0.37
41141	DISABLED VET CT	RPTL 458-a	147	20,944,534	0.23
41161	COLD WAR VET	RPTL 458-b	102	5,205,116	0.06
41171	DIS. COLD WAR VET	RPTL 458-b	9	934,476	0.01
41400	CLERGY	RPTL 460	4	348,837	0.00
41633	T/ VOL FIRE & AMB		18	985,872	0.01
41681	C/T VOL FIRE & AMB	RPTL 466-c, d, e, g	26	1,375,872	0.02
41720	AG-COUNTY	Ag-Mkts L 305	23	8,119,186	0.09
41800	AGED-ALL C/T/S	RPTL 467	90	15,383,895	0.17
41801	AGED-CTY/TOWN	RPTL 467	420	61,665,639	0.68
41930	DSBL-INCOM C/T/S	RPTL 459-c	6	1,086,279	0.01
41931	DSBL-INCOM C/T	RPTL 459-c	12	1,804,941	0.02
42100	AG BUILDING	RPTL 483-a	2	433,139	0.00
47460	FORESTED LAND	RPTL 480-a	3	564,186	0.01
47613	BS IMP - T	RPTL 485-b	8	14,577,209	0.16
48510	LIMITED PROFIT	PHFL 33(1)(a)	2	5,392,441	0.06
48670	AFFORDABLE HSING	PHFL 125, 127	1	15,244,186	0.17
49500	ENERGY-C/T'S	RPTL 487	1	337,209	0.00
	<b>Total Exemptions (No System EX's)</b>		<b>2,467</b>	<b>1,455,499,342</b>	<b>16.05</b>

## Exemption Impact Report

Assessment Year: 2023

County: Westchester  
SWIS Code: 555400

Town Value Report

Municipality: Yorktown  
Total Assessed Val: 156,020,210  
Uniform Percentage: 1.72

Equalized Total Assessed Value = 9,070,942,441

Exempt Code	Description	Statutory Authority	# of Exempts	Total Equalized Value of EX	% of Value Exempted
	<b>Total Exemptions (with System EX's)</b>		<b>2,467</b>	<b>1,455,499,342</b>	<b>16.05</b>

---

Values have been equalized using the Uniform Percentage of Value.  
The Exempt amounts do not take in to consideration payments in lieu of taxes or other payments for municipal services.

---

Amount, if any, attributable to payments in lieu of taxes: \_\_\_\_\_

## ALL FUNDS - MAJOR CHANGES TO APPROPRIATIONS

DESCRIPTION	2023 ADOPTED	2024 ADOPTED	VARIANCE \$	VARIANCE %
Equipment	\$ 261,250.00	\$ 271,175.00	\$ 9,925.00	3.8%
General Insurance	\$ 922,650.00	\$ 1,078,700.00	\$ 156,050.00	16.9%
Medical (Employees)	\$ 5,042,600.00	\$ 5,696,550.00	\$ 653,950.00	13.0%
Medical (Retirees)	\$ 2,207,525.00	\$ 2,345,508.31	\$ 137,983.31	6.3%
Computer Support	\$ 329,775.00	\$ 518,325.00	\$ 188,550.00	57.2%
Retirement Benefits	\$ 2,458,200.00	\$ 2,593,674.93	\$ 135,474.93	5.5%
Retirement Benefits - Police	\$ 2,190,900.00	\$ 2,677,500.00	\$ 486,600.00	22.2%
Salary - Full Time	\$ 14,557,630.00	\$ 15,059,870.00	\$ 502,240.00	3.5%
Salary - Police	\$ 7,340,075.00	\$ 7,812,879.91	\$ 472,804.91	6.4%
Salary - Part Time	\$ 1,166,775.00	\$ 1,247,000.00	\$ 80,225.00	6.9%
Employer Payroll Tax	\$ 1,897,240.00	\$ 1,996,550.00	\$ 99,310.00	5.2%
Refuse Contract	\$ 3,500,000.00	\$ 4,296,000.00	\$ 796,000.00	22.7%
Water Supply	\$ 4,350,000.00	\$ 4,500,000.00	\$ 150,000.00	3.4%
<b>MAJOR CATEGORY CHANGES TO APPROPRIATIONS</b>			<b>\$ 3,869,113.15</b>	

### ALL FUNDS - BUDGET TO BUDGET

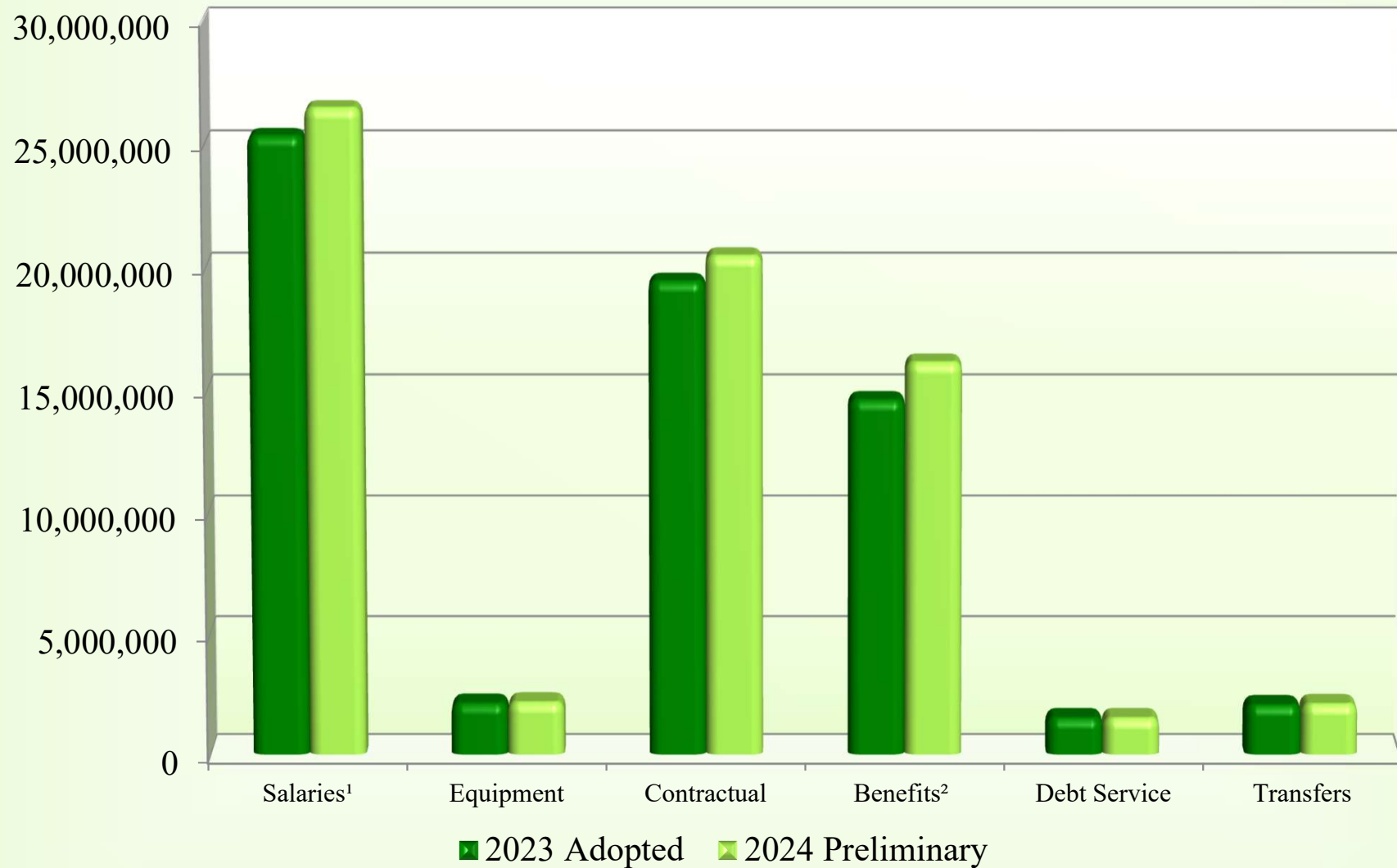
2024 Appropriations	\$ 69,228,224.00	2024 Revenues	\$ 33,011,388.00
2023 Appropriations	\$ 65,413,170.00	2023 Revenues	\$ 30,475,900.00
<b>\$ Variance</b>	<b>\$ 3,815,054.00</b>	<b>\$ Variance</b>	<b>\$ 2,535,488.00</b>

### WORKERS COMPENSATION ACTUAL EXPENDITURES

		2022	2023 (as of 12/19/23)
	Includes Medical Claims, Expenses, Schedule Loss of Use (SLU) & Indemnity	\$796,665.81	\$339,497.70



# Appropriations Comparison 2023 vs. 2024



*Salaries<sup>1</sup>-include PT, OT, Longevity, Lump Sum, Seasonal, Holiday Pay, Lump Vac, Stipend, Night Diff*

*Benefits<sup>2</sup>-include Med, Dental, Vision, Retirement, Payroll & MTA Tax, Workers Comp, EAP, Unemployment, FSA Admin, Employee Testing*

**GENERAL, HIGHWAY AND LIBRARY FUNDS  
2024 PROJECTED FOUR YEAR FINANCIAL MODEL**

	ACTUAL 2021	ACTUAL 2022	ADOPTED BUDGET 2023	ADOPTED BUDGET 2024	PROJECTED 2025	PROJECTED 2026	PROJECTED 2027
<b>APPROPRIATIONS</b>							
General	\$30,700,827	\$33,023,248	\$32,947,622	\$35,203,846	\$36,259,961	\$37,347,760	\$38,468,193
Highway	\$8,111,698	\$7,809,490	\$7,121,515	\$7,265,845	\$7,483,820	\$7,708,335	\$7,939,585
Library	\$2,252,529	\$2,510,245	\$2,681,170	\$2,793,615	\$2,877,423	\$2,963,746	\$3,052,659
<b>TOTAL</b>	<b>\$41,065,054</b>	<b>\$43,342,983</b>	<b>\$42,750,307</b>	<b>\$45,263,306</b>	<b>\$46,621,205</b>	<b>\$48,019,841</b>	<b>\$49,460,437</b>
<b>LESS REVENUE</b>							
General	\$20,284,949	\$24,842,661	\$18,462,920	\$20,675,881	\$20,882,640	\$21,091,466	\$21,302,381
Highway	\$2,384,627	\$1,984,369	\$875,250	\$854,500	\$863,045	\$871,675	\$880,392
Library	\$395,567	\$431,825	\$408,400	\$492,725	\$497,652	\$502,629	\$507,655
<b>TOTAL</b>	<b>\$23,065,143</b>	<b>\$27,258,855</b>	<b>\$19,746,570</b>	<b>\$22,023,106</b>	<b>\$22,243,337</b>	<b>\$22,465,770</b>	<b>\$22,690,428</b>
<b>APPROPRIATED FUND BALANCE</b>							
General	\$0	\$0	\$1,150,000	\$1,425,000	\$1,000,000	\$1,000,000	\$1,000,000
Highway	\$0	\$0	\$0	\$0	\$0	\$0	\$0
Library	\$0	\$0	\$100,000	\$100,000	\$100,000	\$100,000	\$100,000
<b>TOTAL</b>	<b>\$0</b>	<b>\$0</b>	<b>\$1,250,000</b>	<b>\$1,525,000</b>	<b>\$1,100,000</b>	<b>\$1,100,000</b>	<b>\$1,100,000</b>
<b>TAX LEVY</b>							
General	\$13,259,477	\$13,345,766	\$13,334,702	\$13,102,965	\$14,377,322	\$15,256,294	\$16,165,812
Highway	\$6,246,525	\$6,248,825	\$6,246,265	\$6,411,345	\$6,620,775	\$6,836,660	\$7,059,193
Library	\$2,100,935	\$2,164,670	\$2,172,770	\$2,200,890	\$2,279,771	\$2,361,117	\$2,445,003
<b>TOTAL</b>	<b>\$21,606,937</b>	<b>\$21,759,261</b>	<b>\$21,753,737</b>	<b>\$21,715,200</b>	<b>\$23,277,868</b>	<b>\$24,454,071</b>	<b>\$25,670,008</b>
<b>TAX RATE</b>	<b>\$167.67</b>	<b>\$167.73</b>	<b>\$165.73</b>	<b>\$165.78</b>	<b>\$177.71</b>	<b>\$186.69</b>	<b>\$195.98</b>
<b>ASSESSED VALUATION</b>	<b>\$129,403,013</b>	<b>\$130,396,259</b>	<b>\$131,218,411</b>	<b>\$130,985,621</b>	<b>\$130,985,621</b>	<b>\$130,985,621</b>	<b>\$130,985,621</b>
<b>*CPI %</b>	<b>4.60%</b>	<b>7.20%</b>	<b>3.00%</b>	<b>3.00%</b>	<b>3.00%</b>	<b>3.00%</b>	<b>3.00%</b>

\*According to the Bureau of Labor Statistics, the Consumer Price Index for the Northeast was up 3% as of September 2023 and approximately 7.2% from last September, as well. The last few years, due to the inflationary increases nationwide the continued impact to the Town's expenditures including health insurance, pensions, personnel costs, general insurance, contracts, equipment and more has significantly out paced the increase in non-property tax revenue. Historically, due to the conservative approach by the Town Board, the Comptrollers Office and the Department heads, budgetary spending brought surplus to the fund balance. However, in this current inflationary economy the sustainability of managing the expenditures in the budget are outside of internal controls. To offset these anticipated costs, the town will manage to reduce the projected increase by finding new revenues, managing non-property tax revenue fees and/or increasing the tax levy to keep the budget balanced and on solid financial footing year over year.

**ASSUMPTIONS:**

- 1 - Assessed Valuation stays constant
- 2 - CPI % stays constant at 3% as of Sept 2023
- 3 - Actual Revenues are higher than budget due to one-time revenues. One-time revenues are used for capital investments, not to offset operating expenditures.
- 4 - Expenditures are projected at 3% CPI
- 5 - Revenue projected at 1% increase - non-property revenue must be analyzed yearly to account for the cost of inflation
- 6 - Appropriated Fund Balance is projected at historical average budgeted amount

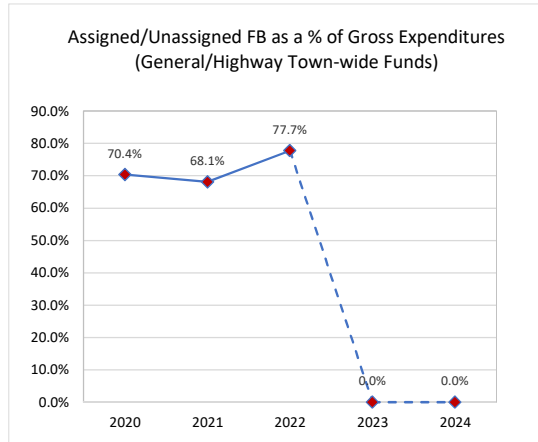
<b>FUND BALANCE BY CATEGORY</b>						
<b>FUND</b>	<b>CODE</b>	<b>Non Spendable Fund Balance 12/31/2022</b>	<b>Restricted Fund Balance 12/31/2022</b>	<b>Assigned Fund Balance 12/31/2022</b>	<b>Unassigned Fund Balance 12/31/2022</b>	<b>Total Fund Balance 12/31/2022</b>
General	<b>A</b>	\$700,310	\$1,250,917	\$2,226,524	\$27,074,301	\$31,252,052
Highway	<b>D</b>	\$46,042		\$3,027,242		\$3,073,284
Library	<b>L</b>	\$34,054	\$110,191	\$2,138,765		\$2,283,010
<b><i>PARK DISTRICTS</i></b>						
Amazon Park	<b>AP</b>			\$33,093		\$33,093
Bethel Acres	<b>BA</b>			\$129		\$129
Open Space	<b>C</b>			\$152,106		\$152,106
Mohegan Improvement	<b>ID</b>			\$336,587		\$336,587
Mohegan Beach	<b>MB</b>			\$209,833		\$209,833
Mohegan Highlands	<b>MH</b>			\$34,878		\$34,878
Shrub Oak Community	<b>SC</b>		\$27,478	\$230,618		\$258,096
Shrub Oak Lake	<b>SL</b>			\$111,725		\$111,725
<b><i>SEWERS</i></b>						
Clover Road Sewer	<b>GA</b>			\$79,537		\$79,537
Mohegan East Sewer	<b>GB</b>			\$4,417		\$4,417
Mohegan West Sewer	<b>GC</b>		\$10,906	\$31,471		\$42,377
Hunterbrook Sewer	<b>GD</b>			\$235,630		\$235,630
Bonnie & Jill Sewer	<b>GE</b>			\$59,448		\$59,448
Oakside Sewer	<b>GF</b>		\$64,633	\$75,668		\$140,301
Overlook Sewer	<b>GG</b>		\$59,520	\$85,563		\$145,083
Suncrest Sewer	<b>GH</b>			\$181,053		\$181,053
Gomer Street Sewer	<b>GI</b>			\$38,939		\$38,939
Hunterbrook Ext 202	<b>GJ</b>			\$159,054		\$159,054
Osceola Sewer	<b>OS</b>			\$165,485		\$165,485
Yorktown Sewer	<b>YS</b>	\$28,006	\$663,132	\$3,132,650		\$3,823,788
Emergency Medical	<b>SM</b>			\$80,569		\$80,569
Special Refuse	<b>SR</b>	\$19,274	\$132,328	\$654,276		\$805,878
Water District	<b>SW</b>	\$49,419	\$487,988	\$3,314,264		\$3,851,671
Kitchawan Water District	<b>SW2</b>			\$140,444		\$140,444
Debt Service (Stony St)	<b>DS 20</b>		\$63,518			\$63,518
<b>Fund Balance Definitions</b>						
Non Spendable Fund Balance	Cannot be spent because they are legally or contractually required to be maintained intact - Ex: prepaid items					
Restricted Fund Balance	Can only be spent for certain purposes because of restrictions set by law. The State regulates establishment and funding					
Assigned Fund Balance	These amounts are intended to be spent for a specific purpose expressed by the Town Board					
Unassigned Fund Balance	These are amounts that are available to be spent for any Town purpose *Only the General Fund can have an Unassigned Fund Balance					

**TOWN OF YORKTOWN FISCAL STRESS MONITORING INDICATORS**

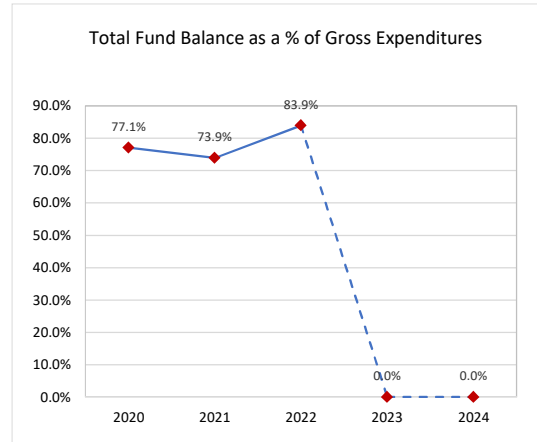
**OFFICE OF THE STATE COMPTROLLER**

**Town of Yorktown: Projected data for 2023 and 2024 are based on Projection Worksheet**

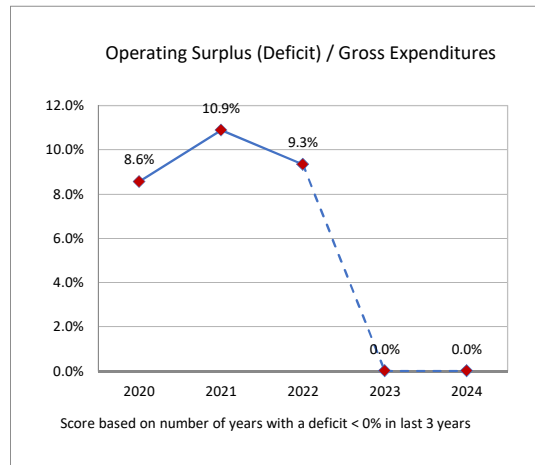
**Indicator 1**



**Indicator 2**

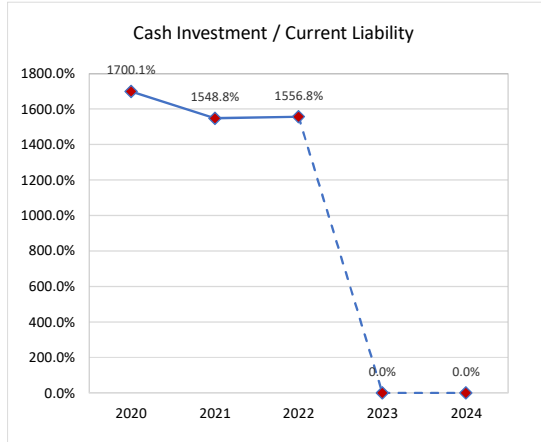


**Indicator 3**

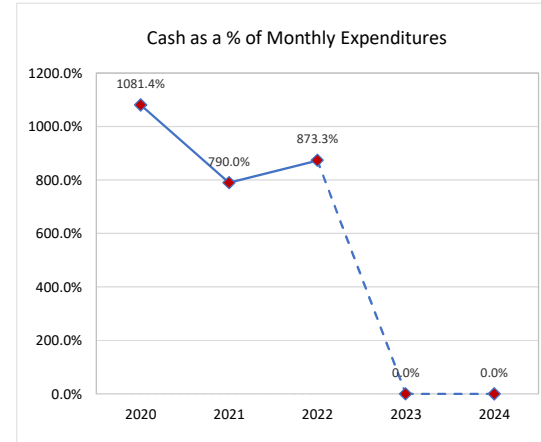


**Town of Yorktown: Projected data for 2023 and 2024 are based on Projection Worksheet**

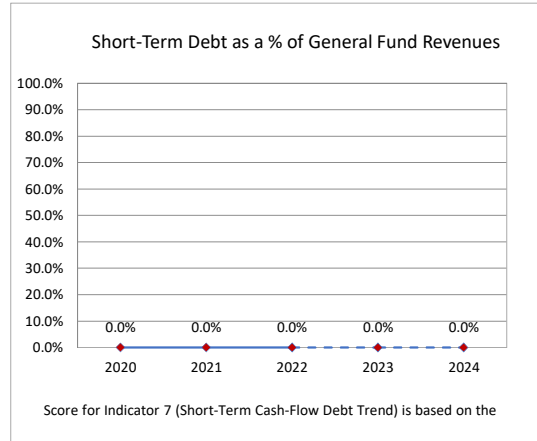
**Indicator 4**



**Indicator 5**

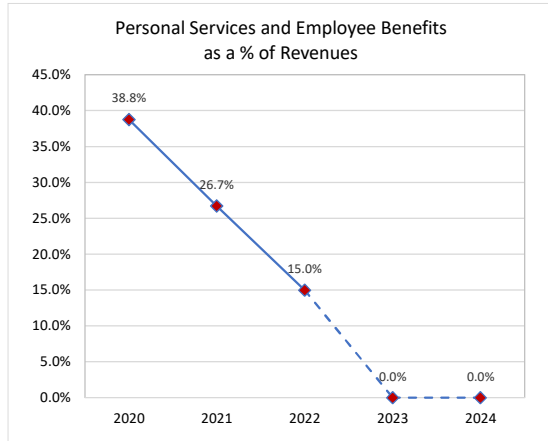


**Indicator 6/7**

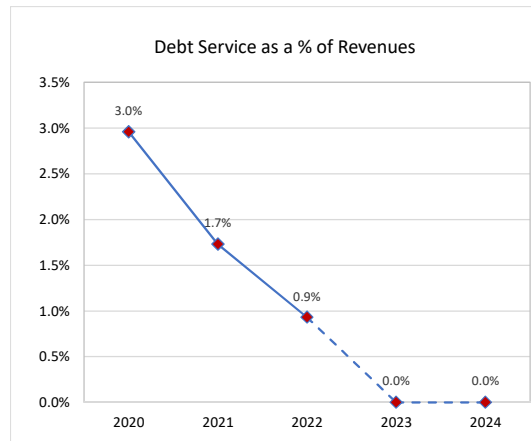


**Town of Yorktown: Projected data for 2023 and 2024 are based on Projection Worksheet**

**Indicator 8**



**Indicator 9**



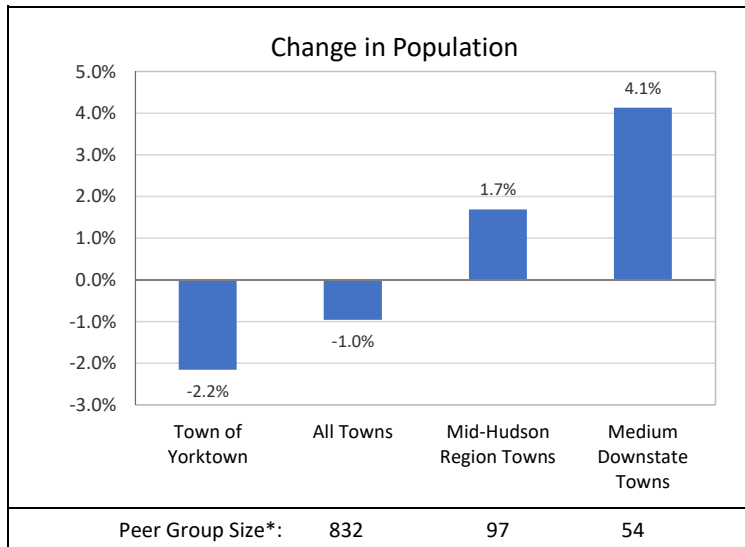
These graphs are provided for informational purposes. Calculations are based on the financial information provided by the municipality. The last two data points of each graph are based on projection numbers entered by the user. OSC takes no responsibility for the accuracy of the projection or the submitted financial information.

Data as of 8/31/2023

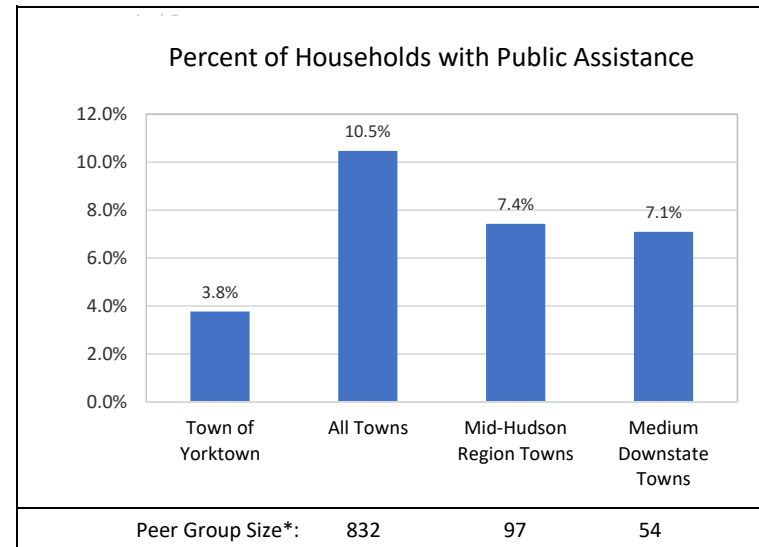
Copyright © 2013 The New York State Office of the State Comptroller

## Town of Yorktown Environmental Comparison

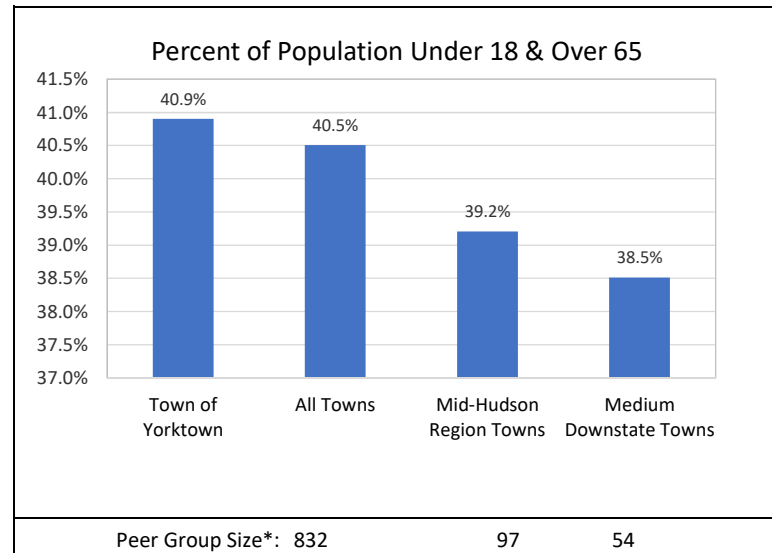
### Indicator 1



### Indicator 2



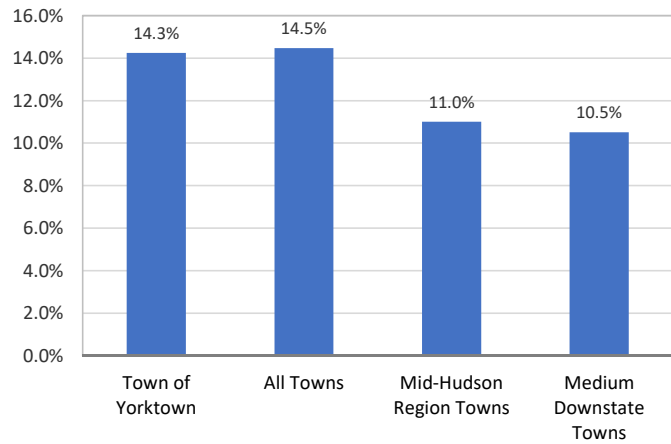
### Indicator 3



## Town of Yorktown Environmental Comparison

**Indicator 4**

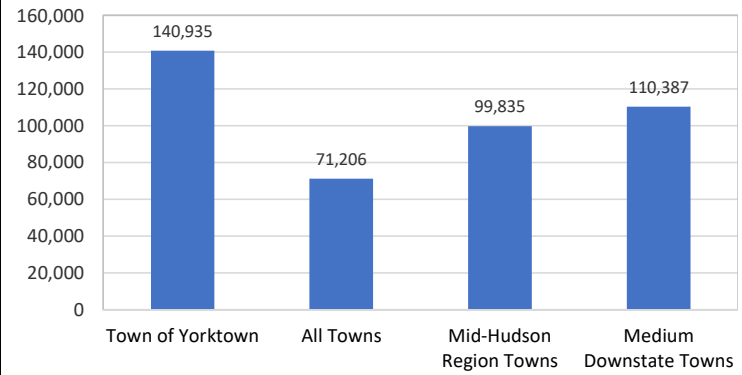
**Percent Change in Home Value**



Peer Group Size*:	830	96	53
-------------------	-----	----	----

**Indicator 5**

**Median Household Income**

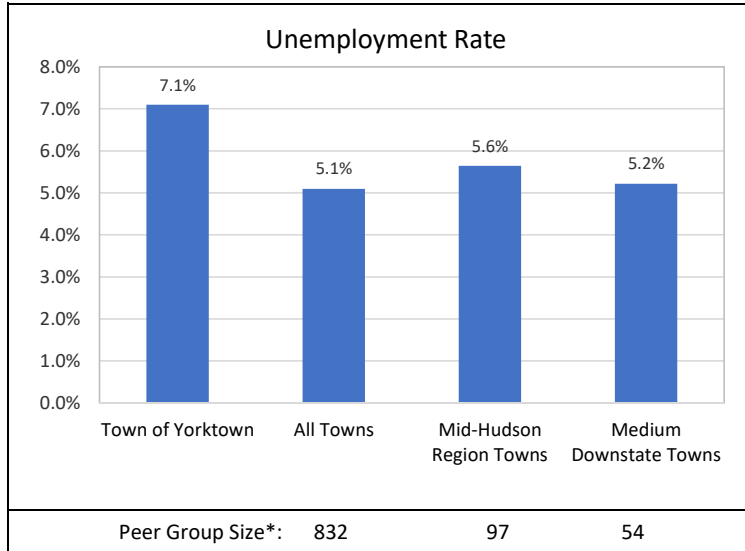


Peer Group Size*:	832	97	54
-------------------	-----	----	----

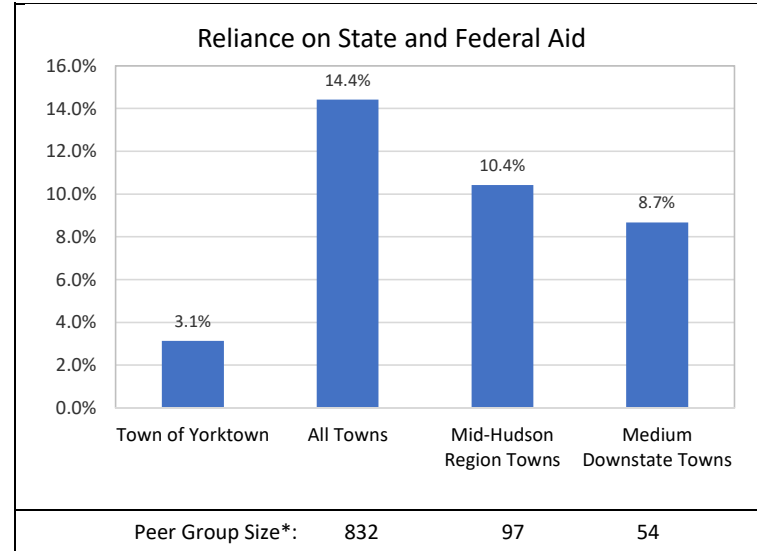


## Town of Yorktown Environmental Comparison

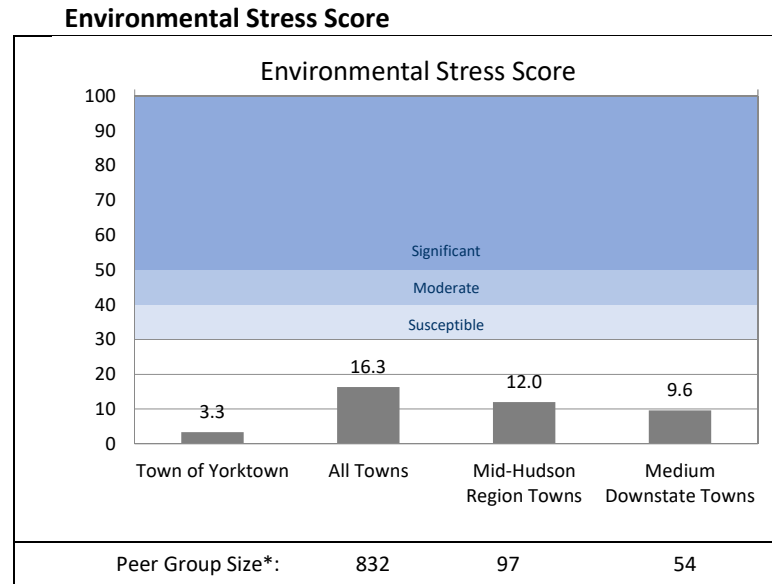
**Indicator 6**



**Indicator 7**



## Town of Yorktown Environmental Comparison



This page provides graphical comparisons of environmental indicators for the selected municipality against selected peer groups. Peer groups include data for municipalities for which current AUDs have been filed. The tables show the number of municipalities which are included in each selected peer group. Greater caution should be taken when the number of units in the comparison group is small.

\*Peer group counts may slightly vary from indicator to indicator based on availability of data from various sources.

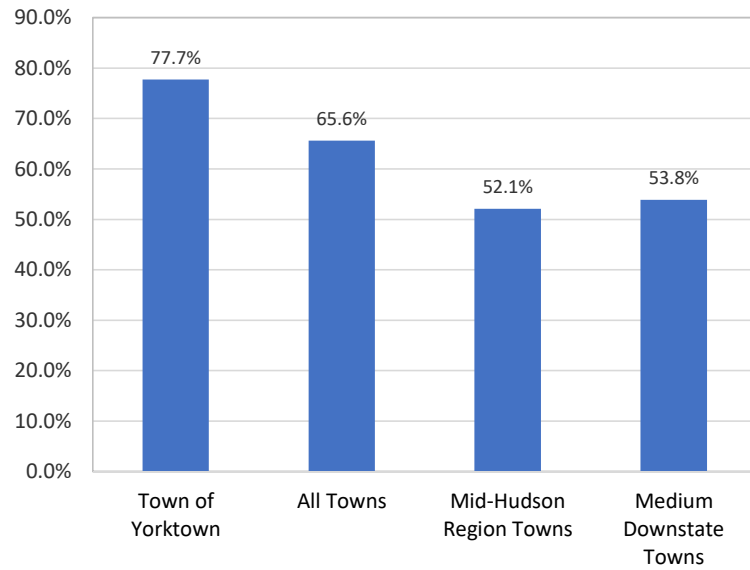
Data as of 8/31/2023

Copyright © 2013 The New York State Office of the State Comptroller

## Town of Yorktown Financial Comparison

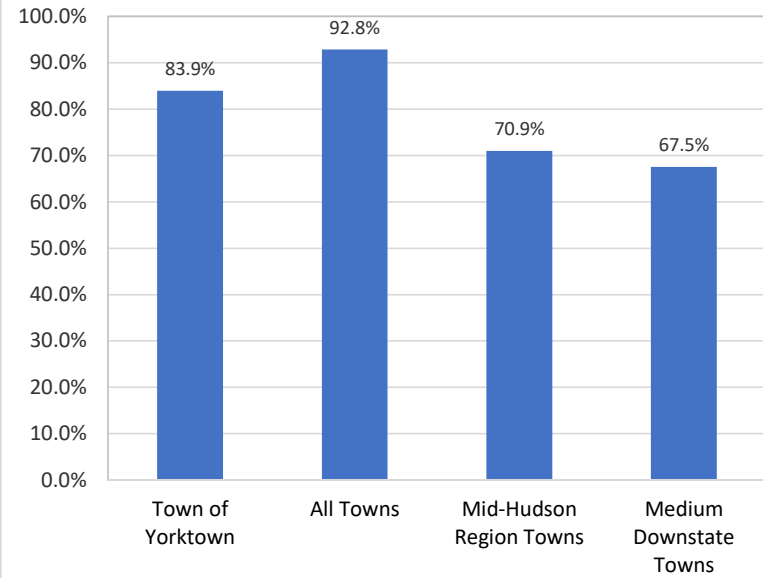
### Indicator 1

Assigned/Unassigned FB as a % of Gross Expenditures  
(General/Highway Town-wide Funds)



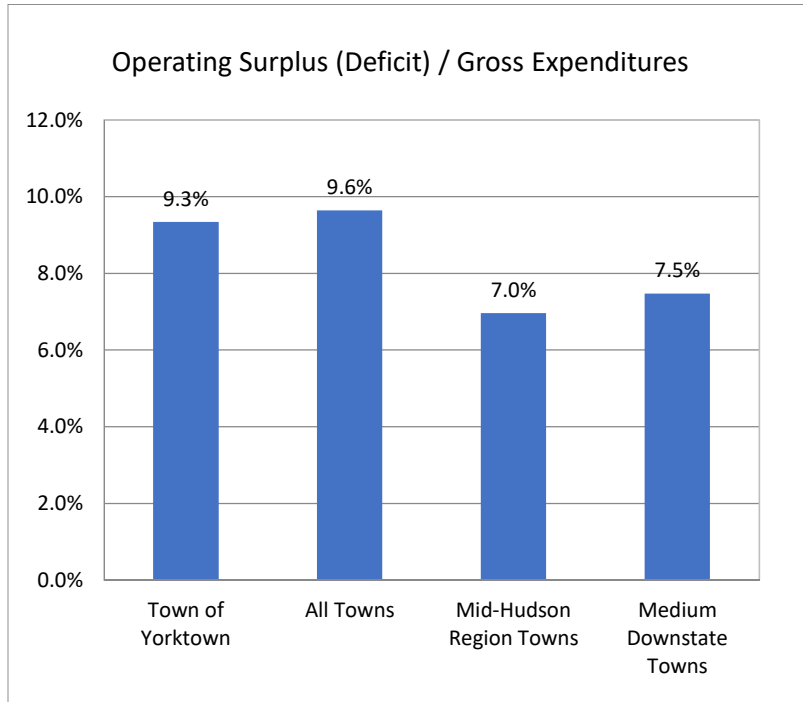
### Indicator 2

Total Fund Balance as a % of Gross Expenditures  
(General/Highway Town-wide Funds)



## Town of Yorktown Financial Comparison

### Indicator 3



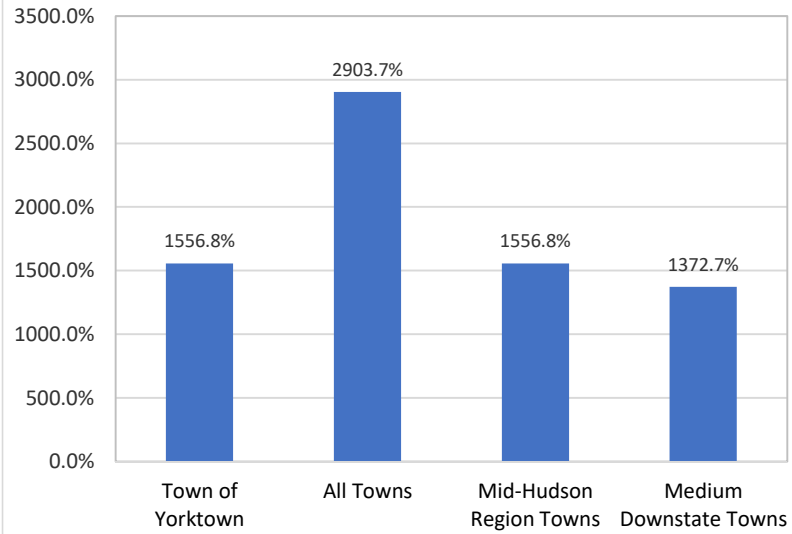
### Peer Group Used in Comparison for all Indicators

0	832
0	97
0	54

## Town of Yorktown Financial Comparison

### Indicator 4

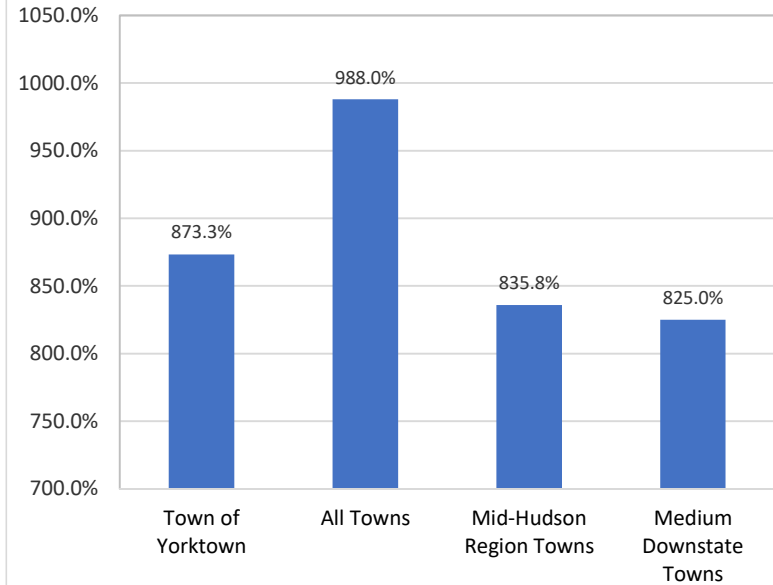
Cash Investment / Current Liability



Indicator 4's Peer Group scores are based on the median instead of the mean average.

### Indicator 5

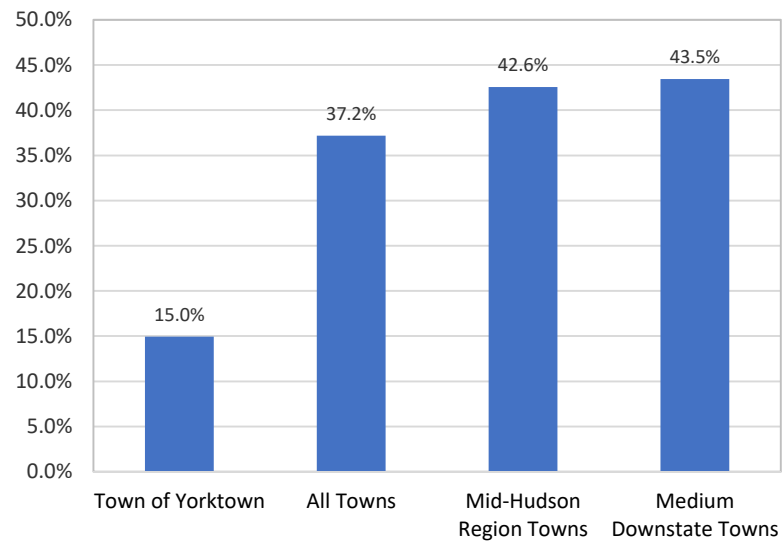
Cash as a % of Monthly Expenditures



## Town of Yorktown Financial Comparison

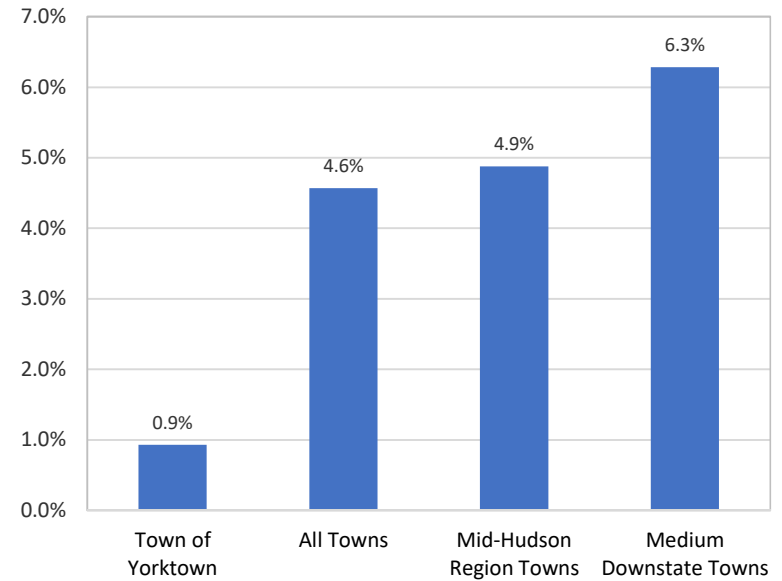
### Indicator 8

Personal Services and Employee Benefits as a % of Revenues



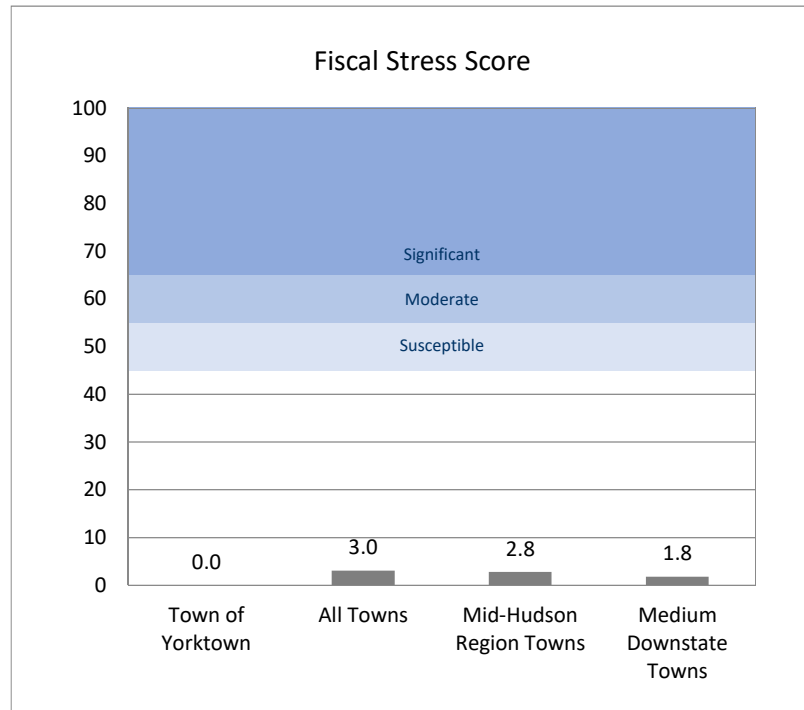
### Indicator 9

Debt Services as a % of Revenues



## Town of Yorktown Financial Comparison

### Fiscal Stress Score



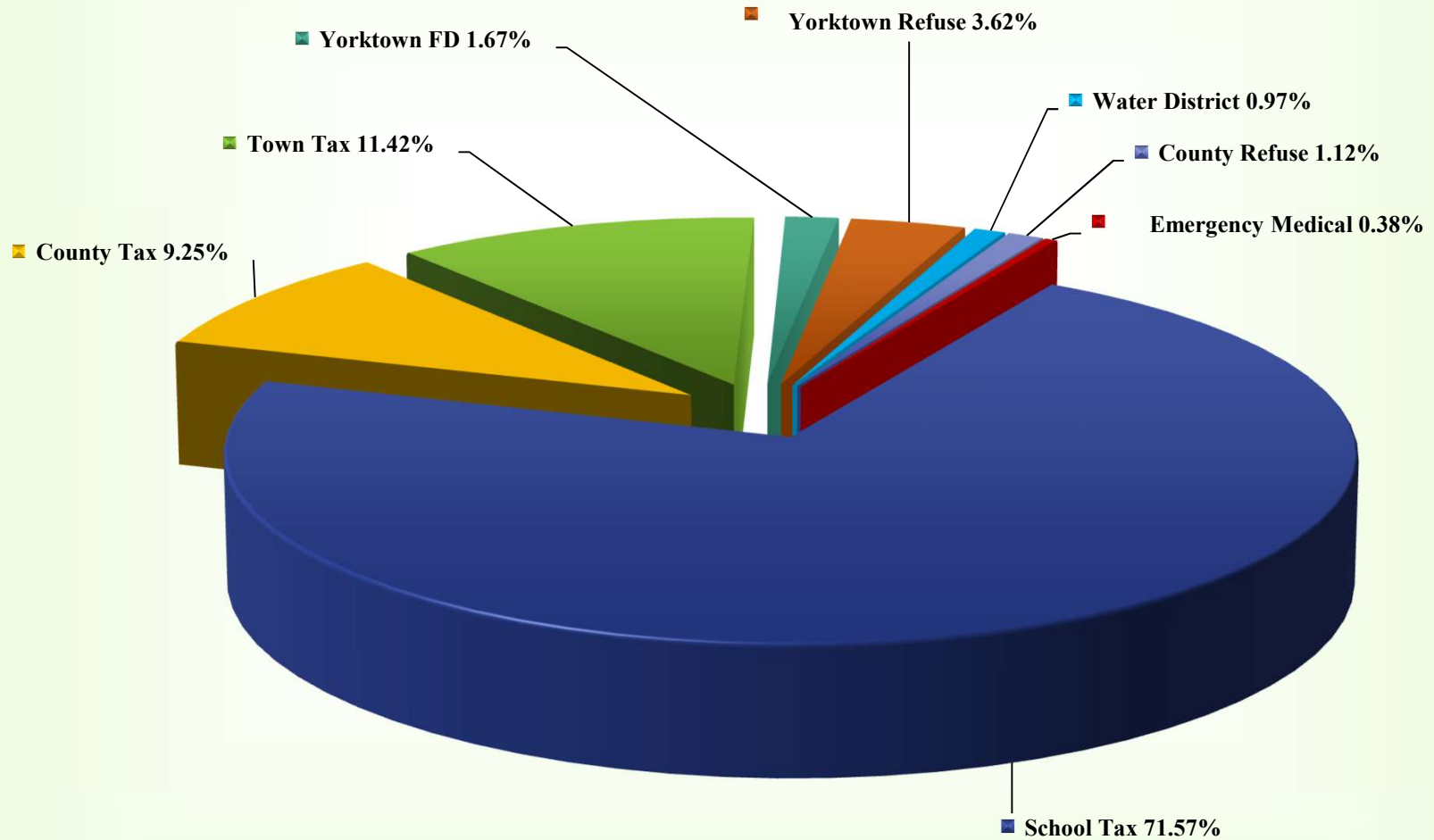
This page provides graphical comparisons of financial indicators for the selected municipality against selected peer groups. Peer groups include data for municipalities for which current AUDs have been filed. The tables show the number of municipalities which are included in each selected peer group. Greater caution should be taken when the number of units in the comparison group is small.

Data as of 8/31/2023

Copyright © 2013 The New York State Office of the State Comptroller

# HOW YOUR TAX DOLLARS ARE DISTRIBUTED

## Yorktown Central School District

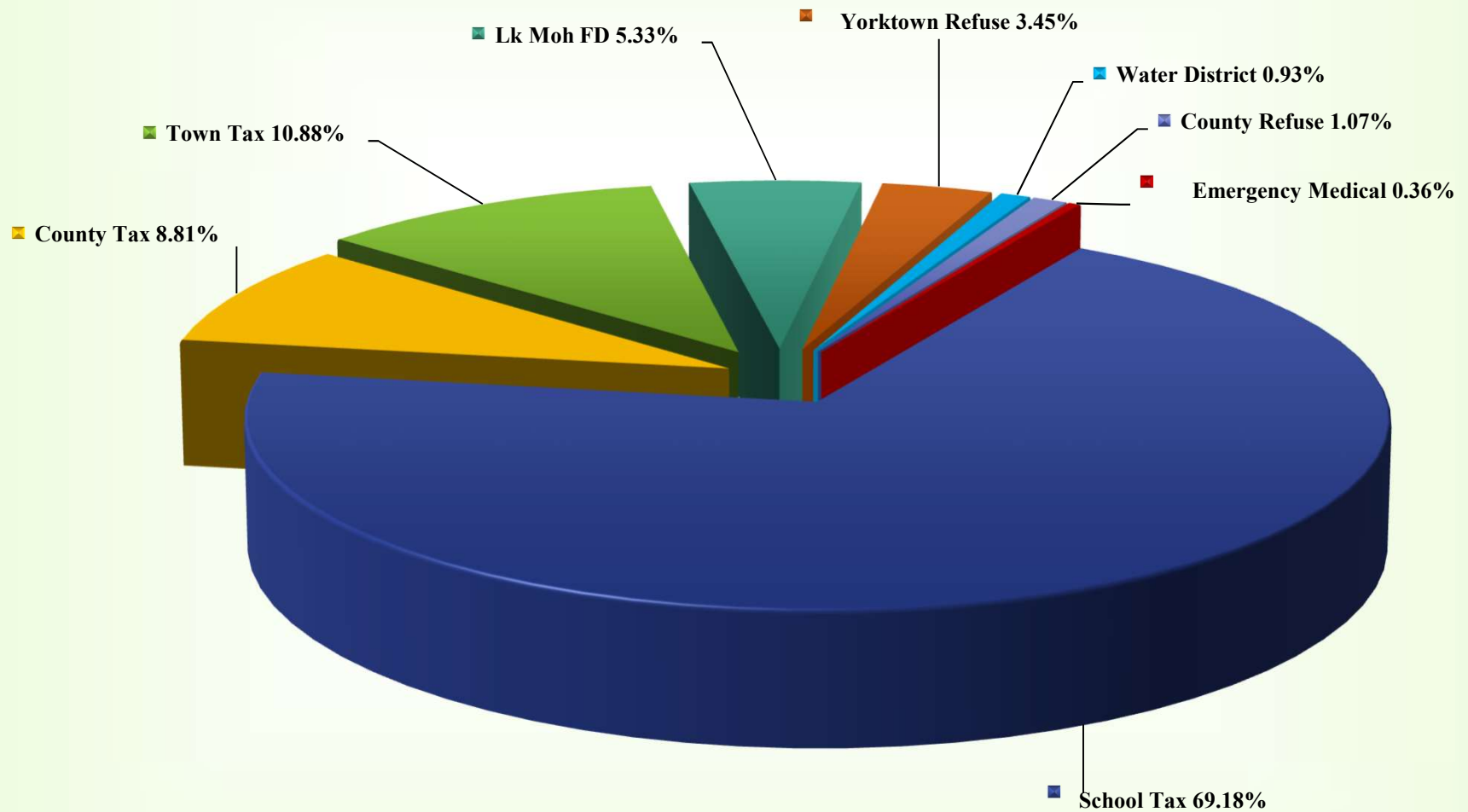


*\*Does not include sewer taxes; Based on \$10,000 assessed value; based on 2023 Town/County & 2023-24 School Taxes*



# HOW YOUR TAX DOLLARS ARE DISTRIBUTED

## Lakeland Central School District



*\*Does not include sewer taxes; Based on \$10,000 assessed value; based on 2023 Town/County & 2023-24 School Taxes*

# TOWN OF YORKTOWN MUNICIPAL PROFILE - 2020

## Community Profiles, 2020



Selected Areas

Yorktown

Population Dashboard

Housing Dashboard

Economy Dashboard

Profiles

### Total Population

2010 & 2020 decennial census

2010	2020	Change	% Change	Land area square miles
36,081	36,569	488	1%	36.8

2020 Population Density  
(persons per sq. mile)

### Race & Hispanic Origin

2010 and 2020 decennial census

Year	2010		2020		
	Hispanic/Non-Hispanic	persons	%	persons	%
Hispanic		3,376	9%	5,245	14%
Non-Hispanic		32,705	91%	31,324	86%
Asian		1,689	5%	1,970	5%
Black		1,015	3%	1,262	3%
Other		110	0%	208	1%

### Age and Sex

2020 decennial census

Sex Group	Female		Male		Total	
	#	%	#	%	#	%
4 and under	817	4%	919	5%	1,736	5%
5 to 19	3,372	18%	3,595	20%	6,967	19%
20 to 34	2,640	14%	2,619	15%	5,259	14%
35 to 64	7,950	42%	7,205	41%	15,155	41%
65 to 84	3,441	18%	2,914	17%	6,355	17%
85+	729	4%	368	2%	1,097	3%
<b>Total</b>	<b>18,949</b>	<b>100%</b>	<b>17,620</b>	<b>100%</b>	<b>36,569</b>	<b>100%</b>

### Total Housing Units, 2010 & 2020

2010 and 2020 decennial census

2010	2020	Change	% Change
13,418	13,672	254	1.9%

### Units in Structure

2017-2021 ACS 5-year estimate

units in structure	units	% type
1 family	11,091	80%
2 units	466	3%
3 to 9 units	1,131	8%
10 to 19 units	341	2%
20 to 49 units	96	1%
50 or more	679	5%
other	11	0%
<b>Total</b>	<b>13,815</b>	<b>100%</b>

### Age of Housing Stock

2017-2021 ACS 5-year estimate

Year Built	Housing Units	%
1979 or earlier	9,899	72%
1980 to 1999	2,784	20%
2000 or later	1,132	8%
<b>Total</b>	<b>13,815</b>	<b>100%</b>

### Over Crowded Housing

2017-2021 ACS 5-year estimate

Tenure	Owner		Renter		Total	
	units	%	units	%	units	%
Severely Crowded	16	0%	53	3%	69	1%
Crowded	0	0%	88	4%	88	1%
Not Crowded	11,066	100%	1,885	93%	12,951	99%
<b>Total</b>	<b>11,082</b>	<b>100%</b>	<b>2,026</b>	<b>100%</b>	<b>13,108</b>	<b>100%</b>

### Average Sale Price

Single-family homes

2022 Average Sale Price	# Sold
\$598,128	235

### Tenure

Occupied housing units, 2020 decennial census

Tenure	Units	%
Own w mortgage	7,766	59.1%
Own NO Mortgage	3,445	26.2%
Renter Occupied	1,933	14.7%
<b>Total</b>	<b>13,144</b>	<b>100.0%</b>

### Cost Burdened Owners

2017-2021 ACS 5-year sample

Burden	#	%
50% or more	1,236	11%
30 to 49%	1,754	16%
< 30%	8,092	73%
<b>Total</b>	<b>11,082</b>	<b>100%</b>

### Cost-Burdened Renters

2017-2021 ACS 5-year estimate

Burden	#	%
<30%	1,224	60%
30 to 49%	523	26%
50% or more	279	14%
<b>Total</b>	<b>2,026</b>	<b>100%</b>

## Filter on Geography

select all for Westchester County total

Town (CityTownVillage) + Yorkt...

Clear all  
slicers  
Ctrl-Click

### Household Income

2017-2021 ACS 5-year estimate, households

category	households	%
Under \$25,000	1,014	8%
\$25,000 to \$49,999	1,304	10%
\$50,000 to \$99,999	2,012	15%
\$100,000 to \$149,999	2,794	21%
\$150,000 to \$199,999	1,953	15%
\$200,000 or more	4,031	31%

### Educational Attainment of Residents

2017-2021 ACS 5-year estimate, persons 25+

category	persons	%
Doctorate	460	2%
Professional	1,297	5%
Master's	4,910	19%
Bachelor's	7,578	29%
Associate's or Some College	5,981	23%
High School or less	5,897	23%
<b>Total</b>	<b>26,123</b>	<b>100%</b>

### Industry of Residents

2017-2021 ACS 5-year estimate, employed persons 16+

Category	persons	%
Wholesale trade	391	2%
Transportation, Entertainment & Agriculture	1,983	11%
Retail trade	1,508	8%
Public administration, Education, Health Care and Services	7,262	40%
Manufacturing	771	4%
FIRE, Information and Professional & Services	5,139	28%
Construction	1,148	6%
<b>Total</b>	<b>18,202</b>	<b>100%</b>

Note: Town area and data only includes the unincorporated of the towns. Source: US Census, 2010 and 2020 decennial census. American Community Survey, 2011 and 2021 5-year estimates, as noted in the data table. Average sales price data is from the NYS Office of Real Property. Crowded housing is defined by the HUD as more than 1.5 persons per room. Severely crowded is more than 2.0 persons per room. Prepared by the Westchester County Department of Planning. July 2023. To download data, right-click on table to "show as table", click the ellipse (...) in the upper right of the page

# TOWN OF YORKTOWN

## Budget Preparation Report

Fiscal Year: 2024 Period From: 1 To: 12

Account	Description			Original	Adjusted	2023	2024	2024	2024	Variance To
		2021	2022	2023	2023	Actual	TENTATIVE	PRELIMINA	FINAL	TENTATIVE
		Actual	Actual	Budget	Budget	Per 1-12	Stage	Stage	Stage	Stage
<b>Dept 0000</b>	.									
A.0000.1001	REAL PROPERTY TAXES	13,224,647.31	13,281,856.00	13,334,702.00	13,334,702.00	13,334,702.00	13,102,965.00	13,102,965.00	13,102,965.00	-1.74%
A.0000.1002	APPR FUND BALANCE	0.00	(200,000.00)	1,150,000.00	7,610,494.65	0.00	1,425,000.00	1,425,000.00	1,425,000.00	23.91%
A.0000.1002.0008	APPR FUND BAL RES ACCR EMP BEN	0.00	0.00	0.00	136,651.14	0.00	0.00	0.00	0.00	0.00%
A.0000.1081	PAYMENTS IN LIEU OF TAXES	45,915.00	63,263.00	60,700.00	60,700.00	60,155.00	60,700.00	60,700.00	60,700.00	0.00%
A.0000.1090	PROPERTY TAX INTEREST/PENALTIE	661,464.88	638,642.15	800,000.00	800,000.00	818,585.97	800,000.00	800,000.00	800,000.00	0.00%
A.0000.1120	SALES TAX	8,692,914.00	9,482,274.00	6,850,000.00	6,850,000.00	7,017,553.00	8,500,000.00	8,500,000.00	8,500,000.00	24.09%
A.0000.1170	FRANCHISE	832,088.19	822,597.38	850,000.00	850,000.00	810,026.81	850,000.00	850,000.00	850,000.00	0.00%
A.0000.1170.0001	TOWING CONTRACT..	106,500.00	52,736.00	106,500.00	106,500.00	80,300.00	110,600.00	110,600.00	110,600.00	3.85%
A.0000.1170.0002	PUBLIC EDUCATION GRANTS	0.00	15,000.00	0.00	0.00	0.00	0.00	0.00	0.00	0.00%
A.0000.1232	TAX COLLECTOR FEES	3,184.71	1,748.54	3,000.00	3,000.00	3,196.95	3,000.00	3,000.00	3,000.00	0.00%
A.0000.1233	TAX ADJUSTMENTS	34,830.00	63,910.03	50,000.00	50,000.00	51,580.17	50,000.00	50,000.00	50,000.00	0.00%
A.0000.1234	TITLE SEARCH FEE	0.00	1,734.84	1,500.00	1,500.00	2,313.12	1,500.00	1,500.00	1,500.00	0.00%
A.0000.1250	ASSESSOR FEES	166.00	273.00	750.00	750.00	140.00	750.00	750.00	750.00	0.00%
A.0000.1255	TOWN CLERK FEES	44,505.45	34,622.06	25,000.00	25,000.00	39,249.13	35,000.00	35,000.00	35,000.00	40.00%
A.0000.1255.0001	BIRTH/DEATH CERTIFICATES..	14,000.00	17,750.00	15,500.00	15,500.00	4,610.00	15,500.00	15,500.00	15,500.00	0.00%
A.0000.1315	BAD CHECK FEE	60.00	60.00	250.00	250.00	245.00	250.00	250.00	250.00	0.00%
A.0000.1520	POLICE FEES	2,860.83	3,089.25	3,000.00	3,000.00	3,589.50	3,000.00	3,000.00	3,000.00	0.00%
A.0000.1521	PERMITS	2,245.00	2,175.00	3,000.00	3,000.00	3,710.00	3,000.00	3,000.00	3,000.00	0.00%
A.0000.1989	SECTION 8 REIMBURSEMENT	193,477.02	171,596.85	178,420.00	178,420.00	141,416.76	186,275.00	186,275.00	186,275.00	4.40%
A.0000.2001	RECREATION FEES	54,477.60	72,227.72	55,000.00	55,000.00	56,867.50	65,000.00	65,000.00	65,000.00	18.18%
A.0000.2001.0001	SWIM TEAM CONTRIBUTION..	0.00	20,110.51	0.00	0.00	16,222.19	0.00	0.00	0.00	0.00%
A.0000.2001.0003	LEGACY REVENUE	11,923.75	36,596.20	40,000.00	40,000.00	52,330.00	40,000.00	50,000.00	50,000.00	0.00%
A.0000.2001.0004	RECREATION FEES.CAMP	170,352.70	393,351.25	420,000.00	420,000.00	387,506.60	440,000.00	425,000.00	425,000.00	4.76%

# TOWN OF YORKTOWN

## Budget Preparation Report

Fiscal Year: 2024 Period From: 1 To: 12

Account	Description	2021	2022	Original	Adjusted	2023	2024	2024	2024	Variance To
		Actual	Actual	2023 Budget	2023 Budget	Actual Per 1-12	TENTATIVE Stage	PRELIMINA Stage	FINAL Stage	TENTATIVE Stage
<b>Dept 0000</b>	.									
A.0000.2001.0005	RECREATION FEES.POOL	275,016.75	361,470.33	365,000.00	365,000.00	353,683.10	365,000.00	380,000.00	380,000.00	0.00%
A.0000.2001.0006	RECREATION FEES.YOUTH PRG	192,632.96	240,256.29	185,000.00	185,000.00	216,321.50	240,000.00	240,000.00	240,000.00	29.73%
A.0000.2001.0007	RECREATION FEES.ADULT PRG	45,589.33	58,781.20	60,000.00	60,000.00	78,629.40	75,000.00	75,000.00	75,000.00	25.00%
A.0000.2001.0008	RECREATION FEES.GRANITE KNOLLS REVENUE	36,015.50	62,756.35	70,000.00	70,000.00	83,939.15	100,000.00	100,000.00	100,000.00	42.86%
A.0000.2001.0009	RECREATION FEES.CONCESSIONS	0.00	4,000.00	0.00	0.00	68,600.00	80,145.00	80,145.00	80,145.00	100.00%
A.0000.2025	YCCC FIXED ANNUAL RENTS	154,140.35	149,989.72	118,500.00	118,500.00	116,629.15	127,250.00	127,250.00	127,250.00	7.38%
A.0000.2026	YCCC ONE TIME USE RENTS	10,640.50	27,701.00	35,000.00	35,000.00	34,345.50	35,000.00	35,000.00	35,000.00	0.00%
A.0000.2027	OVERTIME REIMBURSEMENT	0.00	0.00	12,500.00	12,500.00	0.00	0.00	0.00	0.00	-100.00%
A.0000.2110	ZONING FEES	10,714.00	12,777.00	15,000.00	15,000.00	7,612.00	13,500.00	13,500.00	13,500.00	-10.00%
A.0000.2113	WETLANDS PERMITS	1,800.00	5,400.00	0.00	0.00	0.00	0.00	0.00	0.00	0.00%
A.0000.2114	ABACA	3,443.00	16,375.20	20,000.00	20,000.00	24,781.60	20,000.00	20,000.00	20,000.00	0.00%
A.0000.2115	PLANNING FEES	69,638.52	69,890.50	100,000.00	100,000.00	177,673.00	125,000.00	125,000.00	125,000.00	25.00%
A.0000.2116	INSPECTION FEES	145,590.00	171,609.63	200,000.00	200,000.00	388,805.00	200,000.00	200,000.00	200,000.00	0.00%
A.0000.2118	GEN DEVELOPMENT FEES	13,894.00	9,167.00	13,000.00	13,000.00	10,738.00	13,000.00	13,000.00	13,000.00	0.00%
A.0000.2210	SERVICE TO OTHER GOVERNMENTS	198,715.40	225,281.20	260,000.00	260,000.00	220,023.75	260,000.00	260,000.00	260,000.00	0.00%
A.0000.2401	INTEREST EARNINGS	76,423.76	454,749.68	100,000.00	100,000.00	769,551.94	540,000.00	600,000.00	600,000.00	440.00%
A.0000.2401.0001	CAPITAL INTEREST..	3,736.06	35,495.58	2,400.00	2,400.00	63,905.06	42,000.00	50,000.00	50,000.00	1650.00%
A.0000.2410.0001	ANTENNA RENT..	443,603.92	479,051.88	472,900.00	472,900.00	492,803.93	510,150.00	510,150.00	510,150.00	7.88%
A.0000.2530	BINGO LICENSE FEE	0.00	520.21	0.00	0.00	324.69	500.00	500.00	500.00	100.00%
A.0000.2544	DOG LICENSE FEE	12,756.50	14,909.00	14,500.00	14,500.00	3,841.50	14,500.00	14,500.00	14,500.00	0.00%
A.0000.2555	BUILDING PERMITS	1,220,973.70	913,829.32	1,000,000.00	1,000,000.00	988,601.50	1,000,000.00	1,000,000.00	1,000,000.00	0.00%

# TOWN OF YORKTOWN

## Budget Preparation Report

Fiscal Year: 2024 Period From: 1 To: 12

Account	Description	2021	2022	Original	Adjusted	2023	2024	2024	2024	Variance To
		Actual	Actual	2023 Budget	2023 Budget	Actual Per 1-12	TENTATIVE Stage	PRELIMINA Stage	FINAL Stage	TENTATIVE Stage
<b>Dept 0000</b>	.									
A.0000.2556	CERTIFICATES OF OCCUPANCY	24,608.00	24,570.00	27,500.00	27,500.00	22,268.00	27,500.00	27,500.00	27,500.00	0.00%
A.0000.2557	NON-CONFORMING BLDG PERMITS	250.00	975.00	500.00	500.00	450.00	500.00	500.00	500.00	0.00%
A.0000.2558	LOCAL ORDINANCE	8,367.70	10,507.10	13,500.00	13,500.00	8,239.00	13,500.00	13,500.00	13,500.00	0.00%
A.0000.2559	SEARCH FEES	41,605.00	31,400.00	40,000.00	40,000.00	21,700.00	25,000.00	25,000.00	25,000.00	-37.50%
A.0000.2560	OTHER BLDG FEES	0.00	9,393.00	2,500.00	2,500.00	207,127.00	10,000.00	10,000.00	10,000.00	300.00%
A.0000.2560.0001	OTHER BLDG GARBAGE	102.56	0.00	0.00	0.00	0.00	0.00	0.00	0.00	0.00%
A.0000.2561	ELECTRICAL PERMITS	45,150.00	44,700.00	45,000.00	45,000.00	56,408.00	45,000.00	45,000.00	45,000.00	0.00%
A.0000.2565	PLUMBING FEES	93,903.00	121,279.00	95,000.00	95,000.00	108,176.00	95,000.00	95,000.00	95,000.00	0.00%
A.0000.2566	MECHANICAL FEES	126,155.00	222,823.00	145,000.00	145,000.00	160,922.00	145,000.00	145,000.00	145,000.00	0.00%
A.0000.2590	CAFE PERMITS	0.00	40.00	0.00	0.00	0.00	0.00	0.00	0.00	0.00%
A.0000.2610	FINES AND FORFEITED BAIL	511,090.00	705,659.70	500,000.00	500,000.00	607,002.41	600,000.00	613,000.00	613,000.00	20.00%
A.0000.2650	SALES OF SCRAP AND EXCESS MATE	0.00	0.00	0.00	0.00	500.00	0.00	0.00	0.00	0.00%
A.0000.2655	MINOR SALES	2.00	0.00	0.00	0.00	0.00	0.00	0.00	0.00	0.00%
A.0000.2665	SALE OF EQUIPMENT	31,973.00	42,395.00	0.00	0.00	2,900.00	0.00	0.00	0.00	0.00%
A.0000.2680	INSURANCE RECOVERIES	3,200.58	33,996.00	25,000.00	25,000.00	101,978.50	25,000.00	25,000.00	25,000.00	0.00%
A.0000.2701	REFUND OF PRIOR YEARS EXPENDIT	3,379.03	0.00	0.00	0.00	1,181.23	0.00	0.00	0.00	0.00%
A.0000.2750	AIM - RELATED PAYMENTS	176,777.00	176,777.00	175,000.00	175,000.00	176,777.00	175,000.00	175,000.00	175,000.00	0.00%
A.0000.2765	MEALS ON WHEELS	39,123.40	28,201.10	42,500.00	42,500.00	26,961.00	30,000.00	30,000.00	30,000.00	-29.41%
A.0000.2769	NUTRITION	8,782.00	12,771.15	25,000.00	25,000.00	18,026.61	15,000.00	15,000.00	15,000.00	-40.00%
A.0000.2770	MISCELLANEOUS	136,821.17	144,960.95	27,500.00	27,500.00	1,187,775.69	50,000.00	80,950.00	80,950.00	81.82%
A.0000.2771	SRO AGREEMENT	1,067,000.00	1,166,325.25	1,375,000.00	1,375,000.00	1,253,877.70	1,392,761.00	1,392,761.00	1,392,761.00	1.29%
A.0000.2775	DWI/MULTIPLE ENFORCEMENT GRANT	2,976.56	11,669.48	5,000.00	5,000.00	5,307.88	5,000.00	5,000.00	5,000.00	0.00%
A.0000.2778	COUNTY AID	25,087.98	41,371.38	24,500.00	24,500.00	8,193.00	25,000.00	25,000.00	25,000.00	2.04%
A.0000.3005	MORTGAGE TAX	2,591,766.79	1,881,356.20	1,750,000.00	1,750,000.00	1,102,388.32	1,250,000.00	1,250,000.00	1,250,000.00	-28.57%

# TOWN OF YORKTOWN

## Budget Preparation Report

Fiscal Year: 2024 Period From: 1 To: 12

Account	Description			Original	Adjusted	2023	2024	2024	2024	Variance To
		2021	2022	2023	2023	Actual	TENTATIVE	PRELIMINA	FINAL	TENTATIVE
		Actual	Actual	Budget	Budget	Per 1-12	Stage	Stage	Stage	Stage
<b>Dept 0000</b>	.									
A.0000.3089	STATE AID:OTHER	0.00	1,354,896.17	0.00	0.00	100,000.00	0.00	0.00	0.00	0.00%
A.0000.3090	STATE AID:COURT GRANT	0.00	10,000.00	0.00	0.00	3,244.97	0.00	0.00	0.00	0.00%
A.0000.3100	FEMA STATE AID	0.00	2,022.82	0.00	0.00	14,182.27	0.00	0.00	0.00	0.00%
A.0000.3490	STATE AID:NUTRITION PROGRAMS	41,969.94	83,500.59	42,500.00	42,500.00	45,191.09	42,500.00	42,500.00	42,500.00	0.00%
A.0000.4089	FEDERAL AID - OTHER	0.00	0.00	0.00	0.00	1,872,939.80	0.00	0.00	0.00	0.00%
A.0000.4100	FEMA FEDERAL AID	0.00	18,205.36	0.00	0.00	251,239.57	0.00	0.00	0.00	0.00%
A.0000.4300	FEDERAL AID	0.00	1,920,038.04	5,000.00	5,000.00	5,351.58	5,000.00	5,000.00	5,000.00	0.00%
A.0000.4489	FEDERAL AID:NUTRITION	123,245.65	95,569.66	75,000.00	75,000.00	61,661.20	75,000.00	75,000.00	75,000.00	0.00%
A.0000.5031.0001	TRANSER IN FROM WATER..	562,750.00	569,500.00	585,500.00	585,500.00	0.00	597,000.00	597,000.00	597,000.00	1.96%
A.0000.5031.0002	TRANSFER IN FROM SEWERS..	591,405.00	649,150.00	650,000.00	650,000.00	0.00	650,000.00	650,000.00	650,000.00	0.00%
A.0000.5031.0003	TRANSFER IN FROM REFUSE..	250,000.00	250,000.00	250,000.00	250,000.00	0.00	300,000.00	300,000.00	300,000.00	20.00%
A.0000.5031.0004	TRANSFER IN FROM OTHER FUNDS..	26,000.00	29,750.00	30,000.00	30,000.00	0.00	29,550.00	29,550.00	29,550.00	-1.50%
A.0000.5031.0006	TRANSFER IN FROM CAPITAL..	0.00	5,000.00	0.00	0.00	0.00	0.00	0.00	0.00	0.00%
<b>Total Dept 0000</b>	.	<b>(33,544,428.05)</b>	<b>(37,988,427.82)</b>	<b>(32,947,622.00)</b>	<b>(39,544,767.79)</b>	<b>(34,417,079.29)</b>	<b>(35,081,896.00)</b>	<b>(35,203,846.00)</b>	<b>(35,203,846.00)</b>	<b>6.48%</b>
<b>Grand Total</b>		<b>(33,544,428.05)</b>	<b>(37,988,427.82)</b>	<b>(32,947,622.00)</b>	<b>(39,544,767.79)</b>	<b>(34,417,079.29)</b>	<b>(35,081,896.00)</b>	<b>(35,203,846.00)</b>	<b>(35,203,846.00)</b>	<b>6.48%</b>

**NOTE: One or more accounts may not be printed due to Account Table restrictions.**

# TOWN OF YORKTOWN

## Budget Preparation Report

Fiscal Year: 2024 Period From: 1 To: 12

Account	Description	2021	2022	Original	Adjusted	2023	2024	2024	2024	Variance To
		Actual	Actual	2023 Budget	2023 Budget	Actual Per 1-12	TENTATIVE Stage	PRELIMINA Stage	FINAL Stage	TENTATIVE Stage
<b>Dept 1010</b>	<b>LEGISLATIVE BOARD</b>									
A.1010.0101	SALARIES	70,653.73	74,375.87	82,275.00	82,431.96	75,265.73	85,000.00	101,150.00	101,150.00	3.31%
A.1010.0201	AV RM EQUIPMENT	2,663.92	63,824.95	0.00	1,978.24	0.00	500.00	500.00	500.00	100.00%
A.1010.0401	SUPPLIES	0.00	693.68	1,000.00	986.02	758.91	1,000.00	1,000.00	1,000.00	0.00%
A.1010.0401.0001	AV RM SUPPLIES	200.00	200.00	325.00	443.11	90.40	350.00	350.00	350.00	7.69%
A.1010.0405	TRAINING/CONF	0.00	75.00	500.00	500.00	0.00	500.00	500.00	500.00	0.00%
A.1010.0406.0001	CELLULAR TELEPHONE..	1,128.78	1,479.68	1,450.00	1,450.00	1,506.22	1,500.00	1,500.00	1,500.00	3.45%
A.1010.0416	AV ROOM MAINT	0.00	0.00	0.00	1,000.00	1,000.00	500.00	500.00	500.00	100.00%
A.1010.0418	AV RM EQUIP MAINT	5,200.00	900.00	500.00	500.00	169.26	500.00	500.00	500.00	0.00%
A.1010.0423	TB MTG EXPENSES	353.59	310.01	1,500.00	1,360.62	185.40	1,425.00	1,425.00	1,425.00	-5.00%
A.1010.0479	SPECIAL PROJECTS	25,768.63	176,481.70	0.00	795.00	0.00	0.00	0.00	0.00	0.00%
A.1010.0490	CABLE PROF SERVICES	38,375.58	42,284.92	61,250.00	60,550.00	36,695.86	61,250.00	61,250.00	61,250.00	0.00%
A.1010.0810	MEDICAL INSURANCE	22,094.13	56,008.85	85,825.00	85,825.00	84,671.33	127,500.00	127,500.00	127,500.00	48.56%
A.1010.0811	DENTAL INSURANCE	3,505.08	5,828.00	6,550.00	6,550.00	4,464.00	6,550.00	6,550.00	6,550.00	0.00%
A.1010.0812	VISION INSURANCE	966.60	1,288.80	1,425.00	1,425.00	966.60	1,425.00	1,425.00	1,425.00	0.00%
<b>Total Dept 1010</b>	<b>LEGISLATIVE BOARD</b>	<b>170,910.04</b>	<b>423,751.46</b>	<b>242,600.00</b>	<b>245,794.95</b>	<b>205,773.71</b>	<b>288,000.00</b>	<b>304,150.00</b>	<b>304,150.00</b>	<b>18.71%</b>
<b>Dept 1110</b>	<b>MUNICIPAL COURT</b>									
A.1110.0101	SALARIES	421,190.35	456,468.72	488,425.00	490,597.36	437,232.86	508,000.00	520,000.00	520,000.00	4.01%
A.1110.0105	OVERTIME	6,398.91	10,607.88	7,500.00	9,505.25	9,505.25	7,500.00	7,500.00	7,500.00	0.00%
A.1110.0106	LONGEVITY	1,100.00	2,900.00	3,800.00	3,800.00	2,962.50	5,150.00	5,150.00	5,150.00	35.53%
A.1110.0108	LUMP SUM PAY	1,805.45	3,735.85	0.00	3,891.20	3,891.20	0.00	0.00	0.00	0.00%
A.1110.0110	PART TIME SALARIES	26,687.50	39,356.25	37,000.00	37,000.00	35,075.00	47,000.00	47,000.00	47,000.00	27.03%
A.1110.0201	EQUIPMENT	0.00	0.00	0.00	5,396.44	5,109.97	0.00	0.00	0.00	0.00%
A.1110.0202	COMPUTER HARDWARE	1,727.04	0.00	0.00	220.00	220.00	0.00	0.00	0.00	0.00%
A.1110.0401	SUPPLIES	3,171.66	3,945.39	3,000.00	3,041.37	2,023.97	3,000.00	3,000.00	3,000.00	0.00%
A.1110.0401.0001	SUPPLIES.INK & TONER	1,136.42	772.86	2,000.00	2,000.00	1,003.60	2,000.00	2,000.00	2,000.00	0.00%
A.1110.0406	TELECOMMUNICATIONS	4,682.70	4,839.98	5,000.00	5,000.00	4,911.21	4,750.00	4,750.00	4,750.00	-5.00%
A.1110.0410	BOOKS/PERIODICALS	861.95	2,563.95	1,900.00	2,915.92	1,223.77	1,805.00	1,805.00	1,805.00	-5.00%

# TOWN OF YORKTOWN

## Budget Preparation Report

Fiscal Year: 2024 Period From: 1 To: 12

Account	Description	2021	2022	Original	Adjusted	2023	2024	2024	2024	Variance To
		Actual	Actual	2023 Budget	2023 Budget	Actual Per 1-12	TENTATIVE Stage	PRELIMINA Stage	FINAL Stage	TENTATIVE Stage
<b>Dept 1110</b>	<b>MUNICIPAL COURT</b>									
A.1110.0416	BLDG MAINT	18,225.51	25,375.14	30,000.00	37,467.15	22,954.92	30,000.00	30,000.00	30,000.00	0.00%
A.1110.0416.0001	BLDG MAINT RESTROOM PAPER	157.45	0.00	750.00	750.00	732.21	700.00	700.00	700.00	-6.67%
A.1110.0417	COPIER MAINTENANCE	397.47	557.89	500.00	500.00	459.84	500.00	500.00	500.00	0.00%
A.1110.0418	EQUIP MAINT	0.00	0.00	500.00	500.00	0.00	500.00	500.00	500.00	0.00%
A.1110.0418.0001	EQUIPMENT MAINTENANCE.SOFTWARE	0.00	0.00	0.00	0.00	0.00	1,100.00	1,100.00	1,100.00	100.00%
A.1110.0421.0001	COMPUTER SUPPORT/SOFTWARE	975.00	1,000.00	1,100.00	880.00	238.07	5,650.00	5,650.00	5,650.00	413.64%
A.1110.0423	TRAINING	1,356.46	60.00	2,500.00	1,801.01	290.00	2,500.00	2,500.00	2,500.00	0.00%
A.1110.0428	DUES	760.00	800.00	800.00	820.00	820.00	900.00	900.00	900.00	12.50%
A.1110.0434	UNIFORMS	980.63	1,113.00	1,000.00	592.42	300.00	1,000.00	1,000.00	1,000.00	0.00%
A.1110.0440	AUDITOR	0.00	1,500.00	1,500.00	1,500.00	1,500.00	1,500.00	1,500.00	1,500.00	0.00%
A.1110.0450	WATER PURCHASE	49.36	115.25	100.00	100.00	90.09	100.00	100.00	100.00	0.00%
A.1110.0490	CONTRACTUAL	24,605.00	29,228.75	40,000.00	62,666.25	24,039.50	35,000.00	40,000.00	40,000.00	-12.50%
A.1110.0810	MEDICAL INSURANCE	88,376.54	93,702.29	114,450.00	110,558.80	96,642.73	109,500.00	109,500.00	109,500.00	-4.33%
A.1110.0811	DENTAL INSURANCE	10,416.00	10,016.45	11,475.00	11,475.00	9,457.08	10,500.00	10,500.00	10,500.00	-8.50%
A.1110.0812	VISION INSURANCE	2,255.40	2,255.40	2,500.00	2,500.00	2,255.40	2,500.00	2,500.00	2,500.00	0.00%
<b>Total Dept 1110</b>	<b>MUNICIPAL COURT</b>	<b>617,316.80</b>	<b>690,915.05</b>	<b>755,800.00</b>	<b>795,478.17</b>	<b>662,939.17</b>	<b>781,155.00</b>	<b>798,155.00</b>	<b>798,155.00</b>	<b>3.35%</b>
<b>Dept 1220</b>	<b>SUPERVISOR</b>									
A.1220.0101	SALARIES	332,293.79	340,048.95	346,025.00	325,607.94	291,620.51	344,750.00	353,750.00	353,750.00	-0.37%
A.1220.0105	OVERTIME	1,892.76	256.43	0.00	466.86	466.86	0.00	0.00	0.00	0.00%
A.1220.0106	LONGEVITY	1,100.00	1,250.00	1,250.00	390.80	0.00	0.00	0.00	0.00	-100.00%
A.1220.0108	LUMP SUM PAYMENT	2,295.75	4,158.45	0.00	59,090.24	59,090.24	0.00	0.00	0.00	0.00%
A.1220.0201	EQUIPMENT	276.29	0.00	0.00	0.00	0.00	0.00	0.00	0.00	0.00%
A.1220.0202	OFFICE FURNITURE	0.00	3,898.79	0.00	2,543.31	2,543.31	0.00	0.00	0.00	0.00%
A.1220.0401	SUPPLIES	341.25	56.76	750.00	1,550.00	1,511.41	750.00	750.00	750.00	0.00%
A.1220.0401.0001	SUPPLIES.INK & TONER	0.00	1,067.44	250.00	235.48	0.00	250.00	250.00	250.00	0.00%



# TOWN OF YORKTOWN

## Budget Preparation Report

Fiscal Year: 2024 Period From: 1 To: 12

Account	Description	2021	2022	Original	Adjusted	2023	2024	2024	2024	Variance To
		Actual	Actual	2023 Budget	2023 Budget	Actual Per 1-12	TENTATIVE Stage	PRELIMINA Stage	FINAL Stage	TENTATIVE Stage
<b>Dept 1220</b>	<b>SUPERVISOR</b>									
A.1220.0402	DEPT SUPPLIES	0.00	0.00	500.00	480.00	218.00	500.00	500.00	500.00	0.00%
A.1220.0404	MILEAGE/TOLLS	0.00	0.00	100.00	100.00	0.00	100.00	100.00	100.00	0.00%
A.1220.0405	CONFERENCES	0.00	100.00	100.00	1,150.52	1,145.52	1,200.00	1,200.00	1,200.00	1100.00%
A.1220.0406.0001	CELLULAR TELEPHONE..	1,112.81	1,206.24	1,025.00	1,025.00	1,174.22	1,225.00	1,225.00	1,225.00	19.51%
A.1220.0420	VEHICLE MAINTENANCE	0.00	0.00	0.00	224.52	208.21	500.00	500.00	500.00	100.00%
A.1220.0423	TRAINING	3,600.00	0.00	0.00	0.00	0.00	100.00	100.00	100.00	100.00%
A.1220.0428	DUES	1,275.00	875.00	1,275.00	1,275.00	1,150.00	2,275.00	2,275.00	2,275.00	78.43%
A.1220.0442.0001	COMMUNICATION	72,500.00	60,000.00	60,000.00	60,000.00	40,000.00	60,000.00	60,000.00	60,000.00	0.00%
A.1220.0470	GAS & OIL	0.00	0.00	0.00	2,189.38	1,518.66	2,375.00	2,375.00	2,375.00	100.00%
A.1220.0489	YOUTH BUREAU	0.00	20,000.00	20,000.00	20,000.00	20,000.00	20,000.00	20,000.00	20,000.00	0.00%
A.1220.0490	PROF SERVICES	52,498.04	44,184.98	5,000.00	78,500.00	38,850.00	38,500.00	38,500.00	38,500.00	670.00%
A.1220.0810	MEDICAL INSURANCE	53,886.04	53,936.04	57,225.00	41,961.69	23,584.74	96,000.00	96,000.00	96,000.00	67.76%
A.1220.0811	DENTAL INSURANCE	3,505.08	3,505.08	3,875.00	3,875.00	3,257.08	3,875.00	3,875.00	3,875.00	0.00%
A.1220.0812	VISION INSURANCE	966.60	966.60	1,075.00	1,075.00	912.90	1,075.00	1,075.00	1,075.00	0.00%
<b>Total Dept 1220</b>	<b>SUPERVISOR</b>	<b>527,543.41</b>	<b>535,510.76</b>	<b>498,450.00</b>	<b>601,740.74</b>	<b>487,251.66</b>	<b>573,475.00</b>	<b>582,475.00</b>	<b>582,475.00</b>	<b>15.05%</b>
<b>Dept 1315</b>	<b>COMPTROLLER</b>									
A.1315.0101	SALARIES	498,154.92	522,290.32	629,575.00	544,571.60	484,384.30	557,500.00	561,500.00	561,500.00	-11.45%
A.1315.0105	OVERTIME	304.75	1,242.50	2,500.00	6,584.62	0.00	2,375.00	2,375.00	2,375.00	-5.00%
A.1315.0106	LONGEVITY	4,000.00	4,700.00	5,000.00	7,257.50	7,257.50	6,950.00	6,950.00	6,950.00	39.00%
A.1315.0108	LUMP SUM PAY	2,555.50	2,692.30	0.00	86,463.51	86,463.51	0.00	0.00	0.00	0.00%
A.1315.0110	PART TIME HELP	0.00	0.00	5,000.00	1,410.79	0.00	4,750.00	4,750.00	4,750.00	-5.00%
A.1315.0131	STIPEND	7,500.00	7,500.00	7,500.00	7,500.00	2,500.00	7,500.00	7,500.00	7,500.00	0.00%
A.1315.0201	OFFICE EQUIPMENT	0.00	199.99	0.00	0.00	0.00	0.00	0.00	0.00	0.00%
A.1315.0202	OFFICE FURNITURE	2,624.17	795.92	0.00	8,000.00	0.00	0.00	0.00	0.00	0.00%
A.1315.0401	SUPPLIES	655.52	594.34	1,250.00	1,928.42	1,308.74	1,500.00	1,500.00	1,500.00	20.00%
A.1315.0401.0001	SUPPLIES.INK & TONER	674.03	413.73	1,000.00	1,000.00	754.72	750.00	750.00	750.00	-25.00%
A.1315.0402	DEPT SUPPLIES	832.44	1,519.06	2,500.00	2,899.22	1,734.29	2,500.00	2,500.00	2,500.00	0.00%

# TOWN OF YORKTOWN

## Budget Preparation Report

Fiscal Year: 2024 Period From: 1 To: 12

Account	Description	2021	2022	Original	Adjusted	2023	2024	2024	2024	Variance To
		Actual	Actual	2023 Budget	2023 Budget	Actual Per 1-12	TENTATIVE Stage	PRELIMINA Stage	FINAL Stage	TENTATIVE Stage
<b>Dept 1315</b>	<b>COMPTRROLLER</b>									
A.1315.0406.0001	CELLULAR TELEPHONE..	376.26	375.18	400.00	400.00	381.04	400.00	400.00	400.00	0.00%
A.1315.0421.0001	COMPUTER SUPPORT/SOFTWARE	22,500.00	25,000.00	25,500.00	21,600.78	2,133.75	25,500.00	25,500.00	25,500.00	0.00%
A.1315.0423	TRAINING	2,515.00	2,446.10	5,000.00	5,000.00	2,399.24	5,000.00	5,000.00	5,000.00	0.00%
A.1315.0428	DUES	0.00	660.00	720.00	720.00	700.00	700.00	700.00	700.00	-2.78%
A.1315.0810	MEDICAL INSURANCE	110,996.73	124,742.46	171,925.00	157,126.59	125,606.11	146,000.00	146,000.00	146,000.00	-15.08%
A.1315.0811	DENTAL INSURANCE	7,010.16	7,010.16	10,425.00	10,425.00	6,514.16	7,750.00	7,750.00	7,750.00	-25.66%
A.1315.0812	VISION INSURANCE	1,611.00	1,611.00	2,150.00	2,150.00	1,557.30	2,150.00	2,150.00	2,150.00	0.00%
<b>Total Dept 1315</b>	<b>COMPTRROLLER</b>	<b>662,310.48</b>	<b>703,793.06</b>	<b>870,445.00</b>	<b>865,038.03</b>	<b>723,694.66</b>	<b>771,325.00</b>	<b>775,325.00</b>	<b>775,325.00</b>	<b>-11.39%</b>
<b>Dept 1320</b>	<b>AUDITOR</b>									
A.1320.0440	AUDIT EXPENSES	47,205.00	48,513.00	50,000.00	64,485.00	64,485.00	55,750.00	55,750.00	55,750.00	11.50%
<b>Total Dept 1320</b>	<b>AUDITOR</b>	<b>47,205.00</b>	<b>48,513.00</b>	<b>50,000.00</b>	<b>64,485.00</b>	<b>64,485.00</b>	<b>55,750.00</b>	<b>55,750.00</b>	<b>55,750.00</b>	<b>11.50%</b>
<b>Dept 1330</b>	<b>TAX COLLECTION</b>									
A.1330.0101	SALARIES	165,501.92	172,013.62	176,625.00	176,988.07	163,295.68	182,500.00	186,500.00	186,500.00	3.33%
A.1330.0105	OVERTIME	321.89	519.52	500.00	1,747.32	1,532.30	500.00	500.00	500.00	0.00%
A.1330.0106	LONGEVITY	1,100.00	1,500.00	1,500.00	1,500.00	1,500.00	2,600.00	2,600.00	2,600.00	73.33%
A.1330.0108	LUMP SUM	1,984.65	2,093.10	0.00	2,145.45	2,145.45	0.00	0.00	0.00	0.00%
A.1330.0110	PART TIME SALARIES	0.00	0.00	3,850.00	0.00	0.00	2,500.00	2,500.00	2,500.00	-35.06%
A.1330.0401	SUPPLIES	1,219.34	270.17	1,000.00	1,012.93	173.67	1,000.00	1,000.00	1,000.00	0.00%
A.1330.0401.0001	SUPPLIES.INK & TONER	0.00	0.00	500.00	500.00	0.00	500.00	500.00	500.00	0.00%
A.1330.0402	DEPT SUPPLIES	2,135.62	3,443.25	4,500.00	9,972.27	8,504.02	5,000.00	5,000.00	5,000.00	11.11%
A.1330.0410	BOOKS	570.00	720.00	500.00	756.00	0.00	500.00	500.00	500.00	0.00%
A.1330.0417	COPIER MAINTENANCE	410.22	353.75	500.00	500.00	345.47	500.00	500.00	500.00	0.00%
A.1330.0418	EQUIP MAINT	0.00	0.00	0.00	195.00	0.00	0.00	0.00	0.00	0.00%
A.1330.0421.0001	COMPUTER SUPPORT/SOFTWARE	9,910.00	9,910.00	11,750.00	10,655.00	4,967.60	12,000.00	12,000.00	12,000.00	2.13%
A.1330.0428	DUES	175.00	175.00	500.00	500.00	175.00	500.00	500.00	500.00	0.00%
A.1330.0442	LEGAL NOTICES	2,134.19	2,320.46	2,750.00	2,750.00	2,497.44	2,750.00	2,750.00	2,750.00	0.00%

# TOWN OF YORKTOWN

## Budget Preparation Report

Fiscal Year: 2024 Period From: 1 To: 12

Account	Description	2021	2022	Original	Adjusted	2023	2024	2024	2024	Variance To
		Actual	Actual	2023 Budget	2023 Budget	Actual Per 1-12	TENTATIVE Stage	PRELIMINA Stage	FINAL Stage	
<b>Dept 1330</b>	<b>TAX COLLECTION</b>									
A.1330.0444	FILING FEES	985.00	900.00	3,500.00	1,274.41	830.00	3,500.00	3,500.00	3,500.00	0.00%
A.1330.0810	MEDICAL INSURANCE	44,188.27	49,790.42	57,225.00	57,225.00	56,447.61	64,000.00	64,000.00	64,000.00	11.84%
A.1330.0811	DENTAL INSURANCE	2,976.00	2,976.00	3,275.00	3,275.00	2,976.00	3,275.00	3,275.00	3,275.00	0.00%
A.1330.0812	VISION INSURANCE	644.40	644.40	725.00	725.00	698.10	725.00	725.00	725.00	0.00%
<b>Total Dept 1330</b>	<b>TAX COLLECTION</b>	<b>234,256.50</b>	<b>247,629.69</b>	<b>269,200.00</b>	<b>271,721.45</b>	<b>246,088.34</b>	<b>282,350.00</b>	<b>286,350.00</b>	<b>286,350.00</b>	<b>4.88%</b>
<b>Dept 1345</b>	<b>PURCHASING</b>									
A.1345.0201	EQUIPMENT	0.00	0.00	1,500.00	9,194.23	8,354.24	1,425.00	1,425.00	1,425.00	-5.00%
A.1345.0202	COMPUTER HARDWARE	76,186.95	85,246.92	85,000.00	96,523.27	82,738.90	80,750.00	80,750.00	80,750.00	-5.00%
A.1345.0401	SUPPLIES	52,737.20	4,688.61	10,000.00	7,682.32	7,332.62	10,000.00	10,000.00	10,000.00	0.00%
A.1345.0418	EQUIP MAINT	111.64	79.69	1,500.00	1,500.00	1,091.17	1,500.00	1,500.00	1,500.00	0.00%
A.1345.0421.0001	COMPUTER SUPPORT/SOFTWARE	69,565.22	179,510.50	85,000.00	177,281.00	176,962.78	121,125.00	121,125.00	121,125.00	42.50%
<b>Total Dept 1345</b>	<b>PURCHASING</b>	<b>198,601.01</b>	<b>269,525.72</b>	<b>183,000.00</b>	<b>292,180.82</b>	<b>276,479.71</b>	<b>214,800.00</b>	<b>214,800.00</b>	<b>214,800.00</b>	<b>17.38%</b>
<b>Dept 1355</b>	<b>ASSESSMENT</b>									
A.1355.0101	SALARIES	295,265.13	298,093.13	377,075.00	326,468.74	241,050.29	405,350.00	409,500.00	409,500.00	7.50%
A.1355.0105	OVERTIME	0.00	417.36	6,500.00	6,500.00	6,452.81	6,500.00	6,500.00	6,500.00	0.00%
A.1355.0106	LONGEVITY	1,600.00	2,250.00	3,150.00	3,150.00	2,900.00	2,900.00	2,900.00	2,900.00	-7.94%
A.1355.0108	LUMP SUM PAY	6,154.68	2,650.75	0.00	9,071.89	9,071.89	0.00	0.00	0.00	0.00%
A.1355.0201	EQUIPMENT	0.00	319.98	500.00	500.00	0.00	500.00	500.00	500.00	0.00%
A.1355.0401.0001	SUPPLIES.INK & TONER	320.72	0.00	950.00	1,270.72	0.00	1,000.00	1,000.00	1,000.00	5.26%
A.1355.0402	DEPT SUPPLIES	462.33	431.31	950.00	5,539.15	351.09	1,000.00	1,000.00	1,000.00	5.26%
A.1355.0405	CONFERENCES	0.00	0.00	0.00	1,500.00	0.00	0.00	0.00	0.00	0.00%
A.1355.0410	BOOKS	600.00	600.00	600.00	600.00	600.00	600.00	600.00	600.00	0.00%
A.1355.0417	COPIER MAINTENANCE	123.33	126.04	600.00	600.00	263.97	600.00	600.00	600.00	0.00%
A.1355.0418	EQUIP MAINT	436.79	0.00	500.00	500.00	397.85	500.00	500.00	500.00	0.00%
A.1355.0420	VEHICLE MAINTENANCE	95.55	180.92	1,000.00	1,000.00	0.00	1,000.00	750.00	750.00	0.00%
A.1355.0421.0001	COMPUTER SUPPORT/SOFTWARE	11,894.00	11,894.00	15,500.00	15,500.00	13,456.64	15,500.00	15,500.00	15,500.00	0.00%

# TOWN OF YORKTOWN

## Budget Preparation Report

Fiscal Year: 2024 Period From: 1 To: 12

Account	Description	2021	2022	Original	Adjusted	2023	2024	2024	2024	Variance To
		Actual	Actual	2023 Budget	2023 Budget	Actual Per 1-12	TENTATIVE Stage	PRELIMINA Stage	FINAL Stage	TENTATIVE Stage
<b>Dept 1355</b>	<b>ASSESSMENT</b>									
A.1355.0423	TRAINING	530.00	460.19	3,000.00	1,500.00	1,196.00	2,750.00	3,000.00	3,000.00	-8.33%
A.1355.0428	DUES	440.00	720.00	800.00	800.00	720.00	1,000.00	1,000.00	1,000.00	25.00%
A.1355.0437	APPRAISALS	19,205.00	2,900.00	20,000.00	60,000.00	45,400.00	15,000.00	15,000.00	15,000.00	-25.00%
A.1355.0442	LEGAL NOTICES	208.00	169.22	750.00	920.00	248.00	750.00	750.00	750.00	0.00%
A.1355.0470	GAS & OIL	58.63	33.82	100.00	100.00	38.02	150.00	150.00	150.00	50.00%
A.1355.0490	PROF SERVICES	23,715.00	21,420.00	10,000.00	46,332.50	46,332.50	10,000.00	10,000.00	10,000.00	0.00%
A.1355.0490.0001	TAX MAP MAINTENANCE	10,070.00	10,687.48	10,800.00	10,800.00	8,015.61	11,500.00	11,500.00	11,500.00	6.48%
A.1355.0810	MEDICAL INSURANCE	49,705.81	49,790.42	85,825.00	85,825.00	60,398.42	109,500.00	109,500.00	109,500.00	27.59%
A.1355.0811	DENTAL INSURANCE	4,836.00	4,464.00	6,550.00	6,550.00	3,276.36	6,550.00	6,550.00	6,550.00	0.00%
A.1355.0812	VISION INSURANCE	966.60	966.60	1,425.00	1,425.00	724.95	1,425.00	1,425.00	1,425.00	0.00%
<b>Total Dept 1355</b>	<b>ASSESSMENT</b>	<b>426,687.57</b>	<b>408,575.22</b>	<b>546,575.00</b>	<b>586,453.00</b>	<b>440,894.40</b>	<b>594,075.00</b>	<b>598,225.00</b>	<b>598,225.00</b>	<b>8.69%</b>
<b>Dept 1410</b>	<b>CLERK</b>									
A.1410.0101	SALARIES	313,214.79	346,407.18	356,175.00	361,367.98	333,033.64	387,500.00	392,500.00	392,500.00	8.79%
A.1410.0106	LONGEVITY	3,200.00	3,750.00	3,750.00	3,750.00	3,750.00	3,750.00	3,750.00	3,750.00	0.00%
A.1410.0108	LUMP SUM PAYMENT	10,480.19	1,616.35	0.00	1,841.20	1,841.20	0.00	0.00	0.00	0.00%
A.1410.0110	PART TIME SALARIES	6,723.30	16,485.00	17,100.00	18,540.00	18,540.00	17,100.00	17,100.00	17,100.00	0.00%
A.1410.0113	TEMP BINGO	0.00	125.00	3,000.00	505.03	0.00	3,000.00	3,000.00	3,000.00	0.00%
A.1410.0201	EQUIPMENT	0.00	0.00	0.00	2,494.97	0.00	0.00	0.00	0.00	0.00%
A.1410.0202	OFFICE FURNITURE	0.00	65.99	0.00	0.00	0.00	0.00	0.00	0.00	0.00%
A.1410.0401	SUPPLIES	1,949.62	2,777.24	2,250.00	2,370.60	1,986.84	2,250.00	2,250.00	2,250.00	0.00%
A.1410.0401.0001	SUPPLIES.INK & TONER	541.54	171.25	500.00	500.00	0.00	500.00	500.00	500.00	0.00%
A.1410.0402	DEPT SUPPLIES	1,787.50	1,817.50	2,250.00	2,375.86	892.54	2,500.00	2,500.00	2,500.00	11.11%
A.1410.0405	CONFERENCES	1,080.00	3,598.39	2,250.00	2,250.00	1,200.00	2,125.00	2,125.00	2,125.00	-5.56%
A.1410.0406.0001	CELLULAR TELEPHONE..	1,602.51	1,486.57	1,625.00	1,625.00	1,286.55	1,625.00	1,625.00	1,625.00	0.00%
A.1410.0411	PRINTING	4,567.26	5,852.87	7,500.00	7,500.00	4,663.04	7,125.00	7,125.00	7,125.00	-5.00%
A.1410.0417	COPIER MAINTENANCE	698.15	1,295.59	1,000.00	1,000.00	808.05	1,000.00	1,000.00	1,000.00	0.00%
A.1410.0421.0001	COMPUTER SUPPORT/SOFTWARE	4,565.00	4,334.00	4,750.00	4,750.00	4,490.95	4,750.00	4,750.00	4,750.00	0.00%

# TOWN OF YORKTOWN

## Budget Preparation Report

Fiscal Year: 2024 Period From: 1 To: 12

Account	Description	2021	2022	Original	Adjusted	2023	2024	2024	2024	Variance To
		Actual	Actual	2023 Budget	2023 Budget	Actual Per 1-12	TENTATIVE Stage	PRELIMINA Stage	FINAL Stage	TENTATIVE Stage
<b>Dept 1410</b>	<b>CLERK</b>									
A.1410.0428	DUES	390.00	325.00	500.00	500.00	410.00	500.00	500.00	500.00	0.00%
A.1410.0442	LEGAL NOTICES	7,117.72	9,543.94	10,000.00	7,439.60	4,917.78	10,000.00	10,000.00	10,000.00	0.00%
A.1410.0444	FILING FEES	0.00	13.50	50.00	50.00	0.00	50.00	50.00	50.00	0.00%
A.1410.0499	RECORDS MANAGEMENT	63.83	64.66	1,250.00	1,250.00	0.00	1,250.00	1,250.00	1,250.00	0.00%
A.1410.0810	MEDICAL INSURANCE	31,791.91	35,681.90	41,000.00	47,122.62	47,122.62	59,100.00	59,100.00	59,100.00	44.15%
A.1410.0811	DENTAL INSURANCE	5,737.08	6,481.08	7,150.00	5,673.71	5,673.71	7,150.00	7,150.00	7,150.00	0.00%
A.1410.0812	VISION INSURANCE	1,476.75	1,611.00	1,800.00	1,557.30	1,557.30	1,800.00	1,800.00	1,800.00	0.00%
<b>Total Dept 1410</b>	<b>CLERK</b>	<b>396,987.15</b>	<b>443,504.01</b>	<b>463,900.00</b>	<b>474,463.87</b>	<b>432,174.22</b>	<b>513,075.00</b>	<b>518,075.00</b>	<b>518,075.00</b>	<b>10.60%</b>
<b>Dept 1420</b>	<b>LEGAL</b>									
A.1420.0101	SALARIES	56,459.02	60,985.92	65,850.00	56,355.99	35,962.20	71,500.00	71,500.00	71,500.00	8.58%
A.1420.0108	LUMP SUM	0.00	0.00	0.00	9,622.73	9,622.73	0.00	0.00	0.00	0.00%
A.1420.0401	SUPPLIES	78.43	26.45	250.00	250.00	201.34	100.00	100.00	100.00	-60.00%
A.1420.0401.0001	SUPPLIES.INK & TONER	29.40	0.00	0.00	0.00	0.00	0.00	0.00	0.00	0.00%
A.1420.0417	COPIER MAINTENANCE	6.33	0.00	0.00	0.00	0.00	0.00	0.00	0.00	0.00%
A.1420.0421.0001	COMPUTER SUPPORT/SOFTWARE	0.00	0.00	0.00	7,200.00	7,200.00	0.00	0.00	0.00	0.00%
A.1420.0424.0001	NON-RETAIN TAX CERTS	8,526.00	16,764.64	25,000.00	28,355.89	28,355.89	25,000.00	25,000.00	25,000.00	0.00%
A.1420.0425.0001	LABOR NON-RETAINER	0.00	0.00	7,500.00	5,348.21	0.00	7,500.00	7,500.00	7,500.00	0.00%
A.1420.0426	NON-LIT OUTSIDE COUNS FEES	33,577.50	57,946.75	1,000.00	56,456.25	2,117.50	5,000.00	5,000.00	5,000.00	400.00%
A.1420.0426.0001	PROSECUTOR	12,387.50	26,195.00	34,000.00	42,945.00	27,500.00	30,000.00	30,000.00	30,000.00	-11.76%
A.1420.0427	OUTSIDE EXPENSES	7,723.74	0.00	500.00	3,000.00	3,000.00	500.00	500.00	500.00	0.00%
A.1420.0437	FORECLOSE/SALE EXP	0.00	0.00	27,500.00	21,678.40	0.00	22,500.00	22,500.00	22,500.00	-18.18%
A.1420.0439	LIT OUTSIDE COUNSEL FEES	275.00	0.00	500.00	500.00	0.00	0.00	0.00	0.00	-100.00%
A.1420.0443	LEGAL SETTLEMENTS	29,124.19	20,522.81	60,000.00	64,800.00	13,235.74	55,000.00	55,000.00	55,000.00	-8.33%
A.1420.0444	FILING FEES	0.00	0.00	1,000.00	1,000.00	0.00	1,000.00	1,000.00	1,000.00	0.00%
A.1420.0490	PROF SERVICES	171,696.00	171,696.00	171,700.00	171,700.00	100,366.00	171,700.00	171,700.00	171,700.00	0.00%

# TOWN OF YORKTOWN

## Budget Preparation Report

Fiscal Year: 2024 Period From: 1 To: 12

Account	Description			Original	Adjusted	2023	2024	2024	2024	Variance To
		2021	2022	2023	2023	Actual	TENTATIVE	PRELIMINA	FINAL	TENTATIVE
		Actual	Actual	Budget	Budget	Per 1-12	Stage	Stage	Stage	Stage
<b>Dept 1420</b>	<b>LEGAL</b>									
A.1420.0810	MEDICAL INSURANCE	0.00	0.00	0.00	9,267.52	16,314.28	32,000.00	32,000.00	32,000.00	100.00%
A.1420.0811	DENTAL INSURANCE	529.08	529.08	600.00	600.00	44.09	1,650.00	1,650.00	1,650.00	175.00%
A.1420.0812	VISION INSURANCE	322.20	322.20	375.00	375.00	214.80	375.00	375.00	375.00	0.00%
<b>Total Dept 1420</b>	<b>LEGAL</b>	<b>320,734.39</b>	<b>354,988.85</b>	<b>395,775.00</b>	<b>479,454.99</b>	<b>244,134.57</b>	<b>423,825.00</b>	<b>423,825.00</b>	<b>423,825.00</b>	<b>7.09%</b>
<b>Dept 1440</b>	<b>ENGINEER</b>									
A.1440.0101	SALARIES	386,384.64	406,362.52	470,150.00	470,783.44	431,753.88	489,100.00	493,150.00	493,150.00	4.03%
A.1440.0105	OVERTIME	1,121.45	1.39	0.00	0.00	0.00	0.00	0.00	0.00	0.00%
A.1440.0106	LONGEVITY	4,800.00	2,000.00	2,000.00	2,000.00	2,000.00	2,000.00	2,000.00	2,000.00	0.00%
A.1440.0108	LUMP SUM PAY	40,351.01	51,789.69	0.00	2,929.65	2,929.65	0.00	0.00	0.00	0.00%
A.1440.0110	PT/SEASONAL SALARIES	0.00	7,512.13	0.00	0.00	0.00	0.00	0.00	0.00	0.00%
A.1440.0401	SUPPLIES	341.70	736.26	750.00	754.37	498.07	1,000.00	1,000.00	1,000.00	33.33%
A.1440.0401.0001	SUPPLIES.INK & TONER	0.00	263.57	0.00	525.00	516.38	700.00	700.00	700.00	100.00%
A.1440.0402	DEPT SUPPLIES	0.00	0.00	500.00	500.00	115.18	0.00	0.00	0.00	-100.00%
A.1440.0405	CONFERENCES	0.00	0.00	0.00	0.00	0.00	500.00	500.00	500.00	100.00%
A.1440.0406.0001	CELLULAR TELEPHONE	376.26	375.18	450.00	450.00	(17.17)	500.00	500.00	500.00	11.11%
A.1440.0417	COPIER MAINTENANCE	316.13	364.68	500.00	635.32	206.06	500.00	500.00	500.00	0.00%
A.1440.0418	EQUIP MAINT	24.49	19.92	25.00	25.00	0.00	25.00	25.00	25.00	0.00%
A.1440.0420	VEHICLE MAINTENANCE	432.22	595.40	500.00	500.00	255.35	500.00	500.00	500.00	0.00%
A.1440.0421.0001	COMPUTER SUPPORT/SOFTWARE	1,078.25	9,820.19	6,900.00	6,512.02	4,313.89	6,250.00	6,250.00	6,250.00	-9.42%
A.1440.0423	EMPLOYEE TRAINING	281.99	0.00	250.00	250.00	0.00	500.00	500.00	500.00	100.00%
A.1440.0434	UNIFORMS	0.00	150.00	300.00	300.00	101.64	300.00	300.00	300.00	0.00%
A.1440.0470	GAS AND OIL	446.66	469.92	500.00	500.00	490.70	750.00	750.00	750.00	50.00%
A.1440.0479	SPECIAL PROJECTS	9,858.29	16,840.94	0.00	20,187.85	20,187.85	0.00	0.00	0.00	0.00%
A.1440.0490	PROF SERVICES	73,320.47	4,350.00	5,000.00	3,422.89	0.00	5,000.00	5,000.00	5,000.00	0.00%
A.1440.0810	MEDICAL INSURANCE	57,385.64	48,541.31	53,375.00	53,375.00	52,166.57	59,100.00	59,100.00	59,100.00	10.73%
A.1440.0811	DENTAL INSURANCE	2,036.41	3,766.88	5,025.00	5,025.00	4,563.24	5,025.00	5,025.00	5,025.00	0.00%
A.1440.0812	VISION INSURANCE	1,288.80	1,423.05	1,775.00	1,775.00	1,611.00	1,775.00	1,775.00	1,775.00	0.00%

# TOWN OF YORKTOWN

## Budget Preparation Report

Fiscal Year: 2024 Period From: 1 To: 12

Account	Description	2021	2022	Original	Adjusted	2023	2024	2024	2024	Variance To
		Actual	Actual	2023 Budget	2023 Budget	Actual Per 1-12	TENTATIVE Stage	PRELIMINA Stage	FINAL Stage	
<b>Dept 1440</b>	<b>ENGINEER</b>									
<b>Total Dept 1440</b>	<b>ENGINEER</b>	<b>579,844.41</b>	<b>555,383.03</b>	<b>548,000.00</b>	<b>570,450.54</b>	<b>521,692.29</b>	<b>573,525.00</b>	<b>577,575.00</b>	<b>577,575.00</b>	<b>4.66%</b>
<b>Dept 1450</b>	<b>ELECTIONS</b>									
A.1450.0101	SALARIES	11,000.00	11,900.00	11,500.00	11,500.00	11,500.00	11,500.00	11,500.00	11,500.00	0.00%
A.1450.0442	LEGAL NOTICES	547.28	1,734.55	1,000.00	1,000.00	0.00	1,000.00	1,000.00	1,000.00	0.00%
A.1450.0490	CONTRACTUAL SERVICES	99,398.00	102,380.00	106,500.00	106,500.00	105,452.00	111,825.00	111,825.00	111,825.00	5.00%
<b>Total Dept 1450</b>	<b>ELECTIONS</b>	<b>110,945.28</b>	<b>116,014.55</b>	<b>119,000.00</b>	<b>119,000.00</b>	<b>116,952.00</b>	<b>124,325.00</b>	<b>124,325.00</b>	<b>124,325.00</b>	<b>4.47%</b>
<b>Dept 1620</b>	<b>TOWN HALL</b>									
A.1620.0105	OVERTIME	0.00	0.36	0.00	0.00	0.00	0.00	0.00	0.00	0.00%
A.1620.0406	TOWN HALL PHONE	18,107.67	17,499.34	20,500.00	20,500.00	18,233.26	19,475.00	19,475.00	19,475.00	-5.00%
A.1620.0406.0003	REC MGMT PHONE..	372.40	399.47	500.00	500.00	377.07	475.00	475.00	475.00	-5.00%
A.1620.0407	TOWN HALL ELECTRIC	10,611.83	10,940.86	22,500.00	22,500.00	10,470.72	15,000.00	15,000.00	15,000.00	-33.33%
A.1620.0407.0003	RECORDS CTR ELEC	3,542.51	3,744.22	7,500.00	7,000.00	3,272.71	7,125.00	7,125.00	7,125.00	-5.00%
A.1620.0408	FUEL OIL	10,149.37	12,201.59	16,500.00	16,500.00	6,398.63	21,375.00	21,375.00	21,375.00	29.55%
A.1620.0408.0003	RECORDS CTR FUEL OIL	1,582.88	3,484.27	5,000.00	5,000.00	2,569.73	4,750.00	4,750.00	4,750.00	-5.00%
A.1620.0416	TOWN HALL MAINT	21,099.08	51,363.71	50,000.00	53,166.61	22,790.11	52,500.00	52,500.00	52,500.00	5.00%
A.1620.0416.0001	BLDG MAINT RESTROOM PAPER	0.00	0.00	1,000.00	1,000.00	576.50	750.00	750.00	750.00	-25.00%
A.1620.0416.0003	RECORDS CTR MAINT	2,043.80	1,093.28	2,500.00	3,750.00	919.00	3,125.00	3,125.00	3,125.00	25.00%
A.1620.0450	WATER	2,217.07	642.73	1,000.00	1,000.00	1,094.95	1,000.00	1,000.00	1,000.00	0.00%
A.1620.0490.0001	PROF SVCS.ACA COMPLIANCE	16,000.00	16,000.00	16,000.00	16,000.00	12,000.00	16,000.00	16,000.00	16,000.00	0.00%
<b>Total Dept 1620</b>	<b>TOWN HALL</b>	<b>85,726.61</b>	<b>117,369.83</b>	<b>143,000.00</b>	<b>146,916.61</b>	<b>78,702.68</b>	<b>141,575.00</b>	<b>141,575.00</b>	<b>141,575.00</b>	<b>-1.00%</b>
<b>Dept 1625</b>	<b>YCCC</b>									
A.1625.0200	EQUIPMENT	989.62	0.00	0.00	37,803.68	0.00	0.00	0.00	0.00	0.00%
A.1625.0401	OFFICE SUPPLIES	266.89	243.78	500.00	701.24	152.65	500.00	500.00	500.00	0.00%
A.1625.0401.0001	SUPPLIES.INK & TONER	112.97	184.33	250.00	250.00	213.87	250.00	250.00	250.00	0.00%
A.1625.0406	TELECOMMUNICATIONS	8,375.49	7,812.30	8,000.00	8,000.00	8,091.53	8,125.00	8,125.00	8,125.00	1.56%
A.1625.0407	ELECTRIC	35,576.62	28,019.53	40,000.00	40,000.00	33,660.62	36,250.00	36,250.00	36,250.00	-9.38%

# TOWN OF YORKTOWN

## Budget Preparation Report

Fiscal Year: 2024 Period From: 1 To: 12

Account	Description	2021	2022	Original	Adjusted	2023	2024	2024	2024	Variance To
		Actual	Actual	2023 Budget	2023 Budget	Actual Per 1-12	TENTATIVE Stage	PRELIMINA Stage	FINAL Stage	TENTATIVE Stage
<b>Dept 1625</b>	<b>YCCC</b>									
A.1625.0407.0002	YCCC.NATURAL GAS	7,240.23	7,437.19	7,500.00	7,500.00	0.00	8,250.00	8,250.00	8,250.00	10.00%
A.1625.0408	FUEL OIL	2,456.03	20,000.00	105,000.00	91,396.32	0.00	80,000.00	80,000.00	80,000.00	-23.81%
A.1625.0416	BLDG MAINT	117,460.63	53,737.46	120,000.00	134,344.82	69,576.76	110,000.00	110,000.00	110,000.00	-8.33%
A.1625.0416.0001	BLDG MAINT RESTROOM PAPER	0.00	0.00	1,500.00	1,500.00	576.50	1,500.00	1,500.00	1,500.00	0.00%
A.1625.0418	EQUIP MAINT	252.58	107.36	100.00	100.00	0.00	100.00	100.00	100.00	0.00%
A.1625.0420	VEHICLE MAINTENANCE	2,910.06	0.00	0.00	0.00	0.00	0.00	0.00	0.00	0.00%
A.1625.0450	WATER PURCHASE	1,879.26	800.88	2,500.00	2,500.00	1,401.89	2,500.00	2,500.00	2,500.00	0.00%
A.1625.0470	GASOLINE AND OIL	790.07	0.00	0.00	0.00	0.00	0.00	0.00	0.00	0.00%
A.1625.0470.0001	DIESEL.	514.53	0.00	0.00	0.00	0.00	0.00	0.00	0.00	0.00%
<b>Total Dept 1625</b>	<b>YCCC</b>	<b>178,824.98</b>	<b>118,342.83</b>	<b>285,350.00</b>	<b>324,096.06</b>	<b>113,673.82</b>	<b>247,475.00</b>	<b>247,475.00</b>	<b>247,475.00</b>	<b>-13.27%</b>
<b>Dept 1630</b>	<b>BUILDING MAINTENANCE</b>									
A.1630.0101	SALARIES	528,450.67	552,988.84	583,300.00	584,460.26	536,936.45	622,150.00	622,150.00	622,150.00	6.66%
A.1630.0105	OVERTIME	17,217.94	17,463.50	30,000.00	30,000.00	11,576.58	30,000.00	30,000.00	30,000.00	0.00%
A.1630.0106	LONGEVITY	4,300.00	6,600.00	7,500.00	7,500.00	7,500.00	7,750.00	7,750.00	7,750.00	3.33%
A.1630.0108	LUMP SUM	8,364.27	0.00	0.00	0.00	0.00	0.00	0.00	0.00	0.00%
A.1630.0110	PT/SEASONAL SALARIES	14,992.00	14,697.50	35,000.00	35,000.00	7,072.50	27,500.00	27,500.00	27,500.00	-21.43%
A.1630.0131	STIPEND	0.00	0.00	19,850.00	19,850.00	18,314.88	19,850.00	19,850.00	19,850.00	0.00%
A.1630.0133	NIGHT DIFF	1,388.31	1,456.94	3,000.00	3,000.00	2,373.84	3,000.00	3,000.00	3,000.00	0.00%
A.1630.0201	EQUIPMENT	16,294.18	42,540.00	750.00	36,160.00	35,455.75	750.00	750.00	750.00	0.00%
A.1630.0210	VEHICLES	0.00	52,729.60	0.00	0.00	0.00	0.00	0.00	0.00	0.00%
A.1630.0406.0001	CELLULAR TELEPHONE..	1,508.97	1,495.46	1,750.00	1,750.00	1,187.64	1,650.00	1,650.00	1,650.00	-5.71%
A.1630.0418	EQUIPMENT MAINTENANCE	0.00	0.00	75.00	75.00	0.00	0.00	0.00	0.00	-100.00%
A.1630.0420	VEHICLE MAINTENANCE	0.00	1,007.42	1,500.00	2,300.00	2,130.02	1,650.00	1,650.00	1,650.00	10.00%
A.1630.0434	UNIFORMS	1,539.08	3,475.36	3,750.00	3,750.00	2,239.97	3,750.00	3,750.00	3,750.00	0.00%
A.1630.0470	GAS & OIL	0.00	743.76	1,000.00	1,000.00	973.68	1,250.00	1,250.00	1,250.00	25.00%
A.1630.0470.0001	DIESEL	0.00	2,878.26	2,750.00	2,750.00	1,328.45	2,500.00	2,500.00	2,500.00	-9.09%



# TOWN OF YORKTOWN

## Budget Preparation Report

Fiscal Year: 2024 Period From: 1 To: 12

Account	Description	2021	2022	Original	Adjusted	2023	2024	2024	2024	Variance To
		Actual	Actual	2023 Budget	2023 Budget	Actual Per 1-12	TENTATIVE Stage	PRELIMINA Stage	FINAL Stage	TENTATIVE Stage
<b>Dept 1630</b>	<b>BUILDING MAINTENANCE</b>									
A.1630.0810	MEDICAL INSURANCE	136,339.40	156,836.00	180,175.00	180,175.00	177,033.08	200,500.00	200,500.00	200,500.00	11.28%
A.1630.0811	DENTAL INSURANCE	9,222.88	9,027.24	9,950.00	9,950.00	9,027.24	9,950.00	9,950.00	9,950.00	0.00%
A.1630.0812	VISION INSURANCE	2,577.60	2,577.60	3,000.00	3,000.00	2,577.60	3,000.00	3,000.00	3,000.00	0.00%
<b>Total Dept 1630</b>	<b>BUILDING MAINTENANCE</b>	<b>742,195.30</b>	<b>866,517.48</b>	<b>883,350.00</b>	<b>920,720.26</b>	<b>815,727.68</b>	<b>935,250.00</b>	<b>935,250.00</b>	<b>935,250.00</b>	<b>5.88%</b>
<b>Dept 1640</b>	<b>PUBLIC SAFETY</b>									
A.1640.0101	SALARIES	113,766.70	118,931.92	124,775.00	125,026.03	115,231.02	131,750.00	131,750.00	131,750.00	5.59%
A.1640.0105	OVERTIME	18,734.90	2,945.21	1,000.00	1,000.00	989.46	1,000.00	1,000.00	1,000.00	0.00%
A.1640.0106	LONGEVITY	1,600.00	1,750.00	1,750.00	1,750.00	1,750.00	2,750.00	2,750.00	2,750.00	57.14%
A.1640.0108	LUMP SUM PAY	1,484.18	0.00	0.00	0.00	0.00	0.00	0.00	0.00	0.00%
A.1640.0201.0001	ANIMAL CONTROL EQUIP	243.33	0.00	500.00	407.84	244.19	500.00	500.00	500.00	0.00%
A.1640.0405	CONFERENCES	0.00	0.00	0.00	425.16	425.16	0.00	0.00	0.00	0.00%
A.1640.0407	ELECTRIC	28,381.08	31,998.08	20,000.00	19,667.00	34,038.23	20,000.00	20,000.00	20,000.00	0.00%
A.1640.0408	FUEL OIL	24,562.76	42,907.67	35,000.00	35,000.00	20,110.06	35,000.00	35,000.00	35,000.00	0.00%
A.1640.0416	MAINTENANCE	3,825.65	4,521.78	5,000.00	5,489.00	1,378.50	5,000.00	5,000.00	5,000.00	0.00%
A.1640.0418	EQUIP MAINT	24.49	0.00	25.00	25.00	0.00	0.00	0.00	0.00	-100.00%
A.1640.0425	ANIMAL CONTROL - DOG SERVICES	0.00	1,963.65	1,500.00	5,988.45	5,988.45	1,250.00	1,250.00	1,250.00	-16.67%
A.1640.0425.0001	ANIMAL CONTROL - FERAL CAT	0.00	1,697.50	1,500.00	1,790.00	1,790.00	1,250.00	1,250.00	1,250.00	-16.67%
A.1640.0434	UNIFORMS	867.81	1,033.76	1,250.00	1,380.00	742.77	1,250.00	1,250.00	1,250.00	0.00%
A.1640.0490	PROFESSIONAL SERVICES	6,000.00	0.00	0.00	0.00	0.00	0.00	0.00	0.00	0.00%
A.1640.0810	MEDICAL INSURANCE	27,761.16	24,895.26	28,625.00	28,625.00	28,223.78	46,000.00	46,000.00	46,000.00	60.70%
A.1640.0811	DENTAL INSURANCE	3,196.45	2,017.08	2,225.00	2,225.00	2,017.08	2,225.00	2,225.00	2,225.00	0.00%
A.1640.0812	VISION INSURANCE	590.70	644.40	725.00	725.00	644.40	725.00	725.00	725.00	0.00%
<b>Total Dept 1640</b>	<b>PUBLIC SAFETY</b>	<b>231,039.21</b>	<b>235,306.31</b>	<b>223,875.00</b>	<b>229,523.48</b>	<b>213,573.10</b>	<b>248,700.00</b>	<b>248,700.00</b>	<b>248,700.00</b>	<b>11.09%</b>
<b>Dept 1670</b>	<b>CENTRAL SERVICES</b>									
A.1670.0412	POSTAGE	205,978.07	28,612.83	42,720.00	42,020.00	31,066.16	40,375.00	40,375.00	40,375.00	-5.49%

# TOWN OF YORKTOWN

## Budget Preparation Report

Fiscal Year: 2024 Period From: 1 To: 12

Account	Description	2021	2022	Original	Adjusted	2023	2024	2024	2024	Variance To
		Actual	Actual	2023 Budget	2023 Budget	Actual Per 1-12	TENTATIVE Stage	PRELIMINA Stage	FINAL Stage	TENTATIVE Stage
<b>Dept 1670</b>	<b>CENTRAL SERVICES</b>									
A.1670.0417	COPIER MAINTENANCE	1,106.79	719.87	1,500.00	1,500.00	1,497.30	1,500.00	1,500.00	1,500.00	0.00%
A.1670.0418	EQUIP MAINT	5,789.81	5,699.12	5,000.00	5,700.00	5,699.12	5,500.00	5,500.00	5,500.00	10.00%
A.1670.0420	VEHICLE MAINTENANCE	10.46	471.63	750.00	750.00	47.88	700.00	700.00	700.00	-6.67%
A.1670.0470	GASOLINE AND OIL	657.42	819.78	750.00	750.00	710.57	750.00	750.00	750.00	0.00%
<b>Total Dept 1670</b>	<b>CENTRAL SERVICES</b>	<b>213,542.55</b>	<b>36,323.23</b>	<b>50,720.00</b>	<b>50,720.00</b>	<b>39,021.03</b>	<b>48,825.00</b>	<b>48,825.00</b>	<b>48,825.00</b>	<b>-3.74%</b>
<b>Dept 1910</b>	<b>UNALLOCATED INSURANCE</b>									
A.1910.0467	LIABILITY	303,686.31	302,235.36	300,000.00	300,000.00	298,844.68	327,500.00	327,500.00	327,500.00	9.17%
<b>Total Dept 1910</b>	<b>UNALLOCATED INSURANCE</b>	<b>303,686.31</b>	<b>302,235.36</b>	<b>300,000.00</b>	<b>300,000.00</b>	<b>298,844.68</b>	<b>327,500.00</b>	<b>327,500.00</b>	<b>327,500.00</b>	<b>9.17%</b>
<b>Dept 1920</b>	<b>MUNICIPAL ASSOCIATION DUES</b>									
A.1920.0428	ANNUAL DUES/WMOA	1,800.00	2,800.00	3,000.00	3,000.00	1,800.00	3,000.00	3,000.00	3,000.00	0.00%
<b>Total Dept 1920</b>	<b>MUNICIPAL ASSOCIATION DUES</b>	<b>1,800.00</b>	<b>2,800.00</b>	<b>3,000.00</b>	<b>3,000.00</b>	<b>1,800.00</b>	<b>3,000.00</b>	<b>3,000.00</b>	<b>3,000.00</b>	<b>0.00%</b>
<b>Dept 1950</b>	<b>TAXES ON TOWN PROPERTY</b>									
A.1950.0497	TAXES	12,141.57	17,023.64	25,000.00	23,759.48	13,383.40	20,000.00	20,000.00	20,000.00	-20.00%
<b>Total Dept 1950</b>	<b>TAXES ON TOWN PROPERTY</b>	<b>12,141.57</b>	<b>17,023.64</b>	<b>25,000.00</b>	<b>23,759.48</b>	<b>13,383.40</b>	<b>20,000.00</b>	<b>20,000.00</b>	<b>20,000.00</b>	<b>-20.00%</b>
<b>Dept 1964</b>	<b>REFUND OF REAL PROPERTY TAXES</b>									
A.1964.0498	TAX REFUNDS	11,832.41	22,760.26	75,000.00	71,636.64	928.64	50,000.00	50,000.00	50,000.00	-33.33%
<b>Total Dept 1964</b>	<b>REFUND OF REAL PROPERTY TAXES</b>	<b>11,832.41</b>	<b>22,760.26</b>	<b>75,000.00</b>	<b>71,636.64</b>	<b>928.64</b>	<b>50,000.00</b>	<b>50,000.00</b>	<b>50,000.00</b>	<b>-33.33%</b>
<b>Dept 1990</b>	<b>CONTINGENCY</b>									
A.1990.0499	CONTINGENCY	0.00	0.00	100,000.00	64,017.18	0.00	90,000.00	90,000.00	90,000.00	-10.00%
A.1990.0499.0001	CONTINGENCY.CAPITAL PROJECTS	0.00	0.00	350,000.00	188,109.42	3,024.09	200,000.00	200,000.00	200,000.00	-42.86%
<b>Total Dept 1990</b>	<b>CONTINGENCY</b>	<b>0.00</b>	<b>0.00</b>	<b>450,000.00</b>	<b>252,126.60</b>	<b>3,024.09</b>	<b>290,000.00</b>	<b>290,000.00</b>	<b>290,000.00</b>	<b>-35.56%</b>
<b>Dept 3120</b>	<b>LAW ENFORCEMENT</b>									
A.3120.0101	SALARIES NON-UNIFORM	441,249.85	480,044.31	500,050.00	494,522.52	460,128.83	516,500.00	516,500.00	516,500.00	3.29%
A.3120.0102	SALARIES UNIFORMED	6,416,292.87	6,584,404.00	7,340,075.00	6,827,548.26	6,239,875.81	7,813,000.00	7,802,200.00	7,802,200.00	6.44%
A.3120.0105	OVERTIME CIVIL	43,068.86	40,190.84	35,000.00	43,814.88	43,814.88	35,000.00	35,000.00	35,000.00	0.00%

# TOWN OF YORKTOWN

## Budget Preparation Report

Fiscal Year: 2024 Period From: 1 To: 12

Account	Description	2021	2022	Original	Adjusted	2023	2024	2024	2024	Variance To
		Actual	Actual	2023 Budget	2023 Budget	Actual Per 1-12	TENTATIVE Stage	PRELIMINA Stage	FINAL Stage	TENTATIVE Stage
<b>Dept 3120</b>	<b>LAW ENFORCEMENT</b>									
A.3120.0106	LONGEVITY	88,000.00	112,700.00	96,350.00	121,921.65	105,180.00	116,875.00	116,875.00	116,875.00	21.30%
A.3120.0106.0001	SICK REWARD..	231,430.82	217,605.87	250,000.00	233,489.54	233,488.41	250,000.00	250,000.00	250,000.00	0.00%
A.3120.0107	HOLIDAY	248,532.60	274,351.88	285,000.00	285,000.00	281,538.35	285,000.00	285,000.00	285,000.00	0.00%
A.3120.0108	LUMP SUM	108,598.23	48,182.72	0.00	42,975.18	42,975.18	42,975.00	42,975.00	42,975.00	100.00%
A.3120.0111	OVERTIME POLICE	542,191.77	645,503.46	375,000.00	803,361.30	703,391.30	375,000.00	375,000.00	375,000.00	0.00%
A.3120.0111.0003	OT.EVENTS	28,446.63	45,494.53	50,000.00	46,396.18	17,399.95	50,000.00	50,000.00	50,000.00	0.00%
A.3120.0111.0004	OT.TRAFFIC CONTROL	0.00	2,475.00	0.00	0.00	0.00	0.00	0.00	0.00	0.00%
A.3120.0111.0005	OT.TWN HALL SECURITY	2,364.92	8,533.31	10,000.00	10,000.00	9,842.00	10,000.00	10,000.00	10,000.00	0.00%
A.3120.0112	HOLIDAY PAY CIVILIAN	8,428.08	8,801.28	8,750.00	10,036.25	10,036.25	8,750.00	8,750.00	8,750.00	0.00%
A.3120.0114	LUMP SUM VACATION	30,403.61	26,493.07	25,750.00	25,750.00	16,015.93	25,750.00	25,750.00	25,750.00	0.00%
A.3120.0116	CLOTHING ALLOWANCE	6,750.00	7,500.00	7,500.00	7,500.00	7,500.00	7,500.00	7,500.00	7,500.00	0.00%
A.3120.0117	K9 STIPEND	7,664.80	7,517.40	7,675.00	7,675.00	7,075.20	7,675.00	7,675.00	7,675.00	0.00%
A.3120.0131	STIPEND	17,356.91	21,258.64	20,950.00	20,950.00	12,624.34	8,500.00	8,500.00	8,500.00	-59.43%
A.3120.0133	NIGHT DIFF	34,196.73	36,895.09	46,000.00	46,000.00	34,395.79	46,000.00	46,000.00	46,000.00	0.00%
A.3120.0201	POLICE EQUIPMENT	25,470.97	8,740.45	25,000.00	992,525.07	80,529.36	25,000.00	25,000.00	25,000.00	0.00%
A.3120.0201.0001	COMPUTER EQUIPMENT..	0.00	0.00	0.00	29.98	29.98	0.00	0.00	0.00	0.00%
A.3120.0201.0002	OFFICE EQUIPMENT	0.00	0.00	0.00	1,586.73	55.99	0.00	0.00	0.00	0.00%
A.3120.0202	OFFICE FURNITURE	1,218.24	0.00	0.00	390.41	390.41	1,500.00	1,500.00	1,500.00	100.00%
A.3120.0210	VEHICLES	33,029.00	158,652.00	0.00	180,458.34	136,368.34	96,000.00	96,000.00	96,000.00	100.00%
A.3120.0210.0001	VEHICLE EQUIPMENT	36,562.13	38,258.68	0.00	66,700.20	19,966.79	22,075.00	22,075.00	22,075.00	100.00%
A.3120.0401	SUPPLIES.OFFICE	5,217.29	3,133.84	2,500.00	2,974.57	2,456.73	2,500.00	2,500.00	2,500.00	0.00%
A.3120.0401.0001	SUPPLIES.INK & TONER	1,108.37	1,747.03	1,500.00	2,449.73	2,026.30	2,000.00	2,000.00	2,000.00	33.33%
A.3120.0402	TACTICAL SUPPLIES	5,518.61	14,125.71	15,000.00	24,889.37	14,298.58	15,000.00	15,000.00	15,000.00	0.00%
A.3120.0404	MILEAGE/TOLLS	259.00	300.00	100.00	400.00	300.00	300.00	300.00	300.00	200.00%
A.3120.0406	TELECOMMUNICATIONS	13,863.87	12,560.58	13,500.00	13,500.00	11,464.34	13,500.00	24,300.00	24,300.00	0.00%
A.3120.0406.0001	CELLULAR TELEPHONES..	7,925.05	9,033.08	8,750.00	8,750.00	10,263.71	8,750.00	8,750.00	8,750.00	0.00%

# TOWN OF YORKTOWN

## Budget Preparation Report

Fiscal Year: 2024 Period From: 1 To: 12

Account	Description	2021	2022	Original	Adjusted	2023	2024	2024	2024	Variance To
		Actual	Actual	2023 Budget	2023 Budget	Actual Per 1-12	TENTATIVE Stage	PRELIMINA Stage	FINAL Stage	TENTATIVE Stage
<b>Dept 3120</b>	<b>LAW ENFORCEMENT</b>									
A.3120.0406.0002	TELECOMMUN.VEH COMPUTERS	10,647.85	10,485.28	12,500.00	12,500.00	10,485.32	12,500.00	12,500.00	12,500.00	0.00%
A.3120.0410	PUBLICATIONS	247.00	446.35	400.00	84.95	84.95	100.00	100.00	100.00	-75.00%
A.3120.0411	PRINTING	401.70	312.00	250.00	1,953.88	1,586.65	250.00	250.00	250.00	0.00%
A.3120.0412	POSTAGE	113.16	28.92	50.00	50.00	60.32	50.00	50.00	50.00	0.00%
A.3120.0416	BUILDING MAINTENANCE	9,894.08	11,802.03	15,000.00	16,490.28	11,521.98	15,000.00	15,000.00	15,000.00	0.00%
A.3120.0416.0001	BLDG MAINT RESTROOM PAPER	898.80	1,075.84	1,500.00	1,500.00	1,468.02	1,500.00	1,500.00	1,500.00	0.00%
A.3120.0417	COPIER MAINTENANCE	1.24	0.00	0.00	0.00	1.02	0.00	0.00	0.00	0.00%
A.3120.0418	EQUIP MAINT	8,504.49	14,839.96	10,000.00	13,578.85	13,435.95	10,000.00	10,000.00	10,000.00	0.00%
A.3120.0420	VEHICLE MAINTENANCE	40,140.76	44,773.87	30,000.00	51,811.91	49,136.94	30,000.00	30,000.00	30,000.00	0.00%
A.3120.0420.0001	VEHICLE MAINTENANCE-MOTORCYCLES	0.00	0.00	0.00	0.00	0.00	4,500.00	4,500.00	4,500.00	100.00%
A.3120.0421	COMPUTER MAINTENANCE	0.00	0.00	0.00	3,603.82	0.00	0.00	0.00	0.00	0.00%
A.3120.0421.0001	COMPUTER SUPPORT/SOFTWARE	49,667.30	54,717.61	52,500.00	144,361.50	41,385.77	72,925.00	72,925.00	72,925.00	38.90%
A.3120.0423	TRAINING	11,365.78	14,032.92	17,500.00	13,298.67	3,855.13	17,500.00	17,500.00	17,500.00	0.00%
A.3120.0424	COMMUNICATION	706.38	0.00	0.00	0.00	0.00	0.00	0.00	0.00	0.00%
A.3120.0425.0001	ANIMAL CONTROL	4,692.12	0.00	0.00	0.00	0.00	0.00	0.00	0.00	0.00%
A.3120.0426	FERAL CAT CONTROL	1,565.00	0.00	0.00	0.00	0.00	0.00	0.00	0.00	0.00%
A.3120.0428	DUES & MEMBERSHIP	665.00	915.00	1,000.00	980.00	865.00	1,000.00	1,000.00	1,000.00	0.00%
A.3120.0430	NEIGHBOR WATCH	999.60	993.19	1,000.00	1,000.00	346.00	1,000.00	1,000.00	1,000.00	0.00%
A.3120.0431	K9 EXPENSE	4,558.97	1,203.50	2,500.00	3,192.64	2,791.21	2,500.00	2,500.00	2,500.00	0.00%
A.3120.0432	INVEST EXPEN	0.00	0.00	750.00	1,500.00	1,500.00	750.00	750.00	750.00	0.00%
A.3120.0434	UNIFORMS	35,387.34	38,709.48	40,000.00	53,071.64	43,081.64	40,000.00	40,000.00	40,000.00	0.00%
A.3120.0435	UNIFORM CLEANING	10,043.00	8,221.00	20,000.00	8,575.93	7,137.00	15,000.00	15,000.00	15,000.00	-25.00%
A.3120.0448	COLLEGE TUITION	0.00	0.00	0.00	3,401.08	1,640.99	5,000.00	5,000.00	5,000.00	100.00%
A.3120.0450	WATER	3,064.83	3,420.41	2,750.00	2,750.00	3,511.22	2,750.00	2,750.00	2,750.00	0.00%
A.3120.0467	INSURANCE	86,735.41	130,409.42	195,000.00	195,000.00	193,359.42	225,000.00	225,000.00	225,000.00	15.38%

# TOWN OF YORKTOWN

## Budget Preparation Report

Fiscal Year: 2024 Period From: 1 To: 12

Account	Description	2021	2022	Original	Adjusted	2023	2024	2024	2024	Variance To
		Actual	Actual	2023 Budget	2023 Budget	Actual Per 1-12	TENTATIVE Stage	PRELIMINA Stage	FINAL Stage	TENTATIVE Stage
<b>Dept 3120</b>	<b>LAW ENFORCEMENT</b>									
A.3120.0470	GAS AND OIL	77,927.66	99,008.07	95,000.00	95,000.00	79,429.67	95,000.00	95,000.00	95,000.00	0.00%
A.3120.0470.0001	DIESEL FUEL..	35.69	68.85	75.00	177.47	177.47	75.00	75.00	75.00	0.00%
A.3120.0490	PROF SERVICES	2,748.32	6,085.22	7,500.00	17,817.10	15,599.20	7,500.00	7,500.00	7,500.00	0.00%
A.3120.0810	MEDICAL INSURANCE	1,204,872.21	1,273,956.52	1,602,460.00	1,575,060.00	1,408,146.75	1,736,000.00	1,736,000.00	1,736,000.00	8.33%
A.3120.0810.0001	PD RETIREE MED DECLINE	56,227.15	58,609.12	67,500.00	67,500.00	49,447.78	63,025.00	63,025.00	63,025.00	-6.63%
A.3120.0811	DENTAL INSURANCE	7,390.43	8,498.16	9,350.00	9,350.00	9,936.54	11,500.00	11,500.00	11,500.00	22.99%
A.3120.0812	VISION INSURANCE	2,255.40	2,255.40	2,500.00	2,500.00	2,255.40	2,500.00	2,500.00	2,500.00	0.00%
A.3120.0813	PBA WELFARE CONTRIB	112,970.04	112,970.04	115,000.00	115,000.00	111,210.04	115,000.00	115,000.00	115,000.00	0.00%
<b>Total Dept 3120</b>	<b>LAW ENFORCEMENT</b>	<b>10,129,875.92</b>	<b>10,712,340.93</b>	<b>11,426,535.00</b>	<b>12,732,704.88</b>	<b>10,566,890.13</b>	<b>12,273,075.00</b>	<b>12,273,075.00</b>	<b>12,273,075.00</b>	<b>7.41%</b>
<b>Dept 3150</b>	<b>JAIL</b>									
A.3150.0426	PRIS.SUB	22.26	0.00	500.00	500.00	150.06	500.00	500.00	500.00	0.00%
<b>Total Dept 3150</b>	<b>JAIL</b>	<b>22.26</b>	<b>0.00</b>	<b>500.00</b>	<b>500.00</b>	<b>150.06</b>	<b>500.00</b>	<b>500.00</b>	<b>500.00</b>	<b>0.00%</b>
<b>Dept 3310</b>	<b>TRAFFIC CONTROL</b>									
A.3310.0429	ST SI MARKING	14,063.46	77,350.50	10,000.00	27,173.90	14,304.36	10,000.00	10,000.00	10,000.00	0.00%
A.3310.0431	PAVEMENT MARKING	18,245.00	6,078.90	15,000.00	5,729.25	5,729.25	15,000.00	15,000.00	15,000.00	0.00%
<b>Total Dept 3310</b>	<b>TRAFFIC CONTROL</b>	<b>32,308.46</b>	<b>83,429.40</b>	<b>25,000.00</b>	<b>32,903.15</b>	<b>20,033.61</b>	<b>25,000.00</b>	<b>25,000.00</b>	<b>25,000.00</b>	<b>0.00%</b>
<b>Dept 3620</b>	<b>BUILDING DEPARTMENT</b>									
A.3620.0101	SALARIES	596,656.71	607,930.42	803,575.00	733,037.73	601,842.41	844,000.00	848,000.00	848,000.00	5.03%
A.3620.0105	OVERTIME	9,916.70	6,899.58	5,000.00	6,287.84	6,287.84	5,000.00	5,000.00	5,000.00	0.00%
A.3620.0106	LONGEVITY	2,100.00	2,550.00	2,650.00	2,650.00	2,650.00	2,650.00	2,650.00	2,650.00	0.00%
A.3620.0108	LUMP SUM PAYMENT	47,445.39	2,615.40	0.00	2,680.75	2,680.75	0.00	0.00	0.00	0.00%
A.3620.0110	PART TIME SALARIES	34,270.00	27,506.25	2,500.00	21,360.00	21,360.00	7,500.00	7,500.00	7,500.00	200.00%
A.3620.0201	EQUIPMENT	0.00	0.00	0.00	832.93	832.93	0.00	0.00	0.00	0.00%
A.3620.0401	SUPPLIES	930.35	696.28	2,500.00	2,378.66	1,719.40	1,500.00	1,500.00	1,500.00	-40.00%
A.3620.0402	DEPT SUPPLIES	0.00	0.00	0.00	900.00	815.85	1,000.00	1,000.00	1,000.00	100.00%
A.3620.0406.0001	CELLULAR TELEPHONE..	4,022.76	3,599.41	4,250.00	4,250.00	3,305.63	4,000.00	4,000.00	4,000.00	-5.88%
A.3620.0418	EQUIP MAINT	1,267.39	1,449.44	1,250.00	1,250.00	823.39	1,250.00	1,250.00	1,250.00	0.00%

# TOWN OF YORKTOWN

## Budget Preparation Report

Fiscal Year: 2024 Period From: 1 To: 12

Account	Description			Original	Adjusted	2023	2024	2024	2024	Variance To
		2021 Actual	2022 Actual	2023 Budget	2023 Budget	Actual Per 1-12	TENTATIVE Stage	PRELIMINA Stage	FINAL Stage	TENTATIVE Stage
<b>Dept 3620</b>	<b>BUILDING DEPARTMENT</b>									
A.3620.0420	VEHICLE MAINTENANCE	1,779.24	1,517.40	2,500.00	4,350.00	3,802.33	4,000.00	4,000.00	4,000.00	60.00%
A.3620.0421.0001	COMPUTER SUPPORT/SOFTWARE	1,200.00	0.00	33,500.00	33,500.00	0.00	28,500.00	28,500.00	28,500.00	-14.93%
A.3620.0423	TRAINING	900.00	1,056.00	2,500.00	2,875.00	1,375.00	2,250.00	2,250.00	2,250.00	-10.00%
A.3620.0428	DUES	0.00	1,520.20	1,525.00	1,525.00	145.00	1,525.00	1,525.00	1,525.00	0.00%
A.3620.0434	UNIFORMS	0.00	468.35	1,500.00	1,500.00	0.00	1,000.00	1,000.00	1,000.00	-33.33%
A.3620.0470	GASOLINE AND OIL	3,100.65	3,258.66	4,000.00	4,000.00	2,531.76	4,000.00	4,000.00	4,000.00	0.00%
A.3620.0490	PROFESSIONAL SERVICES	26,834.90	1,093.50	0.00	48,150.00	43,725.00	0.00	0.00	0.00	0.00%
A.3620.0810	MEDICAL INSURANCE	81,444.46	99,937.30	167,800.00	165,050.00	108,614.13	187,000.00	187,000.00	187,000.00	11.44%
A.3620.0811	DENTAL INSURANCE	6,040.23	8,126.16	11,000.00	11,000.00	8,498.16	12,750.00	12,750.00	12,750.00	15.91%
A.3620.0812	VISION INSURANCE	2,174.85	2,174.85	2,850.00	2,850.00	2,255.40	3,200.00	3,200.00	3,200.00	12.28%
<b>Total Dept 3620</b>	<b>BUILDING DEPARTMENT</b>	<b>820,083.63</b>	<b>772,399.20</b>	<b>1,048,900.00</b>	<b>1,050,427.91</b>	<b>813,264.98</b>	<b>1,111,125.00</b>	<b>1,115,125.00</b>	<b>1,115,125.00</b>	<b>5.93%</b>
<b>Dept 4562</b>	<b>HEALTH SERVICE</b>									
A.4562.0493	HUDSON RIVER HEALTHCARE	0.00	0.00	1,250.00	1,250.00	0.00	0.00	0.00	0.00	-100.00%
<b>Total Dept 4562</b>	<b>HEALTH SERVICE</b>	<b>0.00</b>	<b>0.00</b>	<b>1,250.00</b>	<b>1,250.00</b>	<b>0.00</b>	<b>0.00</b>	<b>0.00</b>	<b>0.00</b>	<b>-100.00%</b>
<b>Dept 5010</b>	<b>HIGHWAY ADMINISTRATION</b>									
A.5010.0101	SALARIES	213,821.90	220,809.32	227,975.00	232,105.06	213,882.16	239,500.00	249,150.00	249,150.00	5.06%
A.5010.0106	LONGEVITY	1,600.00	1,750.00	1,750.00	1,750.00	1,750.00	1,750.00	1,750.00	1,750.00	0.00%
A.5010.0401	OFFICE SUPPLIES	705.61	798.79	750.00	1,750.00	1,422.05	750.00	750.00	750.00	0.00%
A.5010.0401.0001	SUPPLIES.INK & TONER	822.08	477.79	500.00	562.71	495.57	500.00	500.00	500.00	0.00%
A.5010.0406	TELECOMMUNICATIONS	3,255.50	3,212.83	3,275.00	3,275.00	3,257.89	3,275.00	3,275.00	3,275.00	0.00%
A.5010.0417	COPIER MAINTENANCE	313.81	402.03	500.00	597.97	316.29	500.00	500.00	500.00	0.00%
A.5010.0428	DUES	300.00	300.00	300.00	300.00	300.00	300.00	300.00	300.00	0.00%
A.5010.0810	MEDICAL INSURANCE	31,791.91	35,681.90	41,000.00	41,000.00	40,195.17	45,500.00	45,500.00	45,500.00	10.98%
A.5010.0811	DENTAL INSURANCE	2,017.08	2,017.08	2,225.00	2,225.00	2,017.08	2,225.00	2,225.00	2,225.00	0.00%
A.5010.0812	VISION INSURANCE	724.95	644.40	725.00	725.00	644.40	725.00	725.00	725.00	0.00%
<b>Total Dept 5010</b>	<b>HIGHWAY ADMINISTRATION</b>	<b>255,352.84</b>	<b>266,094.14</b>	<b>279,000.00</b>	<b>284,290.74</b>	<b>264,280.61</b>	<b>295,025.00</b>	<b>304,675.00</b>	<b>304,675.00</b>	<b>5.74%</b>

# TOWN OF YORKTOWN

## Budget Preparation Report

Fiscal Year: 2024 Period From: 1 To: 12

Account	Description	2021	2022	Original	Adjusted	2023	2024	2024	2024	Variance To
		Actual	Actual	2023 Budget	2023 Budget	Actual Per 1-12	TENTATIVE Stage	PRELIMINA Stage	FINAL Stage	TENTATIVE Stage
<b>Dept 5010</b>	<b>HIGHWAY ADMINISTRATION</b>									
<b>Dept 5182</b>	<b>STREET LIGHTING</b>									
A.5182.0407	ELECTRICITY	127,843.99	102,881.91	100,000.00	96,800.00	89,323.20	100,000.00	100,000.00	100,000.00	0.00%
A.5182.0418	EQUIP MAINT	43,287.61	38,648.15	60,000.00	134,988.24	61,528.69	60,000.00	60,000.00	60,000.00	0.00%
<b>Total Dept 5182</b>	<b>STREET LIGHTING</b>	<b>171,131.60</b>	<b>141,530.06</b>	<b>160,000.00</b>	<b>231,788.24</b>	<b>150,851.89</b>	<b>160,000.00</b>	<b>160,000.00</b>	<b>160,000.00</b>	<b>0.00%</b>
<b>Dept 6510</b>	<b>VETERANS SERVICES</b>									
A.6510.0430	PROGRAM EXPENSE	1,154.55	1,516.37	2,500.00	2,500.00	1,554.35	2,500.00	2,500.00	2,500.00	0.00%
<b>Total Dept 6510</b>	<b>VETERANS SERVICES</b>	<b>1,154.55</b>	<b>1,516.37</b>	<b>2,500.00</b>	<b>2,500.00</b>	<b>1,554.35</b>	<b>2,500.00</b>	<b>2,500.00</b>	<b>2,500.00</b>	<b>0.00%</b>
<b>Dept 6772</b>	<b>PROGRAMS FOR AGED</b>									
A.6772.0101	SALARIES	395,457.05	397,486.74	454,415.00	440,286.30	393,095.89	468,500.00	472,500.00	472,500.00	3.10%
A.6772.0105	OVERTIME	146.45	695.49	1,500.00	1,500.00	443.78	1,500.00	1,500.00	1,500.00	0.00%
A.6772.0106	LONGEVITY	1,000.00	2,150.00	4,050.00	4,050.00	4,050.00	4,550.00	4,550.00	4,550.00	12.35%
A.6772.0108	LUMP SUM PAYMENT	9,623.30	1,927.50	0.00	1,970.70	1,970.70	0.00	0.00	0.00	0.00%
A.6772.0110	TEMP HELP	26,397.75	27,420.97	23,700.00	23,060.00	20,773.50	36,200.00	36,200.00	36,200.00	52.74%
A.6772.0201	EQUIPMENT	26,709.33	2,392.43	2,500.00	13,869.16	0.00	2,500.00	2,500.00	2,500.00	0.00%
A.6772.0202	VAN	0.00	0.00	0.00	125,904.00	84,134.00	0.00	0.00	0.00	0.00%
A.6772.0401	SUPPLIES	496.41	490.93	500.00	1,007.99	373.16	600.00	600.00	600.00	20.00%
A.6772.0401.0001	SUPPLIES.INK & TONER	35.00	67.50	250.00	22.50	22.50	250.00	250.00	250.00	0.00%
A.6772.0401.0002	SUPP.INK/TONER-COMP LAB	249.26	0.00	250.00	0.00	0.00	250.00	250.00	250.00	0.00%
A.6772.0402	DEPT SUPPLIES	11,557.75	10,007.55	20,000.00	19,977.50	12,861.07	20,000.00	20,000.00	20,000.00	0.00%
A.6772.0402.0001	DEPT SUPPLIES	147.53	245.42	250.00	250.00	0.00	0.00	0.00	0.00	-100.00%
A.6772.0406.0001	CELLULAR TELEPHONE..	376.26	375.18	500.00	500.00	374.79	500.00	500.00	500.00	0.00%
A.6772.0409	FUEL	0.00	400.00	0.00	0.00	0.00	0.00	0.00	0.00	0.00%
A.6772.0412	POSTAGE	110.00	116.00	120.00	120.00	0.00	132.00	132.00	132.00	10.00%
A.6772.0416	FACILITY MAINTENANCE	3,110.00	623.90	2,000.00	2,855.00	1,807.80	2,000.00	2,000.00	2,000.00	0.00%
A.6772.0417	COPIER MAINTENANCE	582.36	607.42	510.00	510.00	321.62	510.00	510.00	510.00	0.00%
A.6772.0418	EQUIP MAINT	3,227.35	2,200.69	4,500.00	3,000.00	1,780.00	4,500.00	4,500.00	4,500.00	0.00%
A.6772.0420	VEHICLE MAINTENANCE	2,029.86	3,720.69	3,500.00	5,100.00	3,907.39	3,500.00	3,500.00	3,500.00	0.00%

# TOWN OF YORKTOWN

## Budget Preparation Report

Fiscal Year: 2024 Period From: 1 To: 12

Account	Description	2021	2022	Original	Adjusted	2023	2024	2024	2024	Variance To
		Actual	Actual	2023 Budget	2023 Budget	Actual Per 1-12	TENTATIVE Stage	PRELIMINA Stage	FINAL Stage	TENTATIVE Stage
<b>Dept 6772</b>	<b>PROGRAMS FOR AGED</b>									
A.6772.0423	EMPLOYEE TRAINING	200.00	0.00	400.00	400.00	0.00	550.00	550.00	550.00	37.50%
A.6772.0425	FOOD SERVICE	167,471.54	189,923.66	200,000.00	201,146.50	174,160.75	200,000.00	200,000.00	200,000.00	0.00%
A.6772.0434	UNIFORMS	1,124.75	1,287.98	1,400.00	1,496.75	516.00	1,400.00	1,400.00	1,400.00	0.00%
A.6772.0470	GAS AND OIL	9,153.88	11,274.80	12,000.00	12,000.00	9,621.79	12,000.00	12,000.00	12,000.00	0.00%
A.6772.0470.0001	DIESEL FUEL..	551.67	0.00	0.00	0.00	0.00	0.00	0.00	0.00	0.00%
A.6772.0490	PROFESSIONAL SERVICES	0.00	6,758.10	0.00	10,485.19	10,485.19	0.00	0.00	0.00	0.00%
A.6772.0810	MEDICAL INSURANCE	116,991.96	121,154.10	167,800.00	166,260.00	136,837.90	187,000.00	187,000.00	187,000.00	11.44%
A.6772.0811	DENTAL INSURANCE	10,077.08	9,457.08	12,050.00	12,050.00	10,201.08	12,050.00	12,050.00	12,050.00	0.00%
A.6772.0812	VISION INSURANCE	2,389.65	2,255.40	2,850.00	2,850.00	2,416.50	2,850.00	2,850.00	2,850.00	0.00%
<b>Total Dept 6772</b>	<b>PROGRAMS FOR AGED</b>	<b>789,216.19</b>	<b>793,039.53</b>	<b>915,045.00</b>	<b>1,050,671.59</b>	<b>870,155.41</b>	<b>961,342.00</b>	<b>965,342.00</b>	<b>965,342.00</b>	<b>5.06%</b>
<b>Dept 7020</b>	<b>RECREATION ADMINISTRATION</b>									
A.7020.0101	SALARIES	415,662.36	394,407.59	472,300.00	458,218.17	389,096.48	471,500.00	475,500.00	475,500.00	-0.17%
A.7020.0105	OVERTIME	1,374.17	2,048.94	1,000.00	1,549.94	1,252.10	1,000.00	1,000.00	1,000.00	0.00%
A.7020.0106	LONGEVITY	3,200.00	1,750.00	1,750.00	0.00	0.00	250.00	250.00	250.00	-85.71%
A.7020.0108	LUMP SUM PAY	3,788.30	29,013.57	0.00	17,090.54	17,090.54	0.00	0.00	0.00	0.00%
A.7020.0110	TEMP HELP	14,050.52	18,905.94	22,500.00	28,556.50	28,556.50	15,000.00	15,000.00	15,000.00	-33.33%
A.7020.0200	EQUIPMENT	498.00	0.00	0.00	0.00	0.00	0.00	0.00	0.00	0.00%
A.7020.0202	OFFICE FURNITURE	0.00	0.00	0.00	215.99	0.00	250.00	250.00	250.00	100.00%
A.7020.0401	SUPPLIES	2,488.84	1,810.44	2,500.00	2,794.72	1,769.06	2,500.00	2,500.00	2,500.00	0.00%
A.7020.0401.0001	SUPPLIES.INK & TONER	243.48	464.00	500.00	958.65	807.79	600.00	600.00	600.00	20.00%
A.7020.0402	DEPT SUPPLIES	2,925.00	1,830.00	2,000.00	1,784.12	220.00	2,000.00	2,000.00	2,000.00	0.00%
A.7020.0406	TELECOMMUNICATIONS	5,176.08	4,539.46	5,000.00	5,000.00	4,358.05	4,750.00	4,750.00	4,750.00	-5.00%
A.7020.0406.0001	CELLULAR TELEPHONE..	1,233.64	1,269.25	2,000.00	2,000.00	1,124.37	2,000.00	2,000.00	2,000.00	0.00%
A.7020.0407	ELECTRICITY	8,385.07	8,333.14	7,500.00	7,500.00	4,733.05	7,500.00	7,500.00	7,500.00	0.00%
A.7020.0411	PRINTING	12,063.08	13,866.65	14,000.00	13,661.00	12,700.09	16,000.00	16,000.00	16,000.00	14.29%
A.7020.0412	POSTAGE	5,512.89	5,621.09	5,500.00	5,839.00	5,838.65	6,000.00	6,000.00	6,000.00	9.09%



# TOWN OF YORKTOWN

## Budget Preparation Report

Fiscal Year: 2024 Period From: 1 To: 12

Account	Description	2021	2022	Original	Adjusted	2023	2024	2024	2024	Variance To
		Actual	Actual	2023 Budget	2023 Budget	Actual Per 1-12	TENTATIVE Stage	PRELIMINA Stage	FINAL Stage	TENTATIVE Stage
<b>Dept 7020</b>	<b>RECREATION ADMINISTRATION</b>									
A.7020.0416	REC BUILDING MAINTENANCE	3,916.29	7,314.88	3,000.00	3,127.76	1,784.10	5,000.00	5,000.00	5,000.00	66.67%
A.7020.0416.0001	BLDG MAINT RESTROOM PAPER	0.00	131.74	300.00	300.00	196.61	350.00	350.00	350.00	16.67%
A.7020.0417	COPIER MAINTENANCE	2,398.38	3,278.02	1,500.00	4,867.11	2,532.66	3,000.00	3,000.00	3,000.00	100.00%
A.7020.0418	EQUIP MAINT	570.00	0.00	345.00	164.00	0.00	350.00	350.00	350.00	1.45%
A.7020.0420	VEHICLE MAINTENANCE	1,648.94	54.54	2,000.00	2,000.00	0.00	2,000.00	2,000.00	2,000.00	0.00%
A.7020.0421	COMPUTER MAINTENANCE	208.50	0.00	0.00	0.00	0.00	0.00	0.00	0.00	0.00%
A.7020.0421.0001	COMPUTER SUPPORT/SOFTWARE	7,500.00	7,740.35	7,500.00	8,300.00	8,300.00	8,500.00	8,500.00	8,500.00	13.33%
A.7020.0425	CONTRACTUAL	1,800.00	1,650.00	1,500.00	1,350.00	1,200.00	1,500.00	1,500.00	1,500.00	0.00%
A.7020.0428	DUES	545.00	515.00	1,000.00	545.00	545.00	1,000.00	1,000.00	1,000.00	0.00%
A.7020.0434	UNIFORMS	425.00	447.33	300.00	300.00	294.28	300.00	300.00	300.00	0.00%
A.7020.0450	WATER PURCHASE	70.30	78.82	100.00	100.00	199.54	125.00	125.00	125.00	25.00%
A.7020.0490	SPECIAL PROGRAM	33,644.00	38,232.00	38,232.00	38,232.00	38,232.00	40,000.00	40,000.00	40,000.00	4.62%
A.7020.0810	MEDICAL INSURANCE	57,660.63	68,193.08	94,350.00	94,350.00	63,493.48	72,500.00	72,500.00	72,500.00	-23.16%
A.7020.0811	DENTAL INSURANCE	5,263.15	5,334.79	6,675.00	6,675.00	5,670.97	6,675.00	6,675.00	6,675.00	0.00%
A.7020.0812	VISION INSURANCE	1,476.75	1,369.35	1,775.00	1,775.00	1,476.75	2,150.00	2,150.00	2,150.00	21.13%
<b>Total Dept 7020</b>	<b>RECREATION ADMINISTRATION</b>	<b>593,728.37</b>	<b>618,199.97</b>	<b>695,127.00</b>	<b>707,254.50</b>	<b>591,472.07</b>	<b>672,800.00</b>	<b>676,800.00</b>	<b>676,800.00</b>	<b>-3.21%</b>
<b>Dept 7110</b>	<b>PARKS</b>									
A.7110.0101	SALARIES	895,985.89	880,631.54	993,850.00	957,738.21	855,872.08	1,007,750.00	1,007,750.00	1,007,750.00	1.40%
A.7110.0105	OVERTIME	20,523.04	23,053.77	15,000.00	28,020.35	27,163.29	20,000.00	30,000.00	30,000.00	33.33%
A.7110.0106	LONGEVITY	11,500.00	13,250.00	14,550.00	12,800.00	12,800.00	13,050.00	13,050.00	13,050.00	-10.31%
A.7110.0108	LUMP SUM PAY	6,865.76	0.00	0.00	40,128.10	40,128.10	0.00	0.00	0.00	0.00%
A.7110.0110	TEMP HELP	62,153.64	62,709.26	50,000.00	58,695.85	58,695.85	60,000.00	60,000.00	60,000.00	20.00%
A.7110.0110.0001	TEMP HELP.LEGACY	1,856.00	0.00	0.00	0.00	0.00	0.00	0.00	0.00	0.00%
A.7110.0201	EQUIPMENT	219,896.07	59,851.50	60,000.00	283,862.63	137,888.68	65,000.00	65,000.00	65,000.00	8.33%
A.7110.0401	SUPPLIES	212.70	96.00	250.00	250.00	249.00	300.00	300.00	300.00	20.00%

# TOWN OF YORKTOWN

## Budget Preparation Report

Fiscal Year: 2024 Period From: 1 To: 12

Account	Description	2021	2022	Original	Adjusted	2023	2024	2024	2024	Variance To
		Actual	Actual	2023 Budget	2023 Budget	Actual Per 1-12	TENTATIVE Stage	PRELIMINA Stage	FINAL Stage	TENTATIVE Stage
<b>Dept 7110</b>	<b>PARKS</b>									
A.7110.0401.0001	SUPPLIES.INK & TONER	104.38	61.32	125.00	125.00	117.48	200.00	200.00	200.00	60.00%
A.7110.0406	TELECOMMUNICATIONS	4,112.48	10,817.98	9,500.00	12,019.89	10,232.42	10,000.00	10,000.00	10,000.00	5.26%
A.7110.0406.0001	CELLULAR TELEPHONE..	3,486.49	3,388.03	3,250.00	1,248.11	1,039.74	2,000.00	2,000.00	2,000.00	-38.46%
A.7110.0407	ELECTRIC	56,038.37	76,129.90	40,000.00	40,000.00	57,415.86	45,000.00	45,000.00	45,000.00	12.50%
A.7110.0407.0001	ELECTRICITY.LEGACY	14,509.85	16,904.12	12,500.00	12,751.14	20,839.03	12,500.00	12,500.00	12,500.00	0.00%
A.7110.0407.0002	NATURAL GAS	4,533.91	5,008.28	4,000.00	4,000.00	830.76	4,000.00	4,000.00	4,000.00	0.00%
A.7110.0407.0003	ELECTRICITY.GRANITE KNOLLS	34,133.77	39,918.82	55,000.00	53,105.86	5,146.16	47,500.00	47,500.00	47,500.00	-13.64%
A.7110.0408	FUEL OIL	1,482.95	4,041.03	4,500.00	6,001.20	2,466.67	6,000.00	6,000.00	6,000.00	33.33%
A.7110.0416	GROUNDS MAINT	135,783.25	164,588.18	115,000.00	199,425.57	110,267.26	150,000.00	153,750.00	153,750.00	30.43%
A.7110.0416.0001	BLDG MAINT RESTROOM PAPER	963.22	1,484.02	1,500.00	1,770.92	1,714.07	2,000.00	2,000.00	2,000.00	33.33%
A.7110.0417	COPIER MAINTENANCE	35.04	41.78	150.00	150.00	0.00	150.00	150.00	150.00	0.00%
A.7110.0418	EQUIPMENT MAINTENANCE	53,373.62	36,743.48	30,000.00	50,895.64	39,149.88	45,000.00	45,000.00	45,000.00	50.00%
A.7110.0420	VEHICLE MAINTENANCE	14,126.87	16,029.66	14,000.00	22,028.73	20,958.52	25,000.00	25,000.00	25,000.00	78.57%
A.7110.0423	TRAINING	1,264.50	845.00	2,500.00	1,824.02	1,310.00	2,500.00	2,500.00	2,500.00	0.00%
A.7110.0434	UNIFORMS	4,393.26	5,505.73	8,000.00	10,260.45	6,949.70	8,000.00	8,000.00	8,000.00	0.00%
A.7110.0450	WATER PURCHASE	1,329.18	7,296.55	5,500.00	5,500.00	5,478.36	6,000.00	6,000.00	6,000.00	9.09%
A.7110.0454	PARK IMPROVEMENTS	14,886.04	17,174.53	15,000.00	4,539.89	2,269.89	16,000.00	17,000.00	17,000.00	6.67%
A.7110.0463	FEES	330.00	330.00	250.00	250.00	220.00	250.00	250.00	250.00	0.00%
A.7110.0470	GAS OIL	13,272.90	15,981.46	12,000.00	12,000.00	11,336.20	12,000.00	12,000.00	12,000.00	0.00%
A.7110.0470.0001	DIESEL FUEL..	12,906.46	19,188.22	11,500.00	11,500.00	11,856.79	11,500.00	11,500.00	11,500.00	0.00%
A.7110.0490	PROF SERVICES	0.00	7,500.00	0.00	0.00	0.00	0.00	0.00	0.00	0.00%
A.7110.0810	MEDICAL INSURANCE	209,626.13	227,371.10	266,000.00	259,050.38	235,862.55	296,500.00	296,500.00	296,500.00	11.47%
A.7110.0811	DENTAL INSURANCE	16,075.96	15,260.32	17,075.00	17,075.00	14,849.76	16,750.00	16,750.00	16,750.00	-1.90%
A.7110.0812	VISION INSURANCE	4,591.35	4,457.10	4,975.00	4,975.00	4,645.05	5,000.00	5,000.00	5,000.00	0.50%
<b>Total Dept 7110</b>	<b>PARKS</b>	<b>1,820,353.08</b>	<b>1,735,658.68</b>	<b>1,765,975.00</b>	<b>2,111,991.94</b>	<b>1,697,753.15</b>	<b>1,889,950.00</b>	<b>1,904,700.00</b>	<b>1,904,700.00</b>	<b>7.02%</b>
<b>Dept 7180</b>	<b>BEACH &amp; POOL FACILITIES</b>									

# TOWN OF YORKTOWN

## Budget Preparation Report

Fiscal Year: 2024 Period From: 1 To: 12

Account	Description			Original	Adjusted	2023	2024	2024	2024	Variance To
		2021	2022	2023	2023	Actual	TENTATIVE	PRELIMINA	FINAL	TENTATIVE
		Actual	Actual	Budget	Budget	Per 1-12	Stage	Stage	Stage	Stage
<b>Dept 7180</b>	<b>BEACH &amp; POOL FACILITIES</b>									
A.7180.0110	TEMP HELP	222,724.22	241,712.03	242,500.00	237,765.61	237,710.11	260,500.00	260,500.00	260,500.00	7.42%
A.7180.0201	POOL EQUIP	2,295.17	10,289.00	10,000.00	10,700.48	8,824.42	11,000.00	11,000.00	11,000.00	10.00%
A.7180.0402	DEPT SUPPLIES	656.36	1,074.30	1,500.00	1,500.00	1,463.78	1,500.00	1,500.00	1,500.00	0.00%
A.7180.0406	TELECOMMUNICATIONS/ CABLE	2,873.53	2,938.77	3,500.00	2,447.72	2,663.09	33,250.00	3,500.00	3,500.00	850.00%
A.7180.0407	ELECTRICITY	26,769.29	25,691.50	22,500.00	22,500.00	23,838.47	22,500.00	22,500.00	22,500.00	0.00%
A.7180.0416	FACILITY MAINTENANCE	30,029.27	39,684.80	22,000.00	155,437.87	26,861.47	22,000.00	22,000.00	22,000.00	0.00%
A.7180.0416.0001	BLDG MAINT.RESTROOM PAPER	258.12	429.84	750.00	750.00	663.15	775.00	775.00	775.00	3.33%
A.7180.0423	TRAINING	478.00	1,113.00	1,200.00	2,058.00	2,057.00	2,000.00	2,000.00	2,000.00	66.67%
A.7180.0430	PROGRAM EXPENSE	4,425.00	4,328.00	4,500.00	4,625.00	4,584.80	4,700.00	4,700.00	4,700.00	4.44%
A.7180.0434	UNIFORMS	3,913.50	4,329.60	5,000.00	5,323.90	4,833.00	5,400.00	5,400.00	5,400.00	8.00%
A.7180.0450	WATER PURCHASE	3,834.19	8,314.91	6,000.00	6,000.00	2,220.15	6,000.00	6,000.00	6,000.00	0.00%
A.7180.0451	CHEMICALS	20,388.71	23,404.35	30,000.00	31,456.17	24,590.01	32,000.00	32,000.00	32,000.00	6.67%
A.7180.0453	POOL MAINTENANCE	49,748.88	29,795.93	50,000.00	84,815.08	81,284.03	40,000.00	40,000.00	40,000.00	-20.00%
<b>Total Dept 7180</b>	<b>BEACH &amp; POOL FACILITIES</b>	<b>368,394.24</b>	<b>393,106.03</b>	<b>399,450.00</b>	<b>565,379.83</b>	<b>421,593.48</b>	<b>441,625.00</b>	<b>411,875.00</b>	<b>411,875.00</b>	<b>10.56%</b>
<b>Dept 7190</b>	<b>AQUATICS</b>									
A.7190.0110	PART TIME & SEASONAL	15,530.25	25,650.63	20,000.00	34,843.94	33,604.95	30,000.00	30,000.00	30,000.00	50.00%
A.7190.0446	CUSTODIAL FEES	577.50	2,040.50	2,000.00	6,114.38	0.00	2,500.00	2,500.00	2,500.00	25.00%
<b>Total Dept 7190</b>	<b>AQUATICS</b>	<b>16,107.75</b>	<b>27,691.13</b>	<b>22,000.00</b>	<b>40,958.32</b>	<b>33,604.95</b>	<b>32,500.00</b>	<b>32,500.00</b>	<b>32,500.00</b>	<b>47.73%</b>
<b>Dept 7215</b>	<b>CENTRAL GARAGE</b>									
A.7215.0101	SALARIES	229,886.19	222,457.09	247,725.00	241,595.07	210,729.18	257,100.00	257,100.00	257,100.00	3.78%
A.7215.0105	OVERTIME	235.27	166.39	250.00	250.00	0.00	250.00	250.00	250.00	0.00%
A.7215.0106	LONGEVITY	1,600.00	2,900.00	2,900.00	2,900.00	2,900.00	3,150.00	3,150.00	3,150.00	8.62%
A.7215.0108	LUMP SUM	0.00	44,769.45	0.00	1,982.73	1,982.73	0.00	0.00	0.00	0.00%
A.7215.0110	TEMP	0.00	0.00	0.00	1,748.00	1,748.00	0.00	0.00	0.00	0.00%
A.7215.0132	STIPEND- MECHANIC/AUTO	2,700.00	2,700.00	2,700.00	2,700.00	1,800.00	2,700.00	2,700.00	2,700.00	0.00%
A.7215.0201	EQUIP	4,336.49	7,256.77	10,000.00	16,605.05	10,327.72	10,000.00	10,000.00	10,000.00	0.00%

# TOWN OF YORKTOWN

## Budget Preparation Report

Fiscal Year: 2024 Period From: 1 To: 12

Account	Description	2021	2022	Original	Adjusted	2023	2024	2024	2024	Variance To
		Actual	Actual	2023 Budget	2023 Budget	Actual Per 1-12	TENTATIVE Stage	PRELIMINA Stage	FINAL Stage	TENTATIVE Stage
<b>Dept 7215</b>	<b>CENTRAL GARAGE</b>									
A.7215.0401	SUPPLIES	45.21	254.96	100.00	391.41	345.41	100.00	100.00	100.00	0.00%
A.7215.0401.0001	SUPPLIES.INK & TONER	71.42	53.23	75.00	95.00	94.07	100.00	100.00	100.00	33.33%
A.7215.0402	DEPT SUPPLIES	1,930.27	7,239.17	2,000.00	2,763.54	2,026.46	2,750.00	2,750.00	2,750.00	37.50%
A.7215.0406	TELECOMMUNICATIONS	2,200.84	2,006.85	2,500.00	2,208.59	1,293.75	2,500.00	2,500.00	2,500.00	0.00%
A.7215.0406.0001	CELLULAR TELEPHONE..	1,370.82	1,233.46	1,350.00	1,350.00	1,218.30	1,350.00	1,350.00	1,350.00	0.00%
A.7215.0407	ELECTRICITY	3,701.13	3,744.22	4,500.00	4,500.00	3,272.71	4,000.00	4,000.00	4,000.00	-11.11%
A.7215.0411	PRINTING	399.75	0.00	400.00	400.00	0.00	400.00	400.00	400.00	0.00%
A.7215.0416	BUILDING MAINTENANCE	3,651.14	3,048.19	5,000.00	1,947.70	1,244.70	5,000.00	5,000.00	5,000.00	0.00%
A.7215.0416.0001	BLDG MAINT.RESTROOM PAPER	326.00	0.00	150.00	347.66	347.66	150.00	150.00	150.00	0.00%
A.7215.0418	EQUIP MAINT	279.23	1,445.87	750.00	1,258.00	1,257.51	750.00	750.00	750.00	0.00%
A.7215.0420	VEHICLE MAINTENANCE	639.89	2,681.93	500.00	500.00	481.91	500.00	500.00	500.00	0.00%
A.7215.0421.0001	COMPUTER SUPPORT/SOFTWARE	800.00	800.00	800.00	800.00	800.00	800.00	800.00	800.00	0.00%
A.7215.0423	EMPLOYEE TRAINING	1,604.16	1,050.00	500.00	500.00	0.00	500.00	500.00	500.00	0.00%
A.7215.0425	OUT CONTRACT	51.12	(7.92)	100.00	126.16	21.21	0.00	0.00	0.00	-100.00%
A.7215.0434	UNIFORMS	1,945.23	2,098.20	3,150.00	3,210.00	2,815.20	3,175.00	3,175.00	3,175.00	0.79%
A.7215.0450	CG WATER	131.63	223.53	125.00	125.00	238.59	250.00	250.00	250.00	100.00%
A.7215.0470	AUTOMOTIVE FLUIDS	(88.12)	2,348.50	3,500.00	6,682.76	3,096.06	4,000.00	4,000.00	4,000.00	14.29%
A.7215.0470.0001	DIESEL FUEL	835.72	1,609.88	1,750.00	1,750.00	481.52	1,500.00	1,500.00	1,500.00	-14.29%
A.7215.0470.0003	UNLEADED FUEL	11,231.25	28,099.31	15,000.00	15,000.00	6,296.55	17,500.00	17,500.00	17,500.00	16.67%
A.7215.0471	SPARE PARTS	(2,626.49)	(4,066.01)	7,500.00	7,072.16	4,548.70	7,500.00	7,500.00	7,500.00	0.00%
A.7215.0472	TIRES BATT	779.59	(6,004.86)	2,500.00	3,828.19	377.12	2,500.00	2,500.00	2,500.00	0.00%
A.7215.0810	MEDICAL INSURANCE	31,791.91	44,469.11	57,225.00	57,225.00	59,396.66	96,000.00	96,000.00	96,000.00	67.76%
A.7215.0811	DENTAL INSURANCE	3,031.15	3,177.17	3,875.00	3,875.00	3,372.81	4,925.00	4,925.00	4,925.00	27.10%
A.7215.0812	VISION INSURANCE	966.60	912.90	1,075.00	1,075.00	886.05	1,075.00	1,075.00	1,075.00	0.00%
<b>Total Dept 7215</b>	<b>CENTRAL GARAGE</b>	<b>303,827.40</b>	<b>376,667.39</b>	<b>378,000.00</b>	<b>384,812.02</b>	<b>323,400.58</b>	<b>430,525.00</b>	<b>430,525.00</b>	<b>430,525.00</b>	<b>13.90%</b>
<b>Dept 7270</b>	<b>FAMILY/SPECIAL EVENTS</b>									

# TOWN OF YORKTOWN

## Budget Preparation Report

Fiscal Year: 2024 Period From: 1 To: 12

Account	Description	2021	2022	Original	Adjusted	2023	2024	2024	2024	Variance To
		Actual	Actual	2023 Budget	2023 Budget	Actual Per 1-12	TENTATIVE Stage	PRELIMINA Stage	FINAL Stage	TENTATIVE Stage
<b>Dept 7270</b>	<b>FAMILY/SPECIAL EVENTS</b>									
A.7270.0105	OVERTIME	8,615.91	10,016.47	9,500.00	7,553.66	4,763.18	9,500.00	9,500.00	9,500.00	0.00%
A.7270.0110	PART TIME & SEASONAL	120.00	120.00	350.00	350.00	150.00	350.00	350.00	350.00	0.00%
A.7270.0425	CONTRACTUAL	4,474.00	3,525.00	4,000.00	4,000.00	2,600.00	4,000.00	4,000.00	4,000.00	0.00%
A.7270.0430	PROGRAM EXPENSES	9,425.48	8,486.73	8,500.00	8,650.00	8,645.67	8,500.00	8,500.00	8,500.00	0.00%
<b>Total Dept 7270</b>	<b>FAMILY/SPECIAL EVENTS</b>	<b>22,635.39</b>	<b>22,148.20</b>	<b>22,350.00</b>	<b>20,553.66</b>	<b>16,158.85</b>	<b>22,350.00</b>	<b>22,350.00</b>	<b>22,350.00</b>	<b>0.00%</b>
<b>Dept 7310</b>	<b>CAMP PROGRAMS</b>									
A.7310.0110	TEMP HELP	139,138.13	197,090.30	275,000.00	271,722.60	271,722.60	275,000.00	300,000.00	300,000.00	0.00%
A.7310.0402	DEPT SUPPLIES	1,419.97	2,236.31	2,000.00	3,692.00	3,671.93	3,700.00	3,700.00	3,700.00	85.00%
A.7310.0404	MILEAGE	186.82	322.55	750.00	294.00	288.66	800.00	800.00	800.00	6.67%
A.7310.0406.0001	CELLULAR TELEPHONE..	129.00	172.77	500.00	500.00	337.43	500.00	500.00	500.00	0.00%
A.7310.0423	TRAINING	5,000.00	2,416.00	2,500.00	5,555.00	5,525.00	5,500.00	5,500.00	5,500.00	120.00%
A.7310.0425	CONTRACTUAL SVS	22,355.46	12,035.00	9,000.00	12,050.00	12,050.00	12,000.00	12,000.00	12,000.00	33.33%
A.7310.0430	CAMP PROGRAM EXP	6,933.56	10,078.76	12,500.00	6,586.99	5,977.57	12,000.00	12,000.00	12,000.00	-4.00%
A.7310.0434	UNIFORMS	0.00	8,186.00	7,500.00	7,500.00	7,478.88	8,000.00	8,000.00	8,000.00	6.67%
A.7310.0446	CUST FEES	549.12	0.00	3,000.00	734.00	0.00	2,000.00	2,000.00	2,000.00	-33.33%
A.7310.0447	TRANSPORTATION	0.00	55,395.00	52,250.00	45,653.80	45,320.00	50,000.00	50,000.00	50,000.00	-4.31%
A.7310.0448	TRIP BOOKING	0.00	16,533.01	55,000.00	13,961.29	13,590.57	55,000.00	55,000.00	55,000.00	0.00%
<b>Total Dept 7310</b>	<b>CAMP PROGRAMS</b>	<b>175,712.06</b>	<b>304,465.70</b>	<b>420,000.00</b>	<b>368,249.68</b>	<b>365,962.64</b>	<b>424,500.00</b>	<b>449,500.00</b>	<b>449,500.00</b>	<b>1.07%</b>
<b>Dept 7320</b>	<b>YOUTH PROGRAMS</b>									
A.7320.0105	OVERTIME	299.07	0.00	2,000.00	0.00	0.00	2,000.00	2,000.00	2,000.00	0.00%
A.7320.0425	CONTRACTUAL	110,463.32	149,428.80	120,000.00	145,238.99	113,818.54	135,000.00	135,000.00	135,000.00	12.50%
A.7320.0425.0001	ATHLETIC CLUB CONTRACTS	0.00	68,675.75	82,700.00	78,164.00	78,062.25	82,700.00	82,700.00	82,700.00	0.00%
A.7320.0430	MISC PROGRAM EXP	710.32	266.41	1,250.00	72.00	0.00	1,250.00	1,250.00	1,250.00	0.00%
<b>Total Dept 7320</b>	<b>YOUTH PROGRAMS</b>	<b>111,472.71</b>	<b>218,370.96</b>	<b>205,950.00</b>	<b>223,474.99</b>	<b>191,880.79</b>	<b>220,950.00</b>	<b>220,950.00</b>	<b>220,950.00</b>	<b>7.28%</b>
<b>Dept 7450</b>	<b>MUSEUM</b>									
A.7450.0101	SALARIES	0.00	0.00	0.00	99.04	0.00	0.00	0.00	0.00	0.00%
A.7450.0106	LONGEVITY	0.00	0.00	0.00	2,257.50	2,257.50	1,750.00	1,750.00	1,750.00	100.00%

# TOWN OF YORKTOWN

## Budget Preparation Report

Fiscal Year: 2024 Period From: 1 To: 12

Account	Description	2021	2022	Original	Adjusted	2023	2024	2024	2024	Variance To
		Actual	Actual	2023 Budget	2023 Budget	Actual Per 1-12	TENTATIVE Stage	PRELIMINA Stage	FINAL Stage	TENTATIVE Stage
<b>Dept 7450</b>	<b>MUSEUM</b>									
A.7450.0110	PART TIME HELP	58,947.46	60,182.32	61,050.00	56,343.31	47,078.42	65,000.00	65,000.00	65,000.00	6.47%
A.7450.0131	STIPEND	4,999.80	4,992.68	5,000.00	2,742.50	865.35	5,000.00	5,000.00	5,000.00	0.00%
A.7450.0201	EQUIP	0.00	0.00	0.00	4,706.69	0.00	0.00	0.00	0.00	0.00%
A.7450.0401	SUPPLIES	525.25	700.00	500.00	552.70	137.66	500.00	500.00	500.00	0.00%
A.7450.0401.0001	SUPPLIES.INK & TONER	50.96	549.01	250.00	250.00	0.00	250.00	250.00	250.00	0.00%
A.7450.0417	COPIER MAINTENANCE	16.48	75.00	75.00	75.00	0.00	50.00	50.00	50.00	-33.33%
A.7450.0421.0001	COMPUTER SUPPORT/SOFTWARE	165.05	688.00	700.00	700.00	874.93	700.00	700.00	700.00	0.00%
A.7450.0428	DUES	365.00	375.00	250.00	250.00	0.00	250.00	250.00	250.00	0.00%
A.7450.0450	WATER PURCHASE	10.97	40.43	25.00	25.00	41.36	50.00	50.00	50.00	100.00%
A.7450.0490	PROF SERVICES	540.00	0.00	0.00	0.00	0.00	0.00	0.00	0.00	0.00%
A.7450.0810	MEDICAL INSURANCE	9,697.77	10,786.62	12,400.00	12,400.00	11,971.46	13,500.00	13,500.00	13,500.00	8.87%
A.7450.0811	DENTAL INSURANCE	44.09	710.00	600.00	600.00	529.08	600.00	600.00	600.00	0.00%
A.7450.0812	VISION INSURANCE	322.20	375.00	375.00	375.00	322.20	375.00	375.00	375.00	0.00%
<b>Total Dept 7450</b>	<b>MUSEUM</b>	<b>75,685.03</b>	<b>79,474.06</b>	<b>81,225.00</b>	<b>81,376.74</b>	<b>64,077.96</b>	<b>88,025.00</b>	<b>88,025.00</b>	<b>88,025.00</b>	<b>8.37%</b>
<b>Dept 7610</b>	<b>ADULT PROGRAMS</b>									
A.7610.0425	CONTRACTUAL INSTRUCTORS	16,660.80	37,857.70	42,500.00	59,473.30	53,054.80	45,000.00	45,000.00	45,000.00	5.88%
A.7610.0430	PROGRAM EXPENSES	1,884.88	1,222.58	5,000.00	3,508.74	3,176.46	5,000.00	5,000.00	5,000.00	0.00%
<b>Total Dept 7610</b>	<b>ADULT PROGRAMS</b>	<b>18,545.68</b>	<b>39,080.28</b>	<b>47,500.00</b>	<b>62,982.04</b>	<b>56,231.26</b>	<b>50,000.00</b>	<b>50,000.00</b>	<b>50,000.00</b>	<b>5.26%</b>
<b>Dept 7620</b>	<b>SENIOR PROGRAMS</b>									
A.7620.0411	PRINTING	0.00	187.20	500.00	0.00	0.00	500.00	500.00	500.00	0.00%
A.7620.0425	CONTRACTUAL	9,404.00	15,162.00	15,000.00	16,400.00	12,952.00	18,000.00	18,000.00	18,000.00	20.00%
A.7620.0430	PROGRAM EXPENSE	0.00	0.00	750.00	308.00	0.00	750.00	750.00	750.00	0.00%
A.7620.0447	TRANSPORTATION	8,150.00	13,850.00	14,500.00	13,850.00	13,850.00	14,500.00	14,500.00	14,500.00	0.00%
<b>Total Dept 7620</b>	<b>SENIOR PROGRAMS</b>	<b>17,554.00</b>	<b>29,199.20</b>	<b>30,750.00</b>	<b>30,558.00</b>	<b>26,802.00</b>	<b>33,750.00</b>	<b>33,750.00</b>	<b>33,750.00</b>	<b>9.76%</b>
<b>Dept 8010</b>	<b>ZONING</b>									
A.8010.0442	LEGAL NOTICES	1,368.55	1,430.96	1,500.00	2,684.31	1,425.28	0.00	0.00	0.00	-100.00%

# TOWN OF YORKTOWN

## Budget Preparation Report

Fiscal Year: 2024 Period From: 1 To: 12

Account	Description	2021	2022	Original	Adjusted	2023	2024	2024	2024	Variance To
		Actual	Actual	2023 Budget	2023 Budget	Actual Per 1-12	TENTATIVE Stage	PRELIMINA Stage	FINAL Stage	TENTATIVE Stage
<b>Dept 8010</b>	<b>ZONING</b>									
A.8010.0490	CONTRACTUAL SERVICES	1,250.00	1,125.00	1,500.00	1,500.00	875.00	1,500.00	1,500.00	1,500.00	0.00%
<b>Total Dept 8010</b>	<b>ZONING</b>	<b>2,618.55</b>	<b>2,555.96</b>	<b>3,000.00</b>	<b>4,184.31</b>	<b>2,300.28</b>	<b>1,500.00</b>	<b>1,500.00</b>	<b>1,500.00</b>	<b>-50.00%</b>
<b>Dept 8020</b>	<b>PLANNING</b>									
A.8020.0101	SALARIES	311,486.05	326,257.12	399,075.00	380,106.49	327,723.98	415,750.00	419,750.00	419,750.00	4.18%
A.8020.0105	OVERTIME	1,894.77	605.56	2,500.00	2,500.00	0.00	2,500.00	2,500.00	2,500.00	0.00%
A.8020.0106	LONGEVITY	3,200.00	3,500.00	3,750.00	3,750.00	3,750.00	3,750.00	3,750.00	3,750.00	0.00%
A.8020.0110	PART TIME & SEASONAL	2,225.00	1,925.00	5,000.00	5,000.00	2,737.50	5,000.00	5,000.00	5,000.00	0.00%
A.8020.0131	STIPEND	7,999.94	7,999.94	8,000.00	8,000.00	7,384.56	8,000.00	8,000.00	8,000.00	0.00%
A.8020.0201	EQUIPMENT	10,298.91	0.00	0.00	0.00	0.00	1,000.00	1,000.00	1,000.00	100.00%
A.8020.0401	SUPPLIES	1,010.11	1,244.95	1,500.00	1,439.01	923.34	1,500.00	1,500.00	1,500.00	0.00%
A.8020.0401.0001	SUPPLIES.INK & TONER	1,781.61	1,633.67	0.00	1,700.00	689.68	2,000.00	2,000.00	2,000.00	100.00%
A.8020.0402	DEPT SUPPLIES	373.52	478.18	500.00	480.00	278.34	500.00	500.00	500.00	0.00%
A.8020.0404	MILEAGE	0.00	0.00	0.00	0.00	0.00	100.00	100.00	100.00	100.00%
A.8020.0405	CONFERENCES	0.00	100.00	750.00	3,550.00	3,039.99	1,000.00	1,000.00	1,000.00	33.33%
A.8020.0406.0001	CELLULAR TELEPHONE..	376.26	342.86	450.00	450.00	397.98	400.00	400.00	400.00	-11.11%
A.8020.0410	BOOKS	0.00	0.00	0.00	0.00	0.00	125.00	125.00	125.00	100.00%
A.8020.0411	PRINTING	605.00	153.00	250.00	750.00	729.00	700.00	700.00	700.00	180.00%
A.8020.0412	POSTAGE	104.40	0.00	0.00	0.00	0.00	0.00	0.00	0.00	0.00%
A.8020.0417	COPIER MAINTENANCE	792.00	801.13	1,000.00	2,000.00	1,253.88	1,800.00	1,800.00	1,800.00	80.00%
A.8020.0418	EQUIP MAINT	705.27	0.00	0.00	0.00	0.00	0.00	0.00	0.00	0.00%
A.8020.0421.0001	COMPUTER SUPPORT/SOFTWARE	883.50	2,205.40	1,000.00	14,500.00	1,453.94	9,500.00	9,500.00	9,500.00	850.00%
A.8020.0423	TRAINING	0.00	0.00	500.00	500.00	199.00	500.00	500.00	500.00	0.00%
A.8020.0428	DUES	2,824.00	3,054.00	3,000.00	3,150.00	1,424.00	3,200.00	3,200.00	3,200.00	6.67%
A.8020.0434	UNIFORMS	0.00	453.98	300.00	320.00	0.00	500.00	500.00	500.00	66.67%
A.8020.0442	LEGAL NOTICES	4,078.15	2,010.00	2,500.00	2,500.00	1,650.63	2,500.00	2,500.00	2,500.00	0.00%
A.8020.0450	WATER PURCHASE	73.79	113.75	100.00	100.00	117.59	125.00	125.00	125.00	25.00%

# TOWN OF YORKTOWN

## Budget Preparation Report

Fiscal Year: 2024 Period From: 1 To: 12

Account	Description	2021	2022	Original	Adjusted	2023	2024	2024	2024	Variance To
		Actual	Actual	2023 Budget	2023 Budget	Actual Per 1-12	TENTATIVE Stage	PRELIMINA Stage	FINAL Stage	TENTATIVE Stage
<b>Dept 8020</b>	<b>PLANNING</b>									
A.8020.0479	SPECIAL PROJECTS	3,966.00	0.00	0.00	16,896.36	1,011.61	0.00	0.00	0.00	0.00%
A.8020.0479.0004	TOWN PLANTERS	2,037.45	5,000.00	3,000.00	3,000.00	2,350.00	3,000.00	3,000.00	3,000.00	0.00%
A.8020.0479.0005	LANDMARKS	0.00	1,400.00	2,500.00	4,800.00	4,300.00	3,000.00	3,000.00	3,000.00	20.00%
A.8020.0490	PROF SERVICES	6,628.00	3,047.76	0.00	30,000.00	15,599.96	5,000.00	5,000.00	5,000.00	100.00%
A.8020.0810	MEDICAL INSURANCE	66,282.40	74,685.68	98,200.00	97,589.84	89,603.42	109,500.00	109,500.00	109,500.00	11.51%
A.8020.0811	DENTAL INSURANCE	4,464.00	4,464.00	6,550.00	6,550.00	4,684.45	6,550.00	6,550.00	6,550.00	0.00%
A.8020.0812	VISION INSURANCE	966.60	966.60	1,425.00	1,425.00	1,100.85	1,425.00	1,425.00	1,425.00	0.00%
<b>Total Dept 8020</b>	<b>PLANNING</b>	<b>435,056.73</b>	<b>442,442.58</b>	<b>541,850.00</b>	<b>591,056.70</b>	<b>472,403.70</b>	<b>588,925.00</b>	<b>592,925.00</b>	<b>592,925.00</b>	<b>8.69%</b>
<b>Dept 8030</b>	<b>SECTION 8</b>									
A.8030.0101	SALARIES	108,861.30	108,523.80	111,425.00	111,654.06	103,023.64	115,100.00	119,150.00	119,150.00	3.30%
A.8030.0108	LUMP SUM	32,808.21	2,090.40	0.00	2,142.65	2,142.65	0.00	0.00	0.00	0.00%
A.8030.0401	SUPPLIES	0.00	0.00	700.00	1,649.55	186.68	700.00	700.00	700.00	0.00%
A.8030.0401.0001	SUPPLIES.INK & TONER	0.00	0.00	0.00	840.15	0.00	0.00	0.00	0.00	0.00%
A.8030.0404	MILEAGE/TOLLS	0.00	0.00	0.00	31.00	31.00	0.00	0.00	0.00	0.00%
A.8030.0406.0001	CELLULAR TELEPHONE..	376.26	375.18	450.00	400.86	374.81	450.00	450.00	450.00	0.00%
A.8030.0418	EQUIP MAINT	0.00	0.00	150.00	150.00	0.00	150.00	150.00	150.00	0.00%
A.8030.0421.0001	COMPUTER SUPPORT/SOFTWARE	145.00	150.00	75.00	75.00	0.00	525.00	525.00	525.00	600.00%
A.8030.0440	AUDIT FEE	2,500.00	2,500.00	2,500.00	2,500.00	0.00	2,500.00	2,500.00	2,500.00	0.00%
A.8030.0490	CONTRACTUAL SERVICES	0.00	0.00	0.00	49.14	49.14	0.00	0.00	0.00	0.00%
A.8030.0810	MEDICAL INSURANCE	13,250.62	24,895.26	28,625.00	28,625.00	28,223.78	31,900.00	31,900.00	31,900.00	11.44%
A.8030.0811	DENTAL INSURANCE	1,488.00	1,488.00	1,650.00	1,650.00	1,488.00	1,650.00	1,650.00	1,650.00	0.00%
A.8030.0812	VISION INSURANCE	349.05	322.20	375.00	375.00	322.20	375.00	375.00	375.00	0.00%
<b>Total Dept 8030</b>	<b>SECTION 8</b>	<b>159,778.44</b>	<b>140,344.84</b>	<b>145,950.00</b>	<b>150,142.41</b>	<b>135,841.90</b>	<b>153,350.00</b>	<b>157,400.00</b>	<b>157,400.00</b>	<b>5.07%</b>
<b>Dept 8090</b>	<b>CONSERVATION BOARD</b>									
A.8090.0110	PART TIME & SEASONAL	5,925.00	0.00	0.00	125.00	125.00	0.00	0.00	0.00	0.00%
A.8090.0428	DUES	0.00	75.00	75.00	75.00	0.00	0.00	0.00	0.00	-100.00%



# TOWN OF YORKTOWN

## Budget Preparation Report

Fiscal Year: 2024 Period From: 1 To: 12

Account	Description	2021	2022	Original	Adjusted	2023	2024	2024	2024	Variance To
		Actual	Actual	2023 Budget	2023 Budget	Actual Per 1-12	TENTATIVE Stage	PRELIMINA Stage	FINAL Stage	TENTATIVE Stage
<b>Dept 8090</b>	<b>CONSERVATION BOARD</b>									
A.8090.0490	PROF SERVICES	0.00	2,875.00	3,000.00	2,875.00	750.00	1,500.00	1,500.00	1,500.00	-50.00%
<b>Total Dept 8090</b>	<b>CONSERVATION BOARD</b>	<b>5,925.00</b>	<b>2,950.00</b>	<b>3,075.00</b>	<b>3,075.00</b>	<b>875.00</b>	<b>1,500.00</b>	<b>1,500.00</b>	<b>1,500.00</b>	<b>-51.22%</b>
<b>Dept 8730</b>	<b>OPEN SPACE FORESTRY</b>									
A.8730.0425	CONTRACTUAL FORESTRY	0.00	53,270.00	50,000.00	100,000.00	59,800.00	75,000.00	75,000.00	75,000.00	50.00%
<b>Total Dept 8730</b>	<b>OPEN SPACE FORESTRY</b>	<b>0.00</b>	<b>53,270.00</b>	<b>50,000.00</b>	<b>100,000.00</b>	<b>59,800.00</b>	<b>75,000.00</b>	<b>75,000.00</b>	<b>75,000.00</b>	<b>50.00%</b>
<b>Dept 9000</b>	<b>EMPLOYEE BENEFITS</b>									
A.9000.0108	MEDICAL LUMP SUM	65,954.09	85,949.58	112,500.00	127,138.40	127,138.40	141,500.00	141,500.00	141,500.00	25.78%
A.9000.0800	FICA/MEDICARE	1,127,222.57	1,157,099.84	1,317,475.00	1,299,215.93	1,131,032.31	1,390,500.00	1,397,250.00	1,397,250.00	5.54%
A.9000.0801	MTA TAX	51,192.58	52,635.38	59,200.00	59,200.00	50,827.24	62,000.00	62,100.00	62,100.00	4.73%
A.9000.0810	RETIREE MEDICAL	1,000,920.41	1,149,814.71	1,675,975.00	1,675,975.00	1,230,756.40	1,733,074.00	1,733,074.00	1,733,074.00	3.41%
A.9000.0811	STATE RETIREMENT	996,526.00	861,185.00	1,205,600.00	1,206,905.00	0.00	1,261,500.00	1,273,550.00	1,273,550.00	4.64%
A.9000.0812	POLICE RETIREMENT	1,909,498.00	1,961,590.00	2,190,900.00	2,190,900.00	0.00	2,677,500.00	2,677,500.00	2,677,500.00	22.21%
A.9000.0812.0001	POLICE CIVILIAN RETIREMENT	63,774.00	51,710.00	76,000.00	76,000.00	0.00	100,500.00	100,500.00	100,500.00	32.24%
A.9000.0813	WORKERS COMPENSATION	145,343.08	150,512.48	186,000.00	186,000.00	149,316.29	186,000.00	186,000.00	186,000.00	0.00%
A.9000.0815	EMPLOYEE ASSIST PRGRM	4,132.80	3,888.95	4,500.00	4,500.00	3,969.96	4,500.00	4,500.00	4,500.00	0.00%
A.9000.0818	UNEMPLOYMENT	0.00	7.25	5,000.00	5,000.00	0.00	1,000.00	1,000.00	1,000.00	-80.00%
A.9000.0819	FSA ADMINISTRATION	1,364.00	1,463.00	1,500.00	1,500.00	1,364.00	1,500.00	1,500.00	1,500.00	0.00%
A.9000.0821	TRAINING/TESTING	17,202.34	19,104.01	35,000.00	35,000.00	28,810.00	35,000.00	35,000.00	35,000.00	0.00%
<b>Total Dept 9000</b>	<b>EMPLOYEE BENEFITS</b>	<b>5,383,129.87</b>	<b>5,494,960.20</b>	<b>6,869,650.00</b>	<b>6,867,334.33</b>	<b>2,723,214.60</b>	<b>7,594,574.00</b>	<b>7,613,474.00</b>	<b>7,613,474.00</b>	<b>10.55%</b>
<b>Dept 9700</b>	<b>DEBT SERVICES</b>									
A.9700.0490	PROF SERVICES	1,270.00	0.00	0.00	0.00	0.00	0.00	0.00	0.00	0.00%
<b>Total Dept 9700</b>	<b>DEBT SERVICES</b>	<b>1,270.00</b>	<b>0.00</b>	<b>0.00</b>	<b>0.00</b>	<b>0.00</b>	<b>0.00</b>	<b>0.00</b>	<b>0.00</b>	<b>0.00%</b>
<b>Dept 9730</b>	<b>BOND ANTICIPATION NOTES</b>									
A.9730.0610	PRINCIPAL	560,000.00	560,000.00	0.00	0.00	0.00	0.00	0.00	0.00	0.00%
A.9730.0710	INTEREST	18,470.04	9,132.98	0.00	0.00	0.00	0.00	0.00	0.00	0.00%

# TOWN OF YORKTOWN

## Budget Preparation Report

Fiscal Year: 2024 Period From: 1 To: 12

Account	Description	2021	2022	Original	Adjusted	2023	2024	2024	2024	Variance To
		Actual	Actual	2023 Budget	2023 Budget	Actual Per 1-12	TENTATIVE Stage	PRELIMINA Stage	FINAL Stage	TENTATIVE Stage
<b>Dept 9730</b>	<b>BOND ANTICIPATION NOTES</b>									
<b>Total Dept 9730</b>	<b>BOND ANTICIPATION NOTES</b>	578,470.04	569,132.98	0.00	0.00	0.00	0.00	0.00	0.00	0.00%
<b>Dept 9901</b>	<b>TRANSFERS TO OTHER FUNDS</b>									
A.9901.0900	TRANS TO WORKERS COMP	394,110.22	381,844.37	0.00	494,311.91	439,743.50	0.00	0.00	0.00	0.00%
A.9901.0901	TRANS TO LIAB SELF INS	0.00	298,310.44	0.00	0.00	0.00	0.00	0.00	0.00	0.00%
A.9901.0902	TRANSFER TO HIGHWAY	1,008,725.00	331,000.00	25,000.00	1,712,000.00	687,000.00	23,500.00	23,500.00	23,500.00	-6.00%
A.9901.0905	TRANSFER TO WATER	0.00	0.00	0.00	500,000.00	500,000.00	0.00	0.00	0.00	0.00%
A.9901.0906	TRANSFER TO LIBRARY	0.00	0.00	0.00	27,693.00	27,693.00	0.00	0.00	0.00	0.00%
<b>Total Dept 9901</b>	<b>TRANSFERS TO OTHER FUNDS</b>	<b>1,402,835.22</b>	<b>1,011,154.81</b>	<b>25,000.00</b>	<b>2,734,004.91</b>	<b>1,654,436.50</b>	<b>23,500.00</b>	<b>23,500.00</b>	<b>23,500.00</b>	<b>-6.00%</b>
<b>Dept 9950</b>	<b>TRNSFR TO CAPITAL PROJECTS FND</b>									
A.9950.0900	TRANSFER TO CAPITAL	934,450.66	2,175,244.68	0.00	1,997,218.80	1,997,218.80	0.00	0.00	0.00	0.00%
<b>Total Dept 9950</b>	<b>TRNSFR TO CAPITAL PROJECTS FND</b>	<b>934,450.66</b>	<b>2,175,244.68</b>	<b>0.00</b>	<b>1,997,218.80</b>	<b>1,997,218.80</b>	<b>0.00</b>	<b>0.00</b>	<b>0.00</b>	<b>0.00%</b>
<b>Grand Total</b>		<b>30,700,826.65</b>	<b>33,023,250.62</b>	<b>32,947,622.00</b>	<b>40,120,405.38</b>	<b>29,523,448.40</b>	<b>35,081,896.00</b>	<b>35,203,846.00</b>	<b>35,203,846.00</b>	<b>6.48%</b>

**NOTE: One or more accounts may not be printed due to Account Table restrictions.**

# TOWN OF YORKTOWN

## Budget Preparation Report

Fiscal Year: 2024 Period From: 1 To: 12

Account	Description			Original	Adjusted	2023	2024	2024	2024	Variance To
		2021	2022	2023	2023	Actual	TENTATIVE	PRELIMINA	FINAL	TENTATIVE
		Actual	Actual	Budget	Budget	Per 1-12	Stage	Stage	Stage	Stage
<b>Dept 0000</b>	.									
D.0000.1001	TAXES	6,246,625.00	6,248,825.00	6,246,265.00	6,246,265.00	6,246,265.00	6,411,345.00	6,411,345.00	6,411,345.00	2.64%
D.0000.1002	APPR FUND BALANCE	0.00	0.00	0.00	1,314,921.61	0.00	0.00	0.00	0.00	0.00%
D.0000.2401	INTEREST EARNINGS	7,922.21	48,460.91	10,000.00	10,000.00	89,609.88	100,000.00	100,000.00	100,000.00	900.00%
D.0000.2560	FEES	8,550.00	4,750.00	5,000.00	5,000.00	6,950.00	5,000.00	5,000.00	5,000.00	0.00%
D.0000.2565	STREET OPENING FEES	46,000.00	41,000.00	42,250.00	42,250.00	64,500.00	50,000.00	50,000.00	50,000.00	18.34%
D.0000.2655	COMPOST PERMITS	2,161.00	591.00	2,500.00	2,500.00	2,826.68	1,500.00	1,500.00	1,500.00	-40.00%
D.0000.2665	SALE OF EQUIPMENT	151,092.22	4,013.20	0.00	0.00	3,662.76	0.00	0.00	0.00	0.00%
D.0000.2680	INSURANCE RECOVERIES	9,104.13	23,324.05	0.00	0.00	27,806.63	0.00	0.00	0.00	0.00%
D.0000.2770	MISCELLANEOUS	11,154.11	49,070.00	7,500.00	7,500.00	7,484.11	7,500.00	7,500.00	7,500.00	0.00%
D.0000.3089	GENERAL GOVERNMENT AID	0.00	156,883.00	0.00	0.00	193,117.00	0.00	0.00	0.00	0.00%
D.0000.3501	STATE AID CHIPS	564,013.21	488,202.45	475,000.00	475,000.00	553,794.96	378,000.00	378,000.00	378,000.00	-20.42%
D.0000.3501.0001	WINTER RECOVERY GRANT	468,703.87	325,773.93	125,000.00	125,000.00	325,579.08	125,000.00	125,000.00	125,000.00	0.00%
D.0000.3510	FEMA STATE AID	0.00	32,830.10	0.00	0.00	0.00	0.00	0.00	0.00	0.00%
D.0000.4510	FEMA FEDERAL AID	0.00	295,470.97	0.00	0.00	2,064.93	0.00	0.00	0.00	0.00%
D.0000.5031	TRANSFER IN FROM GENERAL	1,008,725.00	331,000.00	25,000.00	1,037,000.00	687,000.00	23,500.00	23,500.00	23,500.00	-6.00%
D.0000.5031.0001	TRANSFER IN FROM WATER	37,475.00	95,000.00	95,000.00	95,000.00	0.00	82,250.00	82,250.00	82,250.00	-13.42%
D.0000.5031.0002	TRANSFER IN FROM SEWER..	8,725.00	13,000.00	13,000.00	13,000.00	0.00	11,750.00	11,750.00	11,750.00	-9.62%
D.0000.5031.0003	TRANSFER IN FROM REFUSE..	61,000.00	75,000.00	75,000.00	75,000.00	0.00	70,000.00	70,000.00	70,000.00	-6.67%
<b>Total Dept 0000</b>	.	<b>(8,631,250.75)</b>	<b>(8,233,194.61)</b>	<b>(7,121,515.00)</b>	<b>(9,448,436.61)</b>	<b>(8,210,661.03)</b>	<b>(7,265,845.00)</b>	<b>(7,265,845.00)</b>	<b>(7,265,845.00)</b>	<b>2.03%</b>
<b>Grand Total</b>		<b>(8,631,250.75)</b>	<b>(8,233,194.61)</b>	<b>(7,121,515.00)</b>	<b>(9,448,436.61)</b>	<b>(8,210,661.03)</b>	<b>(7,265,845.00)</b>	<b>(7,265,845.00)</b>	<b>(7,265,845.00)</b>	<b>2.03%</b>

**NOTE: One or more accounts may not be printed due to Account Table restrictions.**

# TOWN OF YORKTOWN

## Budget Preparation Report

Fiscal Year: 2024 Period From: 1 To: 12

Account	Description			Original	Adjusted	2023	2024	2024	2024	Variance To
		2021 Actual	2022 Actual	2023 Budget	2023 Budget	Actual Per 1-12	TENTATIVE Stage	PRELIMINA Stage	FINAL Stage	TENTATIVE Stage
<b>Dept 5110</b>	<b>STREET MAINTENANCE</b>									
D.5110.0101	SALARIES	1,415,018.07	1,449,206.03	1,913,115.00	1,744,469.89	1,423,140.10	1,921,000.00	1,921,000.00	1,921,000.00	0.41%
D.5110.0105	OVERTIME	78,566.09	63,723.65	25,000.00	111,022.09	106,522.09	25,000.00	25,000.00	25,000.00	0.00%
D.5110.0106	LONGEVITY	6,400.00	10,900.00	13,500.00	13,377.78	12,800.00	14,650.00	14,650.00	14,650.00	8.52%
D.5110.0108	LUMP SUM	101,694.94	6,395.77	0.00	6,501.76	6,501.76	0.00	0.00	0.00	0.00%
D.5110.0110	PART TIME & SEASONAL	19,710.00	21,825.00	22,500.00	23,075.00	23,075.00	22,500.00	22,500.00	22,500.00	0.00%
D.5110.0201	EQUIPMENT	507,375.04	653,083.89	0.00	1,022,806.36	550,340.16	0.00	0.00	0.00	0.00%
D.5110.0202	COMPUTER EQUIPMENT	0.00	0.00	0.00	7,904.00	7,904.00	0.00	0.00	0.00	0.00%
D.5110.0403	SUPPLIES	116,017.98	133,138.26	115,000.00	130,313.10	96,251.49	115,000.00	115,000.00	115,000.00	0.00%
D.5110.0406	TELECOMMUNICATIONS	784.37	1,437.76	1,000.00	1,000.00	2,272.58	1,500.00	1,500.00	1,500.00	50.00%
D.5110.0406.0001	CELLULAR TELEPHONE..	1,744.52	1,574.50	2,500.00	2,500.00	1,393.11	2,000.00	2,000.00	2,000.00	-20.00%
D.5110.0407	ELECTRICITY	12,791.14	12,117.75	10,000.00	10,000.00	12,244.78	12,500.00	12,500.00	12,500.00	25.00%
D.5110.0407.0002	NATURAL GAS..	17,709.88	12,727.77	25,000.00	25,000.00	0.00	15,000.00	15,000.00	15,000.00	-40.00%
D.5110.0416	BUILDING MAINTENANCE	9,420.57	23,577.20	7,500.00	18,105.30	5,681.11	7,500.00	7,500.00	7,500.00	0.00%
D.5110.0416.0001	BLDG MAINT.RESTROOM PAPER	290.94	362.65	500.00	600.00	372.20	500.00	500.00	500.00	0.00%
D.5110.0418	EQUIP MAINT	1,396.86	1,016.00	1,500.00	763.75	613.75	1,750.00	1,750.00	1,750.00	16.67%
D.5110.0419	MACHINE RENTAL	0.00	0.00	0.00	3,500.00	3,200.00	0.00	0.00	0.00	0.00%
D.5110.0421.0001	COMPUTER SOFTWARE/SUPPORT	2,500.00	13,052.75	500.00	500.00	0.00	16,250.00	16,250.00	16,250.00	3150.00%
D.5110.0423	EMPLOYEE TRAINING	3,834.50	330.50	3,500.00	1,800.00	1,707.00	3,000.00	3,000.00	3,000.00	-14.29%
D.5110.0425	OUTSIDE SERVICES	25,785.00	30,795.00	55,000.00	52,600.00	25,306.05	55,000.00	55,000.00	55,000.00	0.00%
D.5110.0434	UNIFORMS	9,937.17	12,718.05	15,750.00	14,165.03	8,668.65	15,750.00	15,750.00	15,750.00	0.00%
D.5110.0443	LEGAL SETTLEMENTS	10,312.83	3,944.54	0.00	0.00	0.00	0.00	0.00	0.00	0.00%
D.5110.0467	INSURANCE	79,247.83	131,837.61	205,000.00	200,000.00	173,876.86	212,500.00	212,500.00	212,500.00	3.66%
D.5110.0470	GAS AND OIL	532.37	1,415.58	2,000.00	5,000.00	4,272.55	3,750.00	3,750.00	3,750.00	87.50%
D.5110.0470.0001	DIESEL FUEL..	63,659.63	89,736.80	100,000.00	100,000.00	49,675.82	100,000.00	100,000.00	100,000.00	0.00%
D.5110.0479	DRAINAGE	64,198.61	182,837.83	0.00	226,049.80	167,503.95	75,000.00	75,000.00	75,000.00	100.00%
D.5110.0490	PROF SERVICE	450.00	0.00	0.00	0.00	0.00	0.00	0.00	0.00	0.00%

# TOWN OF YORKTOWN

## Budget Preparation Report

Fiscal Year: 2024 Period From: 1 To: 12

Account	Description	2021	2022	Original	Adjusted	2023	2024	2024	2024	Variance To
		Actual	Actual	2023 Budget	2023 Budget	Actual Per 1-12	TENTATIVE Stage	PRELIMINA Stage	FINAL Stage	TENTATIVE Stage
<b>Dept 5110</b>	<b>STREET MAINTENANCE</b>									
D.5110.0491	EASEMENT AND TAX	2,439.38	2,439.38	2,750.00	2,750.00	2,439.38	2,750.00	2,750.00	2,750.00	0.00%
D.5110.0810	MEDICAL INSURANCE	318,276.62	346,662.41	450,850.00	452,314.99	391,713.33	523,950.00	523,950.00	523,950.00	16.21%
D.5110.0811	DENTAL INSURANCE	24,320.64	23,423.79	34,125.00	34,125.00	25,218.93	34,250.00	34,250.00	34,250.00	0.37%
D.5110.0812	VISION INSURANCE	6,927.30	6,658.80	9,225.00	9,225.00	6,819.90	9,250.00	9,250.00	9,250.00	0.27%
<b>Total Dept 5110</b>	<b>STREET MAINTENANCE</b>	<b>2,901,342.28</b>	<b>3,236,939.27</b>	<b>3,015,815.00</b>	<b>4,219,468.85</b>	<b>3,109,514.55</b>	<b>3,190,350.00</b>	<b>3,190,350.00</b>	<b>3,190,350.00</b>	<b>5.79%</b>
<b>Dept 5112</b>	<b>STREET MAINTENANCE CHIPS PROG</b>									
D.5112.0200	CHIPS	331,225.00	488,202.45	475,000.00	553,171.50	552,966.46	378,000.00	378,000.00	378,000.00	-20.42%
D.5112.0200.0001	WINTER RECOVERY GRANT	57,150.00	325,773.93	125,000.00	124,374.29	109,264.23	125,000.00	125,000.00	125,000.00	0.00%
D.5112.0205	EQUIPMENT	0.00	0.00	0.00	124,727.45	0.00	0.00	0.00	0.00	0.00%
D.5112.0210	PAVING	2,500,234.88	1,016,439.30	1,200,000.00	2,467,143.35	1,909,503.95	1,200,000.00	1,200,000.00	1,200,000.00	0.00%
<b>Total Dept 5112</b>	<b>STREET MAINTENANCE CHIPS PROG</b>	<b>2,888,609.88</b>	<b>1,830,415.68</b>	<b>1,800,000.00</b>	<b>3,269,416.59</b>	<b>2,571,734.64</b>	<b>1,703,000.00</b>	<b>1,703,000.00</b>	<b>1,703,000.00</b>	<b>-5.39%</b>
<b>Dept 5130</b>	<b>MACHINERY</b>									
D.5130.0101	SALARIES	285,369.83	190,968.02	316,875.00	256,989.23	136,364.37	350,995.00	350,995.00	350,995.00	10.77%
D.5130.0105	OVERTIME	6,997.23	6,201.94	2,000.00	18,157.75	15,005.25	2,000.00	2,000.00	2,000.00	0.00%
D.5130.0106	LONGEVITY	4,000.00	2,700.00	1,150.00	1,450.00	1,450.00	0.00	0.00	0.00	-100.00%
D.5130.0110	PART TIME & SEASONAL	0.00	0.00	0.00	0.00	0.00	2,500.00	2,500.00	2,500.00	100.00%
D.5130.0132	STIPEND-MECHANIC/AUTO	1,400.00	1,350.00	2,200.00	2,200.00	1,300.00	3,600.00	3,600.00	3,600.00	63.64%
D.5130.0201	EQUIPMENT	0.00	1,572.79	0.00	0.00	0.00	0.00	0.00	0.00	0.00%
D.5130.0220	TOOLS	6,177.29	5,547.00	2,500.00	4,328.29	3,753.69	2,500.00	2,500.00	2,500.00	0.00%
D.5130.0403	SUPPLIES AND MATERIALS	227,809.26	202,212.55	200,000.00	214,883.15	157,923.09	200,000.00	200,000.00	200,000.00	0.00%
D.5130.0425	OUTSIDE SERVICES	66,698.61	41,325.93	20,000.00	46,169.45	25,082.09	20,000.00	20,000.00	20,000.00	0.00%
D.5130.0450	WATER	833.03	1,010.56	675.00	675.00	895.05	750.00	750.00	750.00	11.11%
D.5130.0470	FLUIDS	16,366.14	12,506.37	15,000.00	20,116.98	17,695.40	15,000.00	15,000.00	15,000.00	0.00%
D.5130.0810	MEDICAL INSURANCE	53,968.87	52,221.61	53,375.00	53,375.00	56,447.59	91,000.00	91,000.00	91,000.00	70.49%
D.5130.0811	DENTAL INSURANCE	4,373.08	3,009.08	2,225.00	2,225.00	3,100.00	6,500.00	6,500.00	6,500.00	192.13%
D.5130.0812	VISION INSURANCE	1,181.40	886.05	725.00	725.00	644.40	1,775.00	1,775.00	1,775.00	144.83%

# TOWN OF YORKTOWN

## Budget Preparation Report

Fiscal Year: 2024 Period From: 1 To: 12

Account	Description			Original	Adjusted	2023	2024	2024	2024	Variance To
		2021	2022	2023	2023	Actual	TENTATIVE	PRELIMINA	FINAL	TENTATIVE
		Actual	Actual	Budget	Budget	Per 1-12	Stage	Stage	Stage	Stage
<b>Dept 5130</b>	<b>MACHINERY</b>									
<b>Total Dept 5130</b>	<b>MACHINERY</b>	<b>675,174.74</b>	<b>521,511.90</b>	<b>616,725.00</b>	<b>621,294.85</b>	<b>419,660.93</b>	<b>696,620.00</b>	<b>696,620.00</b>	<b>696,620.00</b>	<b>12.95%</b>
<b>Dept 5140</b>	<b>MISCELLANEOUS/TREE WORK</b>									
D.5140.0414	EQUIP RENT/MAINT	0.00	0.00	0.00	1,066.00	0.00	0.00	0.00	0.00	0.00%
D.5140.0496	COMPOST EXPENSES	14,250.73	13,760.42	17,500.00	15,720.00	5,794.11	12,500.00	12,500.00	12,500.00	-28.57%
<b>Total Dept 5140</b>	<b>MISCELLANEOUS/TREE WORK</b>	<b>14,250.73</b>	<b>13,760.42</b>	<b>17,500.00</b>	<b>16,786.00</b>	<b>5,794.11</b>	<b>12,500.00</b>	<b>12,500.00</b>	<b>12,500.00</b>	<b>-28.57%</b>
<b>Dept 5142</b>	<b>SNOW REMOVAL</b>									
D.5142.0101	SALARIES	0.00	0.00	0.00	106.68	106.68	0.00	0.00	0.00	0.00%
D.5142.0105	OVERTIME	324,302.56	349,536.65	325,000.00	325,000.00	124,472.50	325,000.00	325,000.00	325,000.00	0.00%
D.5142.0200	EQUIPMENT	7,772.85	50,895.00	0.00	20,000.00	19,260.00	0.00	0.00	0.00	0.00%
D.5142.0403	MATERIALS & SUPPLIES	514,108.21	730,724.54	500,000.00	542,630.58	527,765.44	500,000.00	500,000.00	500,000.00	0.00%
D.5142.0407	SALT SHED ELECTRIC	2,107.33	1,996.22	1,250.00	1,250.00	1,332.36	1,300.00	1,300.00	1,300.00	4.00%
D.5142.0414	EQUIPMENT RENTAL	11,500.00	15,650.00	20,000.00	19,000.00	0.00	20,000.00	20,000.00	20,000.00	0.00%
D.5142.0416	FACILITY MAINTENANCE	1,855.00	0.00	0.00	0.00	0.00	0.00	0.00	0.00	0.00%
<b>Total Dept 5142</b>	<b>SNOW REMOVAL</b>	<b>861,645.95</b>	<b>1,148,802.41</b>	<b>846,250.00</b>	<b>907,987.26</b>	<b>672,936.98</b>	<b>846,300.00</b>	<b>846,300.00</b>	<b>846,300.00</b>	<b>0.01%</b>
<b>Dept 9000</b>	<b>EMPLOYEE BENEFITS</b>									
D.9000.0108	MEDICAL LUMP SUM	4,000.00	6,250.00	6,250.00	6,250.00	4,500.00	10,750.00	10,750.00	10,750.00	72.00%
D.9000.0800	FICA/MEDICARE	157,894.26	149,170.30	197,550.00	197,550.00	130,976.04	202,000.00	202,000.00	202,000.00	2.25%
D.9000.0801	MTA TAX	7,017.58	6,629.62	8,800.00	8,800.00	5,821.38	8,975.00	8,975.00	8,975.00	1.99%
D.9000.0810	RETIREE MEDICAL	142,691.82	136,533.67	180,625.00	180,625.00	129,135.76	173,000.00	173,000.00	173,000.00	-4.22%
D.9000.0811	STATE RETIREMENT	276,520.00	210,826.00	397,250.00	397,250.00	0.00	390,350.00	390,350.00	390,350.00	-1.74%
D.9000.0813	WORKERS COMPENSATION	22,886.30	28,028.47	33,750.00	33,750.00	28,294.61	31,000.00	31,000.00	31,000.00	-8.15%
D.9000.0815	EMPLOYEE ASSIST PRGRM	664.20	802.88	1,000.00	1,000.00	731.79	1,000.00	1,000.00	1,000.00	0.00%
<b>Total Dept 9000</b>	<b>EMPLOYEE BENEFITS</b>	<b>611,674.16</b>	<b>538,240.94</b>	<b>825,225.00</b>	<b>825,225.00</b>	<b>299,459.58</b>	<b>817,075.00</b>	<b>817,075.00</b>	<b>817,075.00</b>	<b>-0.99%</b>
<b>Dept 9901</b>	<b>TRANSFERS TO OTHER FUNDS</b>									
D.9901.0900	TRANSFER TO WORKERS COMP SELF	158,999.15	127,449.11	0.00	142,482.50	142,482.50	0.00	0.00	0.00	0.00%

# TOWN OF YORKTOWN

## Budget Preparation Report

Fiscal Year: 2024 Period From: 1 To: 12

Account	Description	2021 Actual	2022 Actual	Original 2023 Budget	Adjusted 2023 Budget	2023 Actual Per 1-12	2024 TENTATIVE Stage	2024 PRELIMINA Stage	2024 FINAL Stage	Variance To TENTATIVE Stage
<b>Dept 9901</b>	<b>TRANSFERS TO OTHER FUNDS</b>									
<b>Total Dept 9901</b>	<b>TRANSFERS TO OTHER FUNDS</b>	158,999.15	127,449.11	0.00	142,482.50	142,482.50	0.00	0.00	0.00	0.00%
<b>Dept 9950</b>	<b>TRNSFR TO CAPITAL PROJECTS FND</b>									
D.9950.0900	TRANSFER TO CAPITAL	0.00	392,371.17	0.00	6,264.71	6,264.71	0.00	0.00	0.00	0.00%
<b>Total Dept 9950</b>	<b>TRNSFR TO CAPITAL PROJECTS FND</b>	<u>0.00</u>	<u>392,371.17</u>	<u>0.00</u>	<u>6,264.71</u>	<u>6,264.71</u>	<u>0.00</u>	<u>0.00</u>	<u>0.00</u>	<u>0.00%</u>
<b>Grand Total</b>		<u><u>8,111,696.89</u></u>	<u><u>7,809,490.90</u></u>	<u><u>7,121,515.00</u></u>	<u><u>10,008,925.76</u></u>	<u><u>7,227,848.00</u></u>	<u><u>7,265,845.00</u></u>	<u><u>7,265,845.00</u></u>	<u><u>7,265,845.00</u></u>	<u><u>2.03%</u></u>

**NOTE: One or more accounts may not be printed due to Account Table restrictions.**

# TOWN OF YORKTOWN

## Budget Preparation Report

Fiscal Year: 2024 Period From: 1 To: 12

Account	Description	2021	2022	Original	Adjusted	2023	2024	2024	2024	Variance To
		Actual	Actual	2023 Budget	2023 Budget	Actual Per 1-12	TENTATIVE Stage	PRELIMINA Stage	FINAL Stage	
<b>Dept 0000</b>	.									
L.0000.1001	TAXES	2,100,935.00	2,164,670.00	2,172,770.00	2,172,770.00	2,172,770.00	2,200,890.00	2,200,890.00	2,200,890.00	1.29%
L.0000.1002	APPR FUND BALANCE	0.00	0.00	100,000.00	244,964.93	0.00	100,000.00	100,000.00	100,000.00	0.00%
L.0000.1002.0008	APPR FUND BAL RES ACCR EMP BEN	0.00	0.00	0.00	28,673.24	0.00	0.00	0.00	0.00	0.00%
L.0000.1289	PASSPORT FEES	0.00	205.00	7,500.00	7,500.00	7,583.60	9,000.00	9,000.00	9,000.00	20.00%
L.0000.2082	FINES	12,474.22	8,697.98	8,000.00	8,000.00	9,417.00	9,500.00	9,500.00	9,500.00	18.75%
L.0000.2360	CORTLANDT LIBRARY SERVICES	355,601.00	377,145.00	377,150.00	377,150.00	403,225.00	403,225.00	403,225.00	403,225.00	6.91%
L.0000.2401	INTEREST EARNINGS	5,798.99	33,713.41	4,750.00	4,750.00	56,745.04	60,000.00	60,000.00	60,000.00	1163.16%
L.0000.2770	MISCELLANEOUS	9,530.96	1,282.00	1,000.00	1,000.00	828.00	1,000.00	1,000.00	1,000.00	0.00%
L.0000.3840	STATE AID	12,161.70	10,782.10	10,000.00	10,000.00	127,581.50	10,000.00	10,000.00	10,000.00	0.00%
L.0000.4510	FEMA FEDERAL AID	0.00	0.00	0.00	0.00	1,270.64	0.00	0.00	0.00	0.00%
L.0000.5031	TRANSFER IN	0.00	0.00	0.00	0.00	27,693.00	0.00	0.00	0.00	0.00%
<b>Total Dept 0000</b>	.	<b>(2,496,501.87)</b>	<b>(2,596,495.49)</b>	<b>(2,681,170.00)</b>	<b>(2,854,808.17)</b>	<b>(2,807,113.78)</b>	<b>(2,793,615.00)</b>	<b>(2,793,615.00)</b>	<b>(2,793,615.00)</b>	<b>4.19%</b>
<b>Grand Total</b>		<b>(2,496,501.87)</b>	<b>(2,596,495.49)</b>	<b>(2,681,170.00)</b>	<b>(2,854,808.17)</b>	<b>(2,807,113.78)</b>	<b>(2,793,615.00)</b>	<b>(2,793,615.00)</b>	<b>(2,793,615.00)</b>	<b>4.19%</b>

**NOTE: One or more accounts may not be printed due to Account Table restrictions.**



# TOWN OF YORKTOWN

## Budget Preparation Report

Fiscal Year: 2024 Period From: 1 To: 12

Account	Description			Original	Adjusted	2023	2024	2024	2024	Variance To
		2021	2022	2023	2023	Actual	TENTATIVE	PRELIMINA	FINAL	TENTATIVE
		Actual	Actual	Budget	Budget	Per 1-12	Stage	Stage	Stage	Stage
<b>Dept 7410</b>	<b>LIBRARY</b>									
L.7410.0101	SALARIES	1,038,134.86	1,136,351.23	1,187,050.00	1,146,471.32	973,270.24	1,197,920.00	1,197,920.00	1,197,920.00	0.92%
L.7410.0105	OVERTIME	6,754.54	3,913.18	5,000.00	5,000.00	3,159.13	5,000.00	5,000.00	5,000.00	0.00%
L.7410.0106	LONGEVITY	10,100.00	12,350.00	9,100.00	8,157.80	7,100.00	6,250.00	6,250.00	6,250.00	-31.32%
L.7410.0108	LUMP SUM PAYMENT	22,910.25	53,243.57	0.00	51,129.43	51,129.43	0.00	0.00	0.00	0.00%
L.7410.0110	PART TIME HELP	199,741.14	249,966.37	303,725.00	303,725.00	267,408.39	310,000.00	310,000.00	310,000.00	2.07%
L.7410.0113	SUNDAY HELP	3,117.00	10,626.00	15,000.00	15,000.00	11,521.75	12,500.00	12,500.00	12,500.00	-16.67%
L.7410.0201	EQUIP	16,280.45	20,600.84	0.00	10,059.34	29.96	0.00	0.00	0.00	0.00%
L.7410.0401	OFFICE SUPPLIES	1,714.57	2,911.34	3,000.00	3,200.00	1,821.97	3,000.00	3,000.00	3,000.00	0.00%
L.7410.0401.0001	SUPPLIES.INK & TONER	3,467.60	5,042.01	3,500.00	3,900.00	2,883.12	3,500.00	3,500.00	3,500.00	0.00%
L.7410.0402	DEPT SUPPLIES	4,988.78	6,007.06	5,500.00	6,322.23	4,363.32	5,500.00	5,500.00	5,500.00	0.00%
L.7410.0404	MILEAGE	0.00	0.00	0.00	100.00	0.00	0.00	0.00	0.00	0.00%
L.7410.0405	CONFERENCES	0.00	631.00	1,500.00	1,100.00	957.00	1,500.00	1,500.00	1,500.00	0.00%
L.7410.0406	TELECOMMUNICATIONS	4,347.09	5,457.07	5,950.00	5,950.00	6,507.37	5,950.00	5,950.00	5,950.00	0.00%
L.7410.0407	ELECTRIC	36,087.34	48,263.83	47,000.00	47,000.00	34,333.77	47,000.00	47,000.00	47,000.00	0.00%
L.7410.0407.0002	NATURAL GAS	12,600.88	14,238.86	10,500.00	10,500.00	10,164.52	10,500.00	10,500.00	10,500.00	0.00%
L.7410.0409	LIB MATERIAL	186,419.84	181,040.75	210,000.00	225,044.00	148,821.34	210,000.00	210,000.00	210,000.00	0.00%
L.7410.0412	POSTAGE	440.00	480.00	1,500.00	403.43	396.00	1,000.00	1,000.00	1,000.00	-33.33%
L.7410.0416	MAINT/REAL PRO.	33,147.42	75,126.89	35,000.00	193,903.40	160,752.78	35,000.00	35,000.00	35,000.00	0.00%
L.7410.0416.0001	BLDG MAINT.RESTROOM PAPER	797.56	1,473.36	2,000.00	2,000.00	1,412.98	2,000.00	2,000.00	2,000.00	0.00%
L.7410.0418	EQUIP MAINT	112,760.77	103,754.61	130,000.00	108,135.00	106,231.44	23,000.00	23,000.00	23,000.00	-82.31%
L.7410.0420	VEHICLE MAINTENANCE	322.36	160.38	500.00	500.00	215.61	500.00	500.00	500.00	0.00%
L.7410.0421.0001	COMPUTER SUPPORT/SOFTWARE	0.00	681.90	0.00	0.00	0.00	110,000.00	110,000.00	110,000.00	100.00%
L.7410.0423	TRAINING	0.00	1,323.11	1,000.00	1,000.00	937.00	1,000.00	1,000.00	1,000.00	0.00%
L.7410.0428	DUES	290.00	210.00	800.00	800.00	160.00	500.00	500.00	500.00	-37.50%
L.7410.0430	PROG. EXP	8,875.45	12,403.24	12,500.00	15,000.00	9,985.78	12,500.00	12,500.00	12,500.00	0.00%
L.7410.0434	UNIFORMS	418.75	195.00	450.00	830.00	241.66	450.00	450.00	450.00	0.00%
L.7410.0450	WATER PURCHASE	512.55	576.69	775.00	775.00	572.10	775.00	775.00	775.00	0.00%

# TOWN OF YORKTOWN

## Budget Preparation Report

Fiscal Year: 2024 Period From: 1 To: 12

Account	Description	2021	2022	Original	Adjusted	2023	2024	2024	2024	Variance To
		Actual	Actual	2023 Budget	2023 Budget	Actual Per 1-12	TENTATIVE Stage	PRELIMINA Stage	FINAL Stage	TENTATIVE Stage
<b>Dept 7410</b>	<b>LIBRARY</b>									
L.7410.0467	INS	19,478.63	13,693.25	17,000.00	17,000.00	16,995.66	22,500.00	22,500.00	22,500.00	32.35%
L.7410.0470	GAS & OIL	306.62	305.66	500.00	400.00	188.80	500.00	500.00	500.00	0.00%
L.7410.0490	PROF SERVICES	21,487.50	15,500.00	0.00	19,503.34	11,210.72	0.00	0.00	0.00	0.00%
L.7410.0497	COUNTY SEWER TAX	4,484.84	6,256.31	6,275.00	6,275.00	6,235.37	6,275.00	6,275.00	6,275.00	0.00%
L.7410.0810	MEDICAL INSURANCE	156,565.23	175,196.66	225,850.00	224,100.00	170,834.72	268,000.00	268,000.00	268,000.00	18.66%
L.7410.0811	DENTAL INSURANCE	15,017.85	14,072.73	17,175.00	17,175.00	12,240.28	17,000.00	17,000.00	17,000.00	-1.02%
L.7410.0812	VISION INSURANCE	4,430.25	4,725.60	5,325.00	5,325.00	4,269.15	5,325.00	5,325.00	5,325.00	0.00%
<b>Total Dept 7410</b>	<b>LIBRARY</b>	<b>1,926,000.12</b>	<b>2,176,778.50</b>	<b>2,263,475.00</b>	<b>2,455,784.29</b>	<b>2,026,351.36</b>	<b>2,324,945.00</b>	<b>2,324,945.00</b>	<b>2,324,945.00</b>	<b>2.72%</b>
<b>Dept 9000</b>	<b>EMPLOYEE BENEFITS</b>									
L.9000.0108	MEDICAL LUMP SUM	6,250.00	4,500.00	4,500.00	6,250.00	6,250.00	8,500.00	8,500.00	8,500.00	88.89%
L.9000.0800	FICA/MEDICARE	94,123.20	107,434.29	112,800.00	112,794.03	93,934.08	117,150.00	117,150.00	117,150.00	3.86%
L.9000.0801	MTA TAX	0.00	0.00	0.00	5.97	5.97	0.00	0.00	0.00	0.00%
L.9000.0810	RETIREE MEDICAL	54,382.35	64,141.14	78,675.00	78,675.00	70,418.87	106,500.00	106,500.00	106,500.00	35.37%
L.9000.0811	STATE RETIREMENT	158,666.00	141,532.00	204,500.00	204,500.00	0.00	220,300.00	220,300.00	220,300.00	7.73%
L.9000.0813	WORKERS COMP	12,737.99	14,741.92	16,500.00	16,500.00	14,648.80	15,500.00	15,500.00	15,500.00	-6.06%
L.9000.0815	EMPLOYEE ASSIST PRGRM	369.00	401.44	720.00	720.00	365.89	720.00	720.00	720.00	0.00%
L.9000.0818	UNEMPLOYMENT	0.00	717.00	0.00	6,772.28	6,772.28	0.00	0.00	0.00	0.00%
<b>Total Dept 9000</b>	<b>EMPLOYEE BENEFITS</b>	<b>326,528.54</b>	<b>333,467.79</b>	<b>417,695.00</b>	<b>426,217.28</b>	<b>192,395.89</b>	<b>468,670.00</b>	<b>468,670.00</b>	<b>468,670.00</b>	<b>12.20%</b>
<b>Grand Total</b>		<b>2,252,528.66</b>	<b>2,510,246.29</b>	<b>2,681,170.00</b>	<b>2,882,001.57</b>	<b>2,218,747.25</b>	<b>2,793,615.00</b>	<b>2,793,615.00</b>	<b>2,793,615.00</b>	<b>4.19%</b>

**NOTE: One or more accounts may not be printed due to Account Table restrictions.**

# TOWN OF YORKTOWN

## Budget Preparation Report

Fiscal Year: 2024 Period From: 1 To: 12

Account	Description	2021	2022	Original	Adjusted	2023	2024	2024	2024	Variance To
		Actual	Actual	2023 Budget	2023 Budget	Actual Per 1-12	TENTATIVE Stage	PRELIMINA Stage	FINAL Stage	TENTATIVE Stage
<b>Dept 0000</b>	.									
SW.0000.1001	TAXES	1,651,841.04	1,680,550.00	1,618,865.00	1,618,865.00	1,618,865.00	1,644,700.00	1,644,700.00	1,644,700.00	1.60%
SW.0000.1002	APPROPRIATED FUND BALANCE	0.00	0.00	0.00	666,258.54	0.00	200,000.00	200,000.00	200,000.00	100.00%
SW.0000.1081	PAYMENTS IN LIEU OF TAXES	0.00	0.00	0.00	0.00	139.00	0.00	0.00	0.00	0.00%
SW.0000.2140	METERED WATER SALES	7,840,122.12	7,965,100.69	8,250,000.00	8,250,000.00	6,637,199.23	8,250,000.00	8,250,000.00	8,250,000.00	0.00%
SW.0000.2141	MANUAL BILLINGS	11,080.53	0.00	0.00	0.00	7,194.09	6,500.00	6,500.00	6,500.00	100.00%
SW.0000.2144	NEW TAPS	23,500.00	17,800.00	20,000.00	20,000.00	17,250.00	20,000.00	20,000.00	20,000.00	0.00%
SW.0000.2146	BACKFLOW INSPECTIONS	16,250.00	3,593.00	17,500.00	17,500.00	770.00	1,500.00	1,500.00	1,500.00	-91.43%
SW.0000.2148	PENALTY ON WATER	293,022.40	308,568.19	325,000.00	325,000.00	259,383.93	350,000.00	350,000.00	350,000.00	7.69%
SW.0000.2401	INTEREST EARNINGS	6,214.35	37,990.52	10,500.00	10,500.00	75,964.25	75,000.00	75,000.00	75,000.00	614.29%
SW.0000.2650	SALE OF SCRAP	350.00	2,038.87	0.00	0.00	23,441.12	10,000.00	14,085.00	14,085.00	100.00%
SW.0000.2655	MINOR SALES	48,484.85	53,587.27	45,000.00	45,000.00	70,377.32	52,500.00	52,500.00	52,500.00	16.67%
SW.0000.2665	SALE OF EQUIPMENT	0.00	0.00	0.00	0.00	1,250.00	0.00	0.00	0.00	0.00%
SW.0000.2680	INSURANCE RECOVERIES	425.06	7,355.47	0.00	0.00	0.00	0.00	0.00	0.00	0.00%
SW.0000.2690	RECOVERY FOR DAMAGES	1,689.25	0.00	0.00	0.00	0.00	0.00	0.00	0.00	0.00%
SW.0000.2701	REFUND PRIOR YEARS APPROPRIATI	3,800.00	0.00	0.00	0.00	3,550.00	0.00	0.00	0.00	0.00%
SW.0000.2770	MISCELLANEOUS	779.62	1,628.71	2,500.00	2,500.00	2,166.66	2,500.00	2,500.00	2,500.00	0.00%
SW.0000.3089	STATE AID:OTHER	731,874.32	0.00	0.00	0.00	0.00	0.00	0.00	0.00	0.00%
SW.0000.3510	FEMA STATE AID	0.00	189.67	0.00	0.00	0.00	0.00	0.00	0.00	0.00%
SW.0000.4510	FEMA FEDERAL AID	0.00	1,706.99	0.00	0.00	1,758.44	0.00	0.00	0.00	0.00%
SW.0000.5031	TRANSFER IN FROM GENERAL	0.00	0.00	0.00	0.00	500,000.00	0.00	0.00	0.00	0.00%
<b>Total Dept 0000</b>	.	<b>(10,629,433.54)</b>	<b>(10,080,109.38)</b>	<b>(10,289,365.00)</b>	<b>(10,955,623.54)</b>	<b>(9,219,309.04)</b>	<b>(10,612,700.00)</b>	<b>(10,616,785.00)</b>	<b>(10,616,785.00)</b>	<b>3.14%</b>
<b>Grand Total</b>		<b>(10,629,433.54)</b>	<b>(10,080,109.38)</b>	<b>(10,289,365.00)</b>	<b>(10,955,623.54)</b>	<b>(9,219,309.04)</b>	<b>(10,612,700.00)</b>	<b>(10,616,785.00)</b>	<b>(10,616,785.00)</b>	<b>3.14%</b>

**NOTE: One or more accounts may not be printed due to Account Table restrictions.**

# TOWN OF YORKTOWN

## Budget Preparation Report

Fiscal Year: 2024 Period From: 1 To: 12

Account	Description	2021	2022	Original	Adjusted	2023	2024	2024	2024	Variance To
		Actual	Actual	2023 Budget	2023 Budget	Actual Per 1-12	TENTATIVE Stage	PRELIMINA Stage	FINAL Stage	
<b>Dept 8310</b>	<b>WATER ADMINISTRATION</b>									
SW.8310.0101	SALARIES	207,746.07	215,953.31	277,800.00	273,255.81	205,007.98	287,000.00	291,000.00	291,000.00	3.31%
SW.8310.0106	LONGEVITY	2,700.00	3,000.00	3,200.00	3,200.00	3,200.00	3,200.00	3,200.00	3,200.00	0.00%
SW.8310.0110	PART TIME HELP	14,139.00	4,122.00	0.00	0.00	0.00	0.00	0.00	0.00	0.00%
SW.8310.0131	STIPEND	0.00	0.00	0.00	5,000.00	4,615.40	5,000.00	5,000.00	5,000.00	100.00%
SW.8310.0200	EQUIPMENT	0.00	747.38	500.00	700.00	616.89	500.00	500.00	500.00	0.00%
SW.8310.0201	OFFICE FURNITURE	0.00	0.00	500.00	442.76	0.00	500.00	500.00	500.00	0.00%
SW.8310.0202	COMPUTER HARDWARE	1,464.29	3,379.98	4,500.00	7,904.00	7,904.00	19,000.00	19,000.00	19,000.00	322.22%
SW.8310.0401	SUPPLIES	798.77	585.90	1,000.00	1,500.00	1,124.55	1,000.00	1,000.00	1,000.00	0.00%
SW.8310.0401.0001	SUPPLIES.INK & TONER	801.49	234.38	500.00	500.00	100.94	500.00	500.00	500.00	0.00%
SW.8310.0406	TELECOMMUNICATIONS	16,144.73	12,654.53	16,500.00	15,400.00	8,433.07	16,500.00	16,500.00	16,500.00	0.00%
SW.8310.0406.0001	CELLULAR TELEPHONE	4,306.30	4,248.72	7,500.00	7,500.00	4,065.61	7,500.00	7,500.00	7,500.00	0.00%
SW.8310.0411	PRINTING	3,320.08	3,156.48	4,000.00	3,896.37	3,412.67	4,000.00	4,000.00	4,000.00	0.00%
SW.8310.0412	POSTAGE	16.35	176.38	150.00	150.00	20.19	150.00	150.00	150.00	0.00%
SW.8310.0416	MAINTENANCE	4,273.96	6,833.61	2,900.00	3,386.63	2,359.88	2,900.00	2,900.00	2,900.00	0.00%
SW.8310.0416.0001	BLDG MAINT RESTROOM PAPER	331.17	566.94	500.00	500.00	372.42	500.00	500.00	500.00	0.00%
SW.8310.0417	COPIER MAINTENANCE	1,507.54	1,314.38	1,250.00	1,250.00	898.64	1,250.00	1,250.00	1,250.00	0.00%
SW.8310.0418	EQUIP MAINT	789.11	517.97	500.00	500.00	0.00	500.00	500.00	500.00	0.00%
SW.8310.0421.0001	COMPUTER SUPPORT/SOFTWARE	13,900.00	14,500.00	1,250.00	1,250.00	0.00	7,600.00	7,600.00	7,600.00	508.00%
SW.8310.0423	TRAINING	125.00	4,024.48	1,000.00	1,600.00	928.00	1,000.00	1,000.00	1,000.00	0.00%
SW.8310.0428	DUES	2,794.00	2,845.00	2,800.00	2,917.00	2,917.00	3,000.00	3,000.00	3,000.00	7.14%
SW.8310.0440	AUDIT FEES	13,500.00	8,500.00	12,500.00	12,500.00	12,500.00	12,500.00	12,500.00	12,500.00	0.00%
SW.8310.0442	LEGAL NOTICES	6,072.21	1,128.00	6,200.00	3,700.00	1,188.00	5,000.00	5,000.00	5,000.00	-19.35%
SW.8310.0450	WATER PURCHASE	1,186.06	1,501.27	1,000.00	1,000.00	937.22	1,000.00	1,000.00	1,000.00	0.00%
SW.8310.0498	TAX REFUNDS	696.87	1,808.52	0.00	57.24	57.24	0.00	0.00	0.00	0.00%
<b>Total Dept 8310</b>	<b>WATER ADMINISTRATION</b>	<b>296,613.00</b>	<b>291,799.23</b>	<b>346,050.00</b>	<b>348,109.81</b>	<b>260,659.70</b>	<b>380,100.00</b>	<b>384,100.00</b>	<b>384,100.00</b>	<b>9.84%</b>
<b>Dept 8320</b>	<b>WATER SUPPLY</b>									

# TOWN OF YORKTOWN

## Budget Preparation Report

Fiscal Year: 2024 Period From: 1 To: 12

Account	Description			Original	Adjusted	2023	2024	2024	2024	Variance To
		2021	2022	2023	2023	2023	2024	2024	2024	
		Actual	Actual	Budget	Budget	Actual Per 1-12	TENTATIVE Stage	PRELIMINA Stage	FINAL Stage	TENTATIVE Stage
<b>Dept 8320</b>	<b>WATER SUPPLY</b>									
SW.8320.0200	EQUIPMENT	20,950.12	0.00	1,000.00	0.00	0.00	0.00	0.00	0.00	-100.00%
SW.8320.0407	ELECTRIC	30,229.41	36,614.12	40,000.00	40,000.00	37,674.32	40,000.00	40,000.00	40,000.00	0.00%
SW.8320.0408	FUEL OIL	9,886.96	18,575.95	20,000.00	20,000.00	11,942.97	20,000.00	20,000.00	20,000.00	0.00%
SW.8320.0416	MAINT/REAL PR	37,701.48	20,061.35	37,500.00	28,900.00	9,054.07	35,000.00	35,000.00	35,000.00	-6.67%
SW.8320.0450	WATER PURCHASE	4,133,574.64	4,648,782.39	4,350,000.00	4,545,000.00	3,699,399.86	4,500,000.00	4,500,000.00	4,500,000.00	3.45%
SW.8320.0467	INSURANCE	81,206.80	99,591.01	127,500.00	127,500.00	122,264.31	133,000.00	133,000.00	133,000.00	4.31%
SW.8320.0491	EASEMENT AND TAX	22,302.23	21,691.49	25,000.00	25,000.00	21,691.55	25,000.00	25,000.00	25,000.00	0.00%
<b>Total Dept 8320</b>	<b>WATER SUPPLY</b>	<b>4,335,851.64</b>	<b>4,845,316.31</b>	<b>4,601,000.00</b>	<b>4,786,400.00</b>	<b>3,902,027.08</b>	<b>4,753,000.00</b>	<b>4,753,000.00</b>	<b>4,753,000.00</b>	<b>3.30%</b>
<b>Dept 8330</b>	<b>WATER PURIFICATION</b>									
SW.8330.0449	ANALYSIS	8,591.88	4,547.00	15,000.00	15,000.00	5,124.00	10,000.00	10,000.00	10,000.00	-33.33%
<b>Total Dept 8330</b>	<b>WATER PURIFICATION</b>	<b>8,591.88</b>	<b>4,547.00</b>	<b>15,000.00</b>	<b>15,000.00</b>	<b>5,124.00</b>	<b>10,000.00</b>	<b>10,000.00</b>	<b>10,000.00</b>	<b>-33.33%</b>
<b>Dept 8340</b>	<b>WATER TRANSMISSION</b>									
SW.8340.0101	SALARIES	1,135,668.70	1,105,208.48	1,254,725.00	1,162,220.89	1,030,181.64	1,290,250.00	1,290,250.00	1,290,250.00	2.83%
SW.8340.0105	OVERTIME	125,006.54	118,045.53	97,500.00	157,400.00	145,177.94	97,500.00	97,500.00	97,500.00	0.00%
SW.8340.0106	LONGEVITY	17,600.00	15,950.00	17,000.00	17,000.00	13,000.00	18,750.00	18,750.00	18,750.00	10.29%
SW.8340.0108	LUMP SUM PAYMENT	43,993.26	54,251.40	0.00	0.00	0.00	0.00	0.00	0.00	0.00%
SW.8340.0132	STIPEND- MECHANIC/AUTO	900.00	900.00	900.00	900.00	900.00	900.00	900.00	900.00	0.00%
SW.8340.0134	STANDBY	45,319.43	47,772.57	50,000.00	52,000.00	45,800.58	50,000.00	50,000.00	50,000.00	0.00%
SW.8340.0201	EQUIPMENT	9,854.15	2,640.00	15,000.00	5,438.50	2,907.20	15,000.00	15,000.00	15,000.00	0.00%
SW.8340.0201.0001	EQUIPMENT.HYDRANTS	14,184.00	6,093.00	20,000.00	37,004.00	34,926.00	20,000.00	20,000.00	20,000.00	0.00%
SW.8340.0201.0002	EQUIPMENT.VEHICLE	525.00	88,701.00	100,000.00	590,300.00	0.00	100,000.00	100,000.00	100,000.00	0.00%
SW.8340.0210	METERS	26,768.67	23,449.17	15,000.00	44,737.08	33,375.09	25,000.00	25,000.00	25,000.00	66.67%
SW.8340.0403	MATERIALS & SUPPLIES	73,986.71	80,344.97	80,000.00	168,548.05	134,936.45	80,000.00	80,000.00	80,000.00	0.00%
SW.8340.0409	PROPANE	426.43	652.01	500.00	500.00	402.73	600.00	600.00	600.00	20.00%
SW.8340.0414	RENTAL	0.00	239.70	0.00	6,900.00	6,362.88	0.00	0.00	0.00	0.00%
SW.8340.0416	MAINTENANCE	1,255.06	606.98	3,000.00	1,530.72	1,193.27	1,500.00	1,500.00	1,500.00	-50.00%
SW.8340.0418	EQUIP MAINT	30,111.55	18,021.76	27,000.00	29,333.87	15,442.51	27,000.00	27,000.00	27,000.00	0.00%

# TOWN OF YORKTOWN

## Budget Preparation Report

Fiscal Year: 2024 Period From: 1 To: 12

Account	Description	2021	2022	Original	Adjusted	2023	2024	2024	2024	Variance To
		Actual	Actual	2023 Budget	2023 Budget	Actual Per 1-12	TENTATIVE Stage	PRELIMINA Stage	FINAL Stage	TENTATIVE Stage
<b>Dept 8340</b>	<b>WATER TRANSMISSION</b>									
SW.8340.0419	MAINT/METERS	2,855.00	507.79	5,000.00	198.88	4,155.77	5,000.00	5,000.00	5,000.00	0.00%
SW.8340.0420	VEHICLE MAINTENANCE	38,809.16	38,908.41	32,000.00	37,300.00	31,614.68	35,000.00	35,000.00	35,000.00	9.38%
SW.8340.0421.0001	COMPUTER SUPPORT/SOFTWARE	28,320.25	34,413.37	45,250.00	45,250.00	18,541.26	47,500.00	47,500.00	47,500.00	4.97%
SW.8340.0434	UNIFORMS	8,427.43	10,405.69	8,500.00	10,500.00	6,905.23	10,000.00	10,000.00	10,000.00	17.65%
SW.8340.0461	MAINT REP RDS	31,942.91	64,038.01	75,000.00	75,000.00	54,771.59	75,000.00	75,000.00	75,000.00	0.00%
SW.8340.0470	GAS AND OIL	13,264.87	15,979.24	15,000.00	15,000.00	11,194.65	15,000.00	15,000.00	15,000.00	0.00%
SW.8340.0470.0001	DIESEL FUEL..	34,980.09	55,497.61	40,000.00	40,000.00	14,027.70	40,000.00	40,000.00	40,000.00	0.00%
SW.8340.0478	SERVICE LINES	5,693.03	8,925.22	20,000.00	19,176.50	12,235.07	20,000.00	20,000.00	20,000.00	0.00%
SW.8340.0483	SPECIAL PROJECTS	0.00	0.00	0.00	0.00	0.00	0.00	600,000.00	600,000.00	0.00%
SW.8340.0483.0001	CEMENT LINING	0.00	0.00	600,000.00	0.00	0.00	600,000.00	0.00	0.00	0.00%
SW.8340.0483.0003	TELEMETRY	0.00	1,104.44	5,000.00	5,000.00	1,239.00	5,000.00	5,000.00	5,000.00	0.00%
SW.8340.0490	PROF SERVICES	16,450.00	9,691.25	20,000.00	5,000.00	4,900.00	20,000.00	20,000.00	20,000.00	0.00%
SW.8340.0490.0002	PROF SERVICES.NWJWW	343,701.00	637,050.00	816,750.00	681,750.00	679,895.00	800,000.00	800,000.00	800,000.00	-2.05%
SW.8340.0491	OUTSIDE SERVICES	193.99	0.00	0.00	0.00	0.00	0.00	0.00	0.00	0.00%
<b>Total Dept 8340</b>	<b>WATER TRANSMISSION</b>	<b>2,050,237.23</b>	<b>2,439,397.60</b>	<b>3,363,125.00</b>	<b>3,207,988.49</b>	<b>2,304,086.24</b>	<b>3,399,000.00</b>	<b>3,399,000.00</b>	<b>3,399,000.00</b>	<b>1.07%</b>
<b>Dept 9000</b>	<b>EMPLOYEE BENEFITS</b>									
SW.9000.0108	MEDICAL LUMP SUM	0.00	0.00	2,250.00	2,250.00	0.00	0.00	0.00	0.00	-100.00%
SW.9000.0800	FICA/MEDICARE	111,977.99	109,670.99	122,000.00	122,000.00	102,055.02	133,750.00	133,825.00	133,825.00	9.63%
SW.9000.0801	MTA TAX	4,976.97	4,874.14	5,775.00	5,775.00	4,535.66	5,925.00	5,935.00	5,935.00	2.60%
SW.9000.0810	RETIREE MEDICAL	54,001.80	80,854.27	107,650.00	107,650.00	94,809.69	129,250.00	129,250.00	129,250.00	20.07%
SW.9000.0811	STATE RETIREMENT	242,435.00	211,490.00	278,500.00	278,500.00	0.00	289,550.00	289,550.00	289,550.00	3.97%
SW.9000.0812	VISION INSURANCE	5,907.00	5,665.35	7,100.00	7,100.00	5,557.95	7,100.00	7,100.00	7,100.00	0.00%
SW.9000.0813	WORKERS COMPENSATION	14,708.32	17,832.25	21,500.00	21,500.00	17,829.72	19,500.00	19,500.00	19,500.00	-9.30%
SW.9000.0815	EMPLOYEE ASSIST PRGRM	467.40	501.80	500.00	500.00	487.86	500.00	500.00	500.00	0.00%
<b>Total Dept 9000</b>	<b>EMPLOYEE BENEFITS</b>	<b>434,474.48</b>	<b>430,888.80</b>	<b>545,275.00</b>	<b>545,275.00</b>	<b>225,275.90</b>	<b>585,575.00</b>	<b>585,660.00</b>	<b>585,660.00</b>	<b>7.39%</b>

# TOWN OF YORKTOWN

## Budget Preparation Report

Fiscal Year: 2024 Period From: 1 To: 12

Account	Description	2021	2022	Original	Adjusted	2023	2024	2024	2024	Variance To
		Actual	Actual	2023 Budget	2023 Budget	Actual Per 1-12	TENTATIVE Stage	PRELIMINA Stage	FINAL Stage	TENTATIVE Stage
<b>Dept 9060</b>	<b>HOSPITAL &amp; MEDICAL INSURANCE</b>									
SW.9060.0810	MEDICAL INS	318,300.59	347,354.35	462,375.00	462,375.00	398,542.38	515,500.00	515,500.00	515,500.00	11.49%
SW.9060.0811	DENTAL INSURANCE	19,049.27	20,570.30	26,425.00	26,425.00	20,633.67	25,850.00	25,850.00	25,850.00	-2.18%
<b>Total Dept 9060</b>	<b>HOSPITAL &amp; MEDICAL INSURANCE</b>	<b>337,349.86</b>	<b>367,924.65</b>	<b>488,800.00</b>	<b>488,800.00</b>	<b>419,176.05</b>	<b>541,350.00</b>	<b>541,350.00</b>	<b>541,350.00</b>	<b>10.75%</b>
<b>Dept 9700</b>	<b>DEBT SERVICES</b>									
SW.9700.0490	FEES	0.00	1,800.00	500.00	1,600.00	1,600.00	500.00	500.00	500.00	0.00%
<b>Total Dept 9700</b>	<b>DEBT SERVICES</b>	<b>0.00</b>	<b>1,800.00</b>	<b>500.00</b>	<b>1,600.00</b>	<b>1,600.00</b>	<b>500.00</b>	<b>500.00</b>	<b>500.00</b>	<b>0.00%</b>
<b>Dept 9730</b>	<b>BOND ANTICIPATION NOTES</b>									
SW.9730.0610	PRINCIPAL	225,000.00	225,000.00	182,500.00	182,500.00	0.00	182,500.00	182,500.00	182,500.00	0.00%
SW.9730.0710	INTEREST	7,421.00	3,669.50	66,615.00	66,615.00	0.00	81,425.00	81,425.00	81,425.00	22.23%
<b>Total Dept 9730</b>	<b>BOND ANTICIPATION NOTES</b>	<b>232,421.00</b>	<b>228,669.50</b>	<b>249,115.00</b>	<b>249,115.00</b>	<b>0.00</b>	<b>263,925.00</b>	<b>263,925.00</b>	<b>263,925.00</b>	<b>5.95%</b>
<b>Dept 9901</b>	<b>TRANSFERS TO OTHER FUNDS</b>									
SW.9901.0900	TRANSFER TO WORKERS COMP SELF	207,552.85	56,099.40	0.00	25,206.84	25,206.84	0.00	0.00	0.00	0.00%
SW.9901.0902	TRANSFER TO HIGHWAY	37,475.00	95,000.00	95,000.00	95,000.00	0.00	82,250.00	82,250.00	82,250.00	-13.42%
SW.9901.0903	TRANSFER TO GENERAL FUND	562,750.00	569,500.00	585,500.00	585,500.00	0.00	597,000.00	597,000.00	597,000.00	1.96%
<b>Total Dept 9901</b>	<b>TRANSFERS TO OTHER FUNDS</b>	<b>807,777.85</b>	<b>720,599.40</b>	<b>680,500.00</b>	<b>705,706.84</b>	<b>25,206.84</b>	<b>679,250.00</b>	<b>679,250.00</b>	<b>679,250.00</b>	<b>-0.18%</b>
<b>Dept 9950</b>	<b>TRNSFR TO CAPITAL PROJECTS FND</b>									
SW.9950.0900	TRANSFER TO CAPITAL PROJECT	45,724.21	1,348,432.35	0.00	635,200.00	635,200.00	0.00	0.00	0.00	0.00%
<b>Total Dept 9950</b>	<b>TRNSFR TO CAPITAL PROJECTS FND</b>	<b>45,724.21</b>	<b>1,348,432.35</b>	<b>0.00</b>	<b>635,200.00</b>	<b>635,200.00</b>	<b>0.00</b>	<b>0.00</b>	<b>0.00</b>	<b>0.00%</b>
<b>Grand Total</b>		<b>8,549,041.15</b>	<b>10,679,374.84</b>	<b>10,289,365.00</b>	<b>10,983,195.14</b>	<b>7,778,355.81</b>	<b>10,612,700.00</b>	<b>10,616,785.00</b>	<b>10,616,785.00</b>	<b>3.14%</b>

NOTE: One or more accounts may not be printed due to Account Table restrictions.

# TOWN OF YORKTOWN

## Budget Preparation Report

Fiscal Year: 2024 Period From: 1 To: 12

Account	Description	2021	2022	Original	Adjusted	2023	2024	2024	2024	Variance To
		Actual	Actual	2023 Budget	2023 Budget	Actual Per 1-12	TENTATIVE Stage	PRELIMINA Stage	FINAL Stage	TENTATIVE Stage
<b>Dept 0000</b>	.									
SW2.0000.1001	REAL PROPERTY TAXES	6,250.00	6,250.00	6,250.00	6,250.00	6,250.00	6,350.00	6,350.00	6,350.00	1.60%
SW2.0000.1002	APPROPRIATED FUND BALANCE	0.00	0.00	4,250.00	9,250.00	0.00	0.00	0.00	0.00	-100.00%
SW2.0000.2140	METERED WATER SALES	21,190.80	32,853.75	32,500.00	32,500.00	29,473.13	35,000.00	35,000.00	35,000.00	7.69%
SW2.0000.2148	PENALTY ON WATER/SEWER	320.53	1,263.14	750.00	750.00	947.93	750.00	750.00	750.00	0.00%
SW2.0000.2401	INTEREST EARNINGS	321.18	1,645.09	500.00	500.00	2,996.26	5,000.00	5,000.00	5,000.00	900.00%
<b>Total Dept 0000</b>	.	<b>(28,082.51)</b>	<b>(42,011.98)</b>	<b>(44,250.00)</b>	<b>(49,250.00)</b>	<b>(39,667.32)</b>	<b>(47,100.00)</b>	<b>(47,100.00)</b>	<b>(47,100.00)</b>	<b>6.44%</b>
<b>Grand Total</b>		<b>(28,082.51)</b>	<b>(42,011.98)</b>	<b>(44,250.00)</b>	<b>(49,250.00)</b>	<b>(39,667.32)</b>	<b>(47,100.00)</b>	<b>(47,100.00)</b>	<b>(47,100.00)</b>	<b>6.44%</b>

**NOTE: One or more accounts may not be printed due to Account Table restrictions.**



# TOWN OF YORKTOWN

## Budget Preparation Report

Fiscal Year: 2024 Period From: 1 To: 12

Account	Description	2021	2022	Original	Adjusted	2023	2024	2024	2024	Variance To
		Actual	Actual	2023 Budget	2023 Budget	Actual Per 1-12	TENTATIVE Stage	PRELIMINA Stage	FINAL Stage	
<b>Dept 8310</b>	<b>WATER ADMINISTRATION</b>									
SW2.8310.0401	SUPPLIES	0.00	0.00	150.00	150.00	0.00	0.00	0.00	0.00	-100.00%
<b>Total Dept 8310</b>	<b>WATER ADMINISTRATION</b>	<b>0.00</b>	<b>0.00</b>	<b>150.00</b>	<b>150.00</b>	<b>0.00</b>	<b>0.00</b>	<b>0.00</b>	<b>0.00</b>	<b>-100.00%</b>
<b>Dept 8320</b>	<b>WATER SUPPLY</b>									
SW2.8320.0407	ELECTRICITY	213.71	3,827.94	5,000.00	5,000.00	152.45	5,000.00	5,000.00	5,000.00	0.00%
SW2.8320.0450	WATER PURCHASE	31,755.70	32,551.40	32,000.00	32,700.00	23,733.99	35,000.00	35,000.00	35,000.00	9.38%
SW2.8320.0491	EASEMENT AND TAX	330.00	330.00	350.00	350.00	330.00	350.00	350.00	350.00	0.00%
<b>Total Dept 8320</b>	<b>WATER SUPPLY</b>	<b>32,299.41</b>	<b>36,709.34</b>	<b>37,350.00</b>	<b>38,050.00</b>	<b>24,216.44</b>	<b>40,350.00</b>	<b>40,350.00</b>	<b>40,350.00</b>	<b>8.03%</b>
<b>Dept 8330</b>	<b>WATER PURIFICATION</b>									
SW2.8330.0449	ANALYSIS	413.12	0.00	250.00	250.00	0.00	250.00	250.00	250.00	0.00%
<b>Total Dept 8330</b>	<b>WATER PURIFICATION</b>	<b>413.12</b>	<b>0.00</b>	<b>250.00</b>	<b>250.00</b>	<b>0.00</b>	<b>250.00</b>	<b>250.00</b>	<b>250.00</b>	<b>0.00%</b>
<b>Dept 8340</b>	<b>WATER TRANSMISSION</b>									
SW2.8340.0419	MAINT/METERS	4,612.85	3,550.00	6,500.00	10,800.00	6,530.50	6,500.00	6,500.00	6,500.00	0.00%
<b>Total Dept 8340</b>	<b>WATER TRANSMISSION</b>	<b>4,612.85</b>	<b>3,550.00</b>	<b>6,500.00</b>	<b>10,800.00</b>	<b>6,530.50</b>	<b>6,500.00</b>	<b>6,500.00</b>	<b>6,500.00</b>	<b>0.00%</b>
<b>Grand Total</b>		<b>37,325.38</b>	<b>40,259.34</b>	<b>44,250.00</b>	<b>49,250.00</b>	<b>30,746.94</b>	<b>47,100.00</b>	<b>47,100.00</b>	<b>47,100.00</b>	<b>6.44%</b>

**NOTE: One or more accounts may not be printed due to Account Table restrictions.**

# TOWN OF YORKTOWN

## Budget Preparation Report

Fiscal Year: 2024 Period From: 1 To: 12

Account	Description	2021	2022	Original	Adjusted	2023	2024	2024	2024	Variance To
		Actual	Actual	2023 Budget	2023 Budget	Actual Per 1-12	TENTATIVE Stage	PRELIMINA Stage	FINAL Stage	TENTATIVE Stage
<b>Dept 0000</b>	.									
SR.0000.1001	TAXES	4,307,690.38	4,331,600.00	5,856,530.00	5,856,530.00	5,856,530.00	6,475,142.00	6,475,142.00	6,475,142.00	10.56%
SR.0000.1002	APPROPRIATED FUND BALANCE	0.00	0.00	0.00	13,662.36	0.00	300,000.00	300,000.00	300,000.00	100.00%
SR.0000.1081	PAYMENTS IN LIEU OF TAXES	0.00	25,750.00	26,425.00	26,425.00	26,534.00	26,908.00	26,908.00	26,908.00	1.83%
SR.0000.2130	REFUSE AND GARBAGE CHARGES	1,117.27	644.54	2,000.00	2,000.00	1,313.70	2,000.00	2,000.00	2,000.00	0.00%
SR.0000.2401	INTEREST EARNINGS	4,040.42	22,663.79	5,000.00	5,000.00	39,324.60	30,000.00	30,000.00	30,000.00	500.00%
SR.0000.2650	RECYCLING FEES	55,766.52	51,336.15	50,000.00	50,000.00	38,045.45	50,000.00	50,000.00	50,000.00	0.00%
SR.0000.2650.0001	TEXTILE RECOVERY	7,881.86	7,796.00	10,000.00	10,000.00	4,235.50	10,000.00	10,000.00	10,000.00	0.00%
SR.0000.2777	WEST CO:BUS SHELTER IMA	0.00	5,368.10	5,500.00	5,500.00	0.00	5,500.00	5,500.00	5,500.00	0.00%
SR.0000.4989	FEMA FEDERAL AID	0.00	0.00	0.00	0.00	296.78	0.00	0.00	0.00	0.00%
<b>Total Dept 0000</b>	.	<b>(4,376,496.45)</b>	<b>(4,445,158.58)</b>	<b>(5,955,455.00)</b>	<b>(5,969,117.36)</b>	<b>(5,966,280.03)</b>	<b>(6,899,550.00)</b>	<b>(6,899,550.00)</b>	<b>(6,899,550.00)</b>	<b>15.85%</b>
<b>Grand Total</b>		<b>(4,376,496.45)</b>	<b>(4,445,158.58)</b>	<b>(5,955,455.00)</b>	<b>(5,969,117.36)</b>	<b>(5,966,280.03)</b>	<b>(6,899,550.00)</b>	<b>(6,899,550.00)</b>	<b>(6,899,550.00)</b>	<b>15.85%</b>

**NOTE: One or more accounts may not be printed due to Account Table restrictions.**

# TOWN OF YORKTOWN

## Budget Preparation Report

Fiscal Year: 2024 Period From: 1 To: 12

Account	Description	2021	2022	Original	Adjusted	2023	2024	2024	2024	Variance To
		Actual	Actual	2023 Budget	2023 Budget	Actual Per 1-12	TENTATIVE Stage	PRELIMINA Stage	FINAL Stage	TENTATIVE Stage
<b>Dept 7210</b>	<b>DEC</b>									
SR.7210.0101	SALARIES	821,824.51	838,984.76	912,625.00	913,342.60	846,516.45	961,750.00	961,750.00	961,750.00	5.38%
SR.7210.0105	OVERTIME	2,936.42	4,582.67	4,000.00	10,308.76	10,308.76	5,000.00	5,000.00	5,000.00	25.00%
SR.7210.0106	LONGEVITY	12,500.00	10,500.00	12,450.00	12,450.00	10,750.00	12,450.00	12,450.00	12,450.00	0.00%
SR.7210.0108	LUMP SUM PAYMENTS	0.00	11,854.07	0.00	0.00	0.00	0.00	0.00	0.00	0.00%
SR.7210.0110	SEASONAL SALARIES	2,880.00	0.00	4,000.00	1,420.14	0.00	4,000.00	4,000.00	4,000.00	0.00%
SR.7210.0131	STIPEND	19,841.12	20,241.12	0.00	400.00	400.00	0.00	0.00	0.00	0.00%
SR.7210.0132	STIPEND-MECHANIC/AUTO	900.00	1,300.00	900.00	900.00	900.00	1,300.00	1,300.00	1,300.00	44.44%
SR.7210.0200	EQUIPMENT	50,857.45	3,866.16	0.00	0.00	0.00	0.00	0.00	0.00	0.00%
SR.7210.0202	COMPUTER HARDWARE	2,263.16	3,692.36	0.00	0.00	0.00	0.00	0.00	0.00	0.00%
SR.7210.0401	SUPPLIES	475.23	1,090.44	750.00	750.00	749.64	750.00	750.00	750.00	0.00%
SR.7210.0401.0001	SUPPLIES.INK & TONER	401.11	216.79	500.00	135.00	0.00	500.00	500.00	500.00	0.00%
SR.7210.0402	DEPT SUPPLIES	216.27	281.12	150.00	322.35	322.35	250.00	250.00	250.00	66.67%
SR.7210.0404	MILEAGE&TOLLS	110.74	83.96	100.00	118.24	118.24	100.00	100.00	100.00	0.00%
SR.7210.0406	TELECOMMUNICATIONS	1,466.17	1,459.69	2,500.00	2,000.00	1,407.83	2,250.00	2,250.00	2,250.00	-10.00%
SR.7210.0406.0001	CELLULAR TELEPHONE..	1,012.25	1,028.29	1,200.00	1,200.00	606.63	1,200.00	1,200.00	1,200.00	0.00%
SR.7210.0407	ELECTRIC	2,467.43	2,496.41	3,500.00	3,500.00	2,181.78	3,000.00	3,000.00	3,000.00	-14.29%
SR.7210.0411	PRINTING	5,553.08	4,049.22	3,500.00	3,697.23	0.00	4,250.00	4,250.00	4,250.00	21.43%
SR.7210.0412	POSTAGE	5,474.93	2,924.80	3,000.00	3,152.98	3,152.98	3,000.00	3,000.00	3,000.00	0.00%
SR.7210.0416	BUILDING MAINTENANCE	667.94	256.06	750.00	124.82	109.38	750.00	750.00	750.00	0.00%
SR.7210.0416.0001	BLDG MAINT.RESTROOM PAPER	212.76	552.98	300.00	345.00	340.15	250.00	250.00	250.00	-16.67%
SR.7210.0417	COPIER MAINTENANCE	108.00	235.52	250.00	280.00	277.88	250.00	250.00	250.00	0.00%
SR.7210.0418	EQUIP MAINT	257.07	736.04	500.00	198.53	0.00	500.00	500.00	500.00	0.00%
SR.7210.0420	VEHICLE MAINTENANCE	70,962.96	51,151.15	65,000.00	75,637.27	71,166.91	65,000.00	65,000.00	65,000.00	0.00%
SR.7210.0421.0001	COMPUTER SUPPORT/SOFTWARE	3,050.00	2,750.00	10,500.00	3,500.00	0.00	3,250.00	3,250.00	3,250.00	-69.05%
SR.7210.0423	TRAINING	200.00	0.00	200.00	200.00	0.00	200.00	200.00	200.00	0.00%
SR.7210.0428	DUES	0.00	0.00	100.00	100.00	0.00	0.00	0.00	0.00	-100.00%

# TOWN OF YORKTOWN

## Budget Preparation Report

Fiscal Year: 2024 Period From: 1 To: 12

Account	Description	2021	2022	Original	Adjusted	2023	2024	2024	2024	Variance To
		Actual	Actual	2023 Budget	2023 Budget	Actual Per 1-12	TENTATIVE Stage	PRELIMINA Stage	FINAL Stage	TENTATIVE Stage
<b>Dept 7210</b>	<b>DEC</b>									
SR.7210.0434	UNIFORMS	3,741.12	3,774.27	4,000.00	4,000.00	2,874.74	4,000.00	4,000.00	4,000.00	0.00%
SR.7210.0440	AUDIT FEE	0.00	0.00	0.00	0.00	0.00	2,250.00	2,250.00	2,250.00	100.00%
SR.7210.0442	LEGAL NOTICES	2,420.00	2,655.00	3,500.00	3,905.00	2,845.00	4,000.00	4,000.00	4,000.00	14.29%
SR.7210.0450	DEC WATER	376.17	341.79	400.00	400.00	372.10	400.00	400.00	400.00	0.00%
SR.7210.0467	INSURANCE	37,497.37	21,534.15	50,750.00	47,750.00	46,761.29	55,750.00	55,750.00	55,750.00	9.85%
SR.7210.0470	GAS AND OIL	6,214.16	5,252.62	5,500.00	5,500.00	4,404.30	5,500.00	5,500.00	5,500.00	0.00%
SR.7210.0470.0001	DIESEL FUEL..	27,763.15	38,932.83	40,000.00	39,800.00	27,915.13	35,000.00	35,000.00	35,000.00	-12.50%
SR.7210.0473	MISC SERV	167.35	28.90	200.00	330.90	289.37	500.00	500.00	500.00	150.00%
SR.7210.0484	RECYCLING	23,180.84	12,025.30	27,500.00	26,716.87	26,492.70	30,000.00	30,000.00	30,000.00	9.09%
SR.7210.0486	DUMPING FEES	0.00	2,898.49	1,000.00	4,500.00	2,490.00	5,000.00	5,000.00	5,000.00	400.00%
SR.7210.0496	COMPOST EXPENSES	12,197.19	15,827.34	12,500.00	12,500.00	6,554.76	10,000.00	10,000.00	10,000.00	-20.00%
SR.7210.0810	MEDICAL INSURANCE	146,563.18	155,623.58	192,550.00	190,171.47	192,725.55	227,500.00	227,500.00	227,500.00	18.15%
SR.7210.0811	DENTAL INSURANCE	12,937.40	13,568.41	17,075.00	16,075.00	14,020.32	17,075.00	17,075.00	17,075.00	0.00%
SR.7210.0812	VISION INSURANCE	3,866.40	3,785.85	4,625.00	4,125.00	3,866.40	4,625.00	4,625.00	4,625.00	0.00%
<b>Total Dept 7210</b>	<b>DEC</b>	<b>1,283,562.93</b>	<b>1,240,582.14</b>	<b>1,386,375.00</b>	<b>1,389,857.16</b>	<b>1,280,920.64</b>	<b>1,471,600.00</b>	<b>1,471,600.00</b>	<b>1,471,600.00</b>	<b>6.15%</b>
<b>Dept 8160</b>	<b>REFUSE &amp; GARBAGE COLLECT</b>									
SR.8160.0425	OUTSIDE CONTRACTOR	2,048,670.96	2,048,670.96	3,500,000.00	3,500,000.00	2,567,619.94	4,296,000.00	4,296,000.00	4,296,000.00	22.74%
SR.8160.0450	DUMPING FEES	435,025.94	420,262.85	435,000.00	447,000.00	338,495.81	442,500.00	442,500.00	442,500.00	1.72%
SR.8160.0452	INTERMUNICIPAL AGREEMENTS	8,932.32	9,101.31	10,500.00	10,500.00	7,158.54	10,500.00	10,500.00	10,500.00	0.00%
SR.8160.0490	PROF SERVICES	25,800.00	0.00	0.00	0.00	0.00	0.00	0.00	0.00	0.00%
<b>Total Dept 8160</b>	<b>REFUSE &amp; GARBAGE COLLECT</b>	<b>2,518,429.22</b>	<b>2,478,035.12</b>	<b>3,945,500.00</b>	<b>3,957,500.00</b>	<b>2,913,274.29</b>	<b>4,749,000.00</b>	<b>4,749,000.00</b>	<b>4,749,000.00</b>	<b>20.36%</b>
<b>Dept 9000</b>	<b>EMPLOYEE BENEFITS</b>									
SR.9000.0108	MEDICAL LUMP SUM	2,250.00	4,500.00	6,750.00	8,500.00	8,500.00	6,750.00	6,750.00	6,750.00	0.00%
SR.9000.0800	FICA/MEDICARE	62,431.19	64,194.54	72,025.00	69,770.86	62,838.17	75,500.00	75,500.00	75,500.00	4.82%
SR.9000.0801	MTA TAX	2,775.28	2,853.22	3,205.00	3,205.00	2,792.42	3,350.00	3,350.00	3,350.00	4.52%
SR.9000.0810	RETIREE MEDICAL	24,284.40	38,900.92	73,800.00	72,800.00	41,650.37	74,500.00	74,500.00	74,500.00	0.95%

# TOWN OF YORKTOWN

## Budget Preparation Report

Fiscal Year: 2024 Period From: 1 To: 12

Account	Description	2021	2022	Original	Adjusted	2023	2024	2024	2024	Variance To
		Actual	Actual	2023 Budget	2023 Budget	Actual Per 1-12	TENTATIVE Stage	PRELIMINA Stage	FINAL Stage	TENTATIVE Stage
<b>Dept 9000</b>	<b>EMPLOYEE BENEFITS</b>									
SR.9000.0811	STATE RETIREMENT	129,630.00	89,768.00	129,000.00	129,000.00	0.00	136,350.00	136,350.00	136,350.00	5.70%
SR.9000.0813	WORKERS COMP	8,294.16	10,567.22	13,500.00	13,500.00	10,504.22	12,150.00	12,150.00	12,150.00	-10.00%
SR.9000.0815	EMPLOYEE ASSIST PRGRM	295.20	326.17	300.00	300.00	298.81	350.00	350.00	350.00	16.67%
<b>Total Dept 9000</b>	<b>EMPLOYEE BENEFITS</b>	<b>229,960.23</b>	<b>211,110.07</b>	<b>298,580.00</b>	<b>297,075.86</b>	<b>126,583.99</b>	<b>308,950.00</b>	<b>308,950.00</b>	<b>308,950.00</b>	<b>3.47%</b>
<b>Dept 9700</b>	<b>DEBT SERVICES</b>									
SR.9700.0710	INTEREST EXPENSE	25.98	49.27	0.00	0.00	446.11	0.00	0.00	0.00	0.00%
<b>Total Dept 9700</b>	<b>DEBT SERVICES</b>	<b>25.98</b>	<b>49.27</b>	<b>0.00</b>	<b>0.00</b>	<b>446.11</b>	<b>0.00</b>	<b>0.00</b>	<b>0.00</b>	<b>0.00%</b>
<b>Dept 9901</b>	<b>TRANSFERS TO OTHER FUNDS</b>									
SR.9901.0900	TRANSFER TO WORKERS COMP SELF	13,272.61	3,142.48	0.00	0.00	0.00	0.00	0.00	0.00	0.00%
SR.9901.0902	TRANSFER TO HIGHWAY	61,000.00	75,000.00	75,000.00	75,000.00	0.00	70,000.00	70,000.00	70,000.00	-6.67%
SR.9901.0903	TRANSFER TO GENERAL FUND	250,000.00	250,000.00	250,000.00	250,000.00	0.00	300,000.00	300,000.00	300,000.00	20.00%
<b>Total Dept 9901</b>	<b>TRANSFERS TO OTHER FUNDS</b>	<b>324,272.61</b>	<b>328,142.48</b>	<b>325,000.00</b>	<b>325,000.00</b>	<b>0.00</b>	<b>370,000.00</b>	<b>370,000.00</b>	<b>370,000.00</b>	<b>13.85%</b>
<b>Grand Total</b>		<b>4,356,250.97</b>	<b>4,257,919.08</b>	<b>5,955,455.00</b>	<b>5,969,433.02</b>	<b>4,321,225.03</b>	<b>6,899,550.00</b>	<b>6,899,550.00</b>	<b>6,899,550.00</b>	<b>15.85%</b>

**NOTE: One or more accounts may not be printed due to Account Table restrictions.**

# TOWN OF YORKTOWN Budget Preparation Report

Fiscal Year: 2024 Period From: 1 To: 12

Account	Description	2021	2022	Original	Adjusted	2023	2024	2024	2024	Variance To
		Actual	Actual	2023 Budget	2023 Budget	Actual Per 1-12	TENTATIVE Stage	PRELIMINA Stage	FINAL Stage	TENTATIVE Stage
<b>Dept 0000</b>	.									
GA.0000.1001	TAXES	0.00	7,350.00	7,500.00	7,500.00	7,500.00	7,000.00	7,000.00	7,000.00	-6.67%
GA.0000.2122	SEWER CHARGES	12,280.00	0.00	0.00	0.00	0.00	0.00	0.00	0.00	0.00%
GA.0000.2401	INTEREST EARNED	158.71	897.80	0.00	0.00	1,690.99	500.00	500.00	500.00	100.00%
<b>Total Dept 0000</b>	.	<b>(12,438.71)</b>	<b>(8,247.80)</b>	<b>(7,500.00)</b>	<b>(7,500.00)</b>	<b>(9,190.99)</b>	<b>(7,500.00)</b>	<b>(7,500.00)</b>	<b>(7,500.00)</b>	<b>0.00%</b>
<b>Grand Total</b>		<b>(12,438.71)</b>	<b>(8,247.80)</b>	<b>(7,500.00)</b>	<b>(7,500.00)</b>	<b>(9,190.99)</b>	<b>(7,500.00)</b>	<b>(7,500.00)</b>	<b>(7,500.00)</b>	<b>0.00%</b>

NOTE: One or more accounts may not be printed due to Account Table restrictions.

# TOWN OF YORKTOWN Budget Preparation Report

Fiscal Year: 2024 Period From: 1 To: 12

Account	Description	2021	2022	Original	Adjusted	2023	2024	2024	2024	Variance To
		Actual	Actual	2023 Budget	2023 Budget	Actual Per 1-12	TENTATIVE Stage	PRELIMINA Stage	FINAL Stage	TENTATIVE Stage
<b>Dept 9901</b>	<b>TRANSFERS TO OTHER FUNDS</b>									
GA.9901.0904	TRANSFER TO YS	0.00	7,500.00	7,500.00	7,500.00	0.00	7,500.00	7,500.00	7,500.00	0.00%
<b>Total Dept 9901</b>	<b>TRANSFERS TO OTHER FUNDS</b>	<b>0.00</b>	<b>7,500.00</b>	<b>7,500.00</b>	<b>7,500.00</b>	<b>0.00</b>	<b>7,500.00</b>	<b>7,500.00</b>	<b>7,500.00</b>	<b>0.00%</b>
<b>Grand Total</b>		<b>0.00</b>	<b>7,500.00</b>	<b>7,500.00</b>	<b>7,500.00</b>	<b>0.00</b>	<b>7,500.00</b>	<b>7,500.00</b>	<b>7,500.00</b>	<b>0.00%</b>

NOTE: One or more accounts may not be printed due to Account Table restrictions.

# TOWN OF YORKTOWN

## Budget Preparation Report

Fiscal Year: 2024 Period From: 1 To: 12

Account	Description	2021	2022	Original	Adjusted	2023	2024	2024	2024	Variance To
		Actual	Actual	2023 Budget	2023 Budget	Actual Per 1-12	TENTATIVE Stage	PRELIMINA Stage	FINAL Stage	TENTATIVE Stage
<b>Dept 0000</b>	.									
GB.0000.1001	TAXES	224,665.00	243,650.00	243,705.00	243,705.00	243,705.00	243,330.00	243,330.00	243,330.00	-0.15%
GB.0000.2401	INTEREST EARNED	85.38	272.47	125.00	125.00	826.82	500.00	500.00	500.00	300.00%
<b>Total Dept 0000</b>	.	<u>(224,750.38)</u>	<u>(243,922.47)</u>	<u>(243,830.00)</u>	<u>(243,830.00)</u>	<u>(244,531.82)</u>	<u>(243,830.00)</u>	<u>(243,830.00)</u>	<u>(243,830.00)</u>	<u>0.00%</u>
<b>Grand Total</b>		<u>(224,750.38)</u>	<u>(243,922.47)</u>	<u>(243,830.00)</u>	<u>(243,830.00)</u>	<u>(244,531.82)</u>	<u>(243,830.00)</u>	<u>(243,830.00)</u>	<u>(243,830.00)</u>	<u>0.00%</u>

**NOTE: One or more accounts may not be printed due to Account Table restrictions.**



# TOWN OF YORKTOWN

## Budget Preparation Report

Fiscal Year: 2024 Period From: 1 To: 12

Account	Description	2021	2022	Original	Adjusted	2023	2024	2024	2024	Variance To
		Actual	Actual	2023 Budget	2023 Budget	Actual Per 1-12	TENTATIVE Stage	PRELIMINA Stage	FINAL Stage	
<b>Dept 9700</b>	<b>DEBT SERVICES</b>									
GB.9700.0490	PROF SERVICES	4,454.79	4,088.64	3,720.00	3,720.00	3,719.61	3,332.00	3,332.00	3,332.00	-10.43%
GB.9700.0710	INTEREST EXPENSE	1.03	2.24	0.00	0.00	0.00	0.00	0.00	0.00	0.00%
<b>Total Dept 9700</b>	<b>DEBT SERVICES</b>	<b>4,455.82</b>	<b>4,090.88</b>	<b>3,720.00</b>	<b>3,720.00</b>	<b>3,719.61</b>	<b>3,332.00</b>	<b>3,332.00</b>	<b>3,332.00</b>	<b>-10.43%</b>
<b>Dept 9710</b>	<b>SERIAL BONDS</b>									
GB.9710.0610.0003	2003 EFC BOND PRINCIPAL..	75,900.00	79,200.00	82,500.00	82,500.00	82,500.00	89,100.00	89,100.00	89,100.00	8.00%
GB.9710.0610.0004	2004B BOND PRINCIPAL..	110,290.00	112,980.00	112,980.00	112,980.00	112,980.00	118,360.00	118,360.00	118,360.00	4.76%
GB.9710.0710.0003	2003C EFC BOND INTEREST..	7,309.02	5,179.95	3,616.00	3,616.00	3,615.17	1,193.00	1,193.00	1,193.00	-67.01%
GB.9710.0710.0004	2004B EFC BOND INTEREST..	27,006.70	24,574.13	23,014.00	23,014.00	9,032.98	19,380.00	19,380.00	19,380.00	-15.79%
<b>Total Dept 9710</b>	<b>SERIAL BONDS</b>	<b>220,505.72</b>	<b>221,934.08</b>	<b>222,110.00</b>	<b>222,110.00</b>	<b>208,128.15</b>	<b>228,033.00</b>	<b>228,033.00</b>	<b>228,033.00</b>	<b>2.67%</b>
<b>Dept 9901</b>	<b>TRANSFERS TO OTHER FUNDS</b>									
GB.9901.0904	TRANSFER TO YS	0.00	17,750.00	18,000.00	18,000.00	0.00	12,465.00	12,465.00	12,465.00	-30.75%
<b>Total Dept 9901</b>	<b>TRANSFERS TO OTHER FUNDS</b>	<b>0.00</b>	<b>17,750.00</b>	<b>18,000.00</b>	<b>18,000.00</b>	<b>0.00</b>	<b>12,465.00</b>	<b>12,465.00</b>	<b>12,465.00</b>	<b>-30.75%</b>
<b>Grand Total</b>		<b>224,961.54</b>	<b>243,774.96</b>	<b>243,830.00</b>	<b>243,830.00</b>	<b>211,847.76</b>	<b>243,830.00</b>	<b>243,830.00</b>	<b>243,830.00</b>	<b>0.00%</b>

**NOTE: One or more accounts may not be printed due to Account Table restrictions.**

# TOWN OF YORKTOWN

## Budget Preparation Report

Fiscal Year: 2024 Period From: 1 To: 12

Account	Description	2021	2022	Original	Adjusted	2023	2024	2024	2024	Variance To
		Actual	Actual	2023 Budget	2023 Budget	Actual Per 1-12	TENTATIVE Stage	PRELIMINA Stage	FINAL Stage	TENTATIVE Stage
<b>Dept 0000</b>	.									
GC.0000.1001	TAXES	62,481.00	70,035.00	70,612.00	70,612.00	70,612.00	70,261.00	70,261.00	70,261.00	-0.50%
GC.0000.1002	APPR FUND BALANCE	0.00	0.00	0.00	2,000.00	0.00	0.00	0.00	0.00	0.00%
GC.0000.2401	INTEREST EARNINGS	126.41	605.40	150.00	150.00	1,209.89	500.00	500.00	500.00	233.33%
<b>Total Dept 0000</b>	.	<u>(62,607.41)</u>	<u>(70,640.40)</u>	<u>(70,762.00)</u>	<u>(72,762.00)</u>	<u>(71,821.89)</u>	<u>(70,761.00)</u>	<u>(70,761.00)</u>	<u>(70,761.00)</u>	<u>0.00%</u>
<b>Grand Total</b>		<u>(62,607.41)</u>	<u>(70,640.40)</u>	<u>(70,762.00)</u>	<u>(72,762.00)</u>	<u>(71,821.89)</u>	<u>(70,761.00)</u>	<u>(70,761.00)</u>	<u>(70,761.00)</u>	<u>0.00%</u>

**NOTE: One or more accounts may not be printed due to Account Table restrictions.**

# TOWN OF YORKTOWN

## Budget Preparation Report

Fiscal Year: 2024 Period From: 1 To: 12

Account	Description	2021	2022	Original	Adjusted	2023	2024	2024	2024	Variance To
		Actual	Actual	2023 Budget	2023 Budget	Actual Per 1-12	TENTATIVE Stage	PRELIMINA Stage	FINAL Stage	
<b>Dept 8130</b>	<b>SEWAGE TREATMENT</b>									
GC.8130.0462	MNT&RPR PUMP STATION	0.00	0.00	0.00	5,000.00	4,535.00	0.00	0.00	0.00	0.00%
<b>Total Dept 8130</b>	<b>SEWAGE TREATMENT</b>	<b>0.00</b>	<b>0.00</b>	<b>0.00</b>	<b>5,000.00</b>	<b>4,535.00</b>	<b>0.00</b>	<b>0.00</b>	<b>0.00</b>	<b>0.00%</b>
<b>Dept 9700</b>	<b>DEBT SERVICES</b>									
GC.9700.0490	PROF SERVICES	649.32	568.48	486.00	486.00	485.60	403.00	403.00	403.00	-17.08%
<b>Total Dept 9700</b>	<b>DEBT SERVICES</b>	<b>649.32</b>	<b>568.48</b>	<b>486.00</b>	<b>486.00</b>	<b>485.60</b>	<b>403.00</b>	<b>403.00</b>	<b>403.00</b>	<b>-17.08%</b>
<b>Dept 9710</b>	<b>SERIAL BONDS</b>									
GC.9710.0610.0002	2002A BOND PRINCIPAL..	15,000.00	15,000.00	15,000.00	15,000.00	15,000.00	15,000.00	15,000.00	15,000.00	0.00%
GC.9710.0610.0003	2003C EFC BOND PRINCIPAL..	39,100.00	40,800.00	42,500.00	42,500.00	42,500.00	45,900.00	45,900.00	45,900.00	8.00%
GC.9710.0710.0002	2002A BOND INTEREST..	2,764.76	2,393.40	1,913.00	1,913.00	1,538.19	1,568.00	1,568.00	1,568.00	-18.03%
GC.9710.0710.0003	2003C EFC BOND INTEREST..	3,765.25	2,668.45	1,863.00	1,863.00	1,862.36	615.00	615.00	615.00	-66.99%
<b>Total Dept 9710</b>	<b>SERIAL BONDS</b>	<b>60,630.01</b>	<b>60,861.85</b>	<b>61,276.00</b>	<b>61,276.00</b>	<b>60,900.55</b>	<b>63,083.00</b>	<b>63,083.00</b>	<b>63,083.00</b>	<b>2.95%</b>
<b>Dept 9901</b>	<b>TRANSFERS TO OTHER FUNDS</b>									
GC.9901.0904	TRANSFER TO YS	0.00	8,750.00	9,000.00	6,000.00	0.00	7,275.00	7,275.00	7,275.00	-19.17%
<b>Total Dept 9901</b>	<b>TRANSFERS TO OTHER FUNDS</b>	<b>0.00</b>	<b>8,750.00</b>	<b>9,000.00</b>	<b>6,000.00</b>	<b>0.00</b>	<b>7,275.00</b>	<b>7,275.00</b>	<b>7,275.00</b>	<b>-19.17%</b>
<b>Grand Total</b>		<b>61,279.33</b>	<b>70,180.33</b>	<b>70,762.00</b>	<b>72,762.00</b>	<b>65,921.15</b>	<b>70,761.00</b>	<b>70,761.00</b>	<b>70,761.00</b>	<b>0.00%</b>

**NOTE: One or more accounts may not be printed due to Account Table restrictions.**

# TOWN OF YORKTOWN Budget Preparation Report

Fiscal Year: 2024 Period From: 1 To: 12

Prepared By: RACHEL

Account	Description	2021	2022	Original	Adjusted	2023	2024	2024	2024	Variance To
		Actual	Actual	2023 Budget	2023 Budget	Actual Per 1-12	TENTATIVE Stage	PRELIMINA Stage	FINAL Stage	TENTATIVE Stage
<b>Dept 0000</b>	.									
GD.0000.1001	TAXES	375,918.00	381,545.00	382,296.00	382,296.00	382,296.00	379,912.00	379,912.00	379,912.00	-0.62%
GD.0000.1002	APPR FUND BALANCE	0.00	0.00	20,000.00	20,000.00	0.00	20,000.00	20,000.00	20,000.00	0.00%
GD.0000.2401	INTEREST EARNINGS	575.98	3,025.84	600.00	600.00	6,499.72	3,000.00	3,000.00	3,000.00	400.00%
<b>Total Dept 0000</b>	.	<b>(376,493.98)</b>	<b>(384,570.84)</b>	<b>(402,896.00)</b>	<b>(402,896.00)</b>	<b>(388,795.72)</b>	<b>(402,912.00)</b>	<b>(402,912.00)</b>	<b>(402,912.00)</b>	<b>0.00%</b>
<b>Grand Total</b>		<b>(376,493.98)</b>	<b>(384,570.84)</b>	<b>(402,896.00)</b>	<b>(402,896.00)</b>	<b>(388,795.72)</b>	<b>(402,912.00)</b>	<b>(402,912.00)</b>	<b>(402,912.00)</b>	<b>0.00%</b>

NOTE: One or more accounts may not be printed due to Account Table restrictions.

# TOWN OF YORKTOWN

## Budget Preparation Report

Fiscal Year: 2024 Period From: 1 To: 12

Account	Description	2021	2022	Original	Adjusted	2023	2024	2024	2024	Variance To
		Actual	Actual	2023 Budget	2023 Budget	Actual Per 1-12	TENTATIVE Stage	PRELIMINA Stage	FINAL Stage	TENTATIVE Stage
<b>Dept 8130</b>	<b>SEWAGE TREATMENT</b>									
GD.8130.0406	TELECOMMUNICATIONS	814.28	712.52	0.00	500.00	418.82	0.00	0.00	0.00	0.00%
GD.8130.0407	ELECTRIC	33,972.71	41,099.19	0.00	50,000.00	34,011.20	0.00	0.00	0.00	0.00%
GD.8130.0420	FEES	0.00	660.00	0.00	0.00	0.00	0.00	0.00	0.00	0.00%
GD.8130.0450	WATER PURCHASE	108.30	50.54	0.00	750.00	21.66	0.00	0.00	0.00	0.00%
GD.8130.0459	HUNTERBROOK INFILTRATION/INFLOW CONTROL	0.00	602.00	0.00	45,000.00	0.00	0.00	0.00	0.00	0.00%
GD.8130.0462	MNT&RPR PUMP STATION	15,844.78	16,591.06	0.00	50,232.71	42,903.43	0.00	0.00	0.00	0.00%
GD.8130.0490	PROF SERVICES	0.00	0.00	0.00	9,775.00	0.00	0.00	0.00	0.00	0.00%
GD.8130.0491	EASEMENT AND TAX	2,267.29	2,267.29	0.00	2,267.29	2,267.29	0.00	0.00	0.00	0.00%
<b>Total Dept 8130</b>	<b>SEWAGE TREATMENT</b>	<b>53,007.36</b>	<b>61,982.60</b>	<b>0.00</b>	<b>158,525.00</b>	<b>79,622.40</b>	<b>0.00</b>	<b>0.00</b>	<b>0.00</b>	<b>0.00%</b>
<b>Dept 9700</b>	<b>DEBT SERVICES</b>									
GD.9700.0490	PROF SERVICES	4,086.00	3,750.00	3,400.00	3,400.00	3,400.00	3,036.00	3,036.00	3,036.00	-10.71%
<b>Total Dept 9700</b>	<b>DEBT SERVICES</b>	<b>4,086.00</b>	<b>3,750.00</b>	<b>3,400.00</b>	<b>3,400.00</b>	<b>3,400.00</b>	<b>3,036.00</b>	<b>3,036.00</b>	<b>3,036.00</b>	<b>-10.71%</b>
<b>Dept 9710</b>	<b>SERIAL BONDS</b>									
GD.9710.0610.0003	2003C EFC BOND PRINCIPAL..	135,000.00	140,000.00	145,000.00	145,000.00	145,000.00	150,000.00	150,000.00	150,000.00	3.45%
GD.9710.0710.0003	2003C EFC BOND INTEREST..	37,856.86	34,315.03	29,996.00	29,996.00	25,346.45	17,526.00	17,526.00	17,526.00	-41.57%
<b>Total Dept 9710</b>	<b>SERIAL BONDS</b>	<b>172,856.86</b>	<b>174,315.03</b>	<b>174,996.00</b>	<b>174,996.00</b>	<b>170,346.45</b>	<b>167,526.00</b>	<b>167,526.00</b>	<b>167,526.00</b>	<b>-4.27%</b>
<b>Dept 9901</b>	<b>TRANSFERS TO OTHER FUNDS</b>									
GD.9901.0903	TRANSFER TO GENERAL FUND	18,675.00	0.00	0.00	0.00	0.00	0.00	0.00	0.00	0.00%
GD.9901.0904	TRANSFER TO YS	77,500.00	92,500.00	224,500.00	80,975.00	0.00	232,350.00	232,350.00	232,350.00	3.50%
<b>Total Dept 9901</b>	<b>TRANSFERS TO OTHER FUNDS</b>	<b>96,175.00</b>	<b>92,500.00</b>	<b>224,500.00</b>	<b>80,975.00</b>	<b>0.00</b>	<b>232,350.00</b>	<b>232,350.00</b>	<b>232,350.00</b>	<b>3.50%</b>
<b>Grand Total</b>		<b>326,125.22</b>	<b>332,547.63</b>	<b>402,896.00</b>	<b>417,896.00</b>	<b>253,368.85</b>	<b>402,912.00</b>	<b>402,912.00</b>	<b>402,912.00</b>	<b>0.00%</b>

**NOTE: One or more accounts may not be printed due to Account Table restrictions.**

# TOWN OF YORKTOWN

## Budget Preparation Report

Fiscal Year: 2024 Period From: 1 To: 12

Account	Description	2021	2022	Original	Adjusted	2023	2024	2024	2024	Variance To
		Actual	Actual	2023 Budget	2023 Budget	Actual Per 1-12	TENTATIVE Stage	PRELIMINA Stage	FINAL Stage	TENTATIVE Stage
<b>Dept 0000</b>	.									
GE.0000.1001	REAL PROPERTY TAXES	16,100.00	7,500.00	8,000.00	8,000.00	8,000.00	7,100.00	7,100.00	7,100.00	-11.25%
GE.0000.2401	INTEREST EARNINGS	151.25	672.05	100.00	100.00	1,280.91	1,000.00	1,000.00	1,000.00	900.00%
GE.0000.2401.0001	CAPITAL INTEREST..	456.88	3.41	0.00	0.00	6.12	0.00	0.00	0.00	0.00%
GE.0000.2770	MISCELLANEOUS	1,261.35	0.00	0.00	0.00	0.00	0.00	0.00	0.00	0.00%
<b>Total Dept 0000</b>	.	<b>(17,969.48)</b>	<b>(8,175.46)</b>	<b>(8,100.00)</b>	<b>(8,100.00)</b>	<b>(9,287.03)</b>	<b>(8,100.00)</b>	<b>(8,100.00)</b>	<b>(8,100.00)</b>	<b>0.00%</b>
<b>Grand Total</b>		<b>(17,969.48)</b>	<b>(8,175.46)</b>	<b>(8,100.00)</b>	<b>(8,100.00)</b>	<b>(9,287.03)</b>	<b>(8,100.00)</b>	<b>(8,100.00)</b>	<b>(8,100.00)</b>	<b>0.00%</b>

**NOTE: One or more accounts may not be printed due to Account Table restrictions.**

# TOWN OF YORKTOWN

## Budget Preparation Report

Fiscal Year: 2024 Period From: 1 To: 12

Account	Description	2021 Actual	2022 Actual	Original 2023 Budget	Adjusted 2023 Budget	2023 Actual Per 1-12	2024 TENTATIVE Stage	2024 PRELIMINA Stage	2024 FINAL Stage	Variance To TENTATIVE Stage
<b>Dept 9700</b>	<b>DEBT SERVICES</b>									
GE.9700.0490	FEES	36.00	0.00	0.00	0.00	0.00	0.00	0.00	0.00	0.00%
<b>Total Dept 9700</b>	<b>DEBT SERVICES</b>	<b>36.00</b>	<b>0.00</b>	<b>0.00</b>	<b>0.00</b>	<b>0.00</b>	<b>0.00</b>	<b>0.00</b>	<b>0.00</b>	<b>0.00%</b>
<b>Dept 9710</b>	<b>SERIAL BONDS</b>									
GE.9710.0610.0002	2002A BOND PRINCIPAL..	15,000.00	0.00	0.00	0.00	0.00	0.00	0.00	0.00	0.00%
<b>Total Dept 9710</b>	<b>SERIAL BONDS</b>	<b>15,000.00</b>	<b>0.00</b>	<b>0.00</b>	<b>0.00</b>	<b>0.00</b>	<b>0.00</b>	<b>0.00</b>	<b>0.00</b>	<b>0.00%</b>
<b>Dept 9901</b>	<b>TRANSFERS TO OTHER FUNDS</b>									
GE.9901.0904	TRANSFER TO YS	4,000.00	8,000.00	8,100.00	8,100.00	0.00	8,100.00	8,100.00	8,100.00	0.00%
<b>Total Dept 9901</b>	<b>TRANSFERS TO OTHER FUNDS</b>	<b>4,000.00</b>	<b>8,000.00</b>	<b>8,100.00</b>	<b>8,100.00</b>	<b>0.00</b>	<b>8,100.00</b>	<b>8,100.00</b>	<b>8,100.00</b>	<b>0.00%</b>
<b>Grand Total</b>		<b>19,036.00</b>	<b>8,000.00</b>	<b>8,100.00</b>	<b>8,100.00</b>	<b>0.00</b>	<b>8,100.00</b>	<b>8,100.00</b>	<b>8,100.00</b>	<b>0.00%</b>

**NOTE: One or more accounts may not be printed due to Account Table restrictions.**

# TOWN OF YORKTOWN

## Budget Preparation Report

Fiscal Year: 2024 Period From: 1 To: 12

Account	Description	2021	2022	Original	Adjusted	2023	2024	2024	2024	Variance To
		Actual	Actual	2023 Budget	2023 Budget	Actual Per 1-12	TENTATIVE Stage	PRELIMINA Stage	FINAL Stage	TENTATIVE Stage
<b>Dept 0000</b>	.									
GF.0000.1001	REAL PROPERTY TAXES	62,870.00	70,710.00	71,011.00	71,011.00	71,011.00	69,752.00	69,752.00	69,752.00	-1.77%
GF.0000.1002.0009	APPROPRIATED FUND BALANCE.RESERVE FOR DEBT	0.00	0.00	7,500.00	7,500.00	0.00	7,500.00	7,500.00	7,500.00	0.00%
GF.0000.2401	INTEREST EARNINGS	353.77	1,584.61	250.00	250.00	3,252.63	1,500.00	1,500.00	1,500.00	500.00%
GF.0000.2401.0001	CAPITAL INTEREST..	0.00	7,582.05	0.00	0.00	19,753.09	0.00	0.00	0.00	0.00%
<b>Total Dept 0000</b>	.	<b>(63,223.77)</b>	<b>(79,876.66)</b>	<b>(78,761.00)</b>	<b>(78,761.00)</b>	<b>(94,016.72)</b>	<b>(78,752.00)</b>	<b>(78,752.00)</b>	<b>(78,752.00)</b>	<b>-0.01%</b>
<b>Grand Total</b>		<b>(63,223.77)</b>	<b>(79,876.66)</b>	<b>(78,761.00)</b>	<b>(78,761.00)</b>	<b>(94,016.72)</b>	<b>(78,752.00)</b>	<b>(78,752.00)</b>	<b>(78,752.00)</b>	<b>-0.01%</b>

**NOTE: One or more accounts may not be printed due to Account Table restrictions.**



# TOWN OF YORKTOWN

## Budget Preparation Report

Fiscal Year: 2024 Period From: 1 To: 12

Account	Description	2021	2022	Original	Adjusted	2023	2024	2024	2024	Variance To
		Actual	Actual	2023 Budget	2023 Budget	Actual Per 1-12	TENTATIVE Stage	PRELIMINA Stage	FINAL Stage	TENTATIVE Stage
<b>Dept 9700</b>	<b>DEBT SERVICES</b>									
GF.9700.0490	PROF SERVICES	1,833.73	1,703.81	1,575.00	1,575.00	1,574.38	1,439.00	1,439.00	1,439.00	-8.63%
<b>Total Dept 9700</b>	<b>DEBT SERVICES</b>	<b>1,833.73</b>	<b>1,703.81</b>	<b>1,575.00</b>	<b>1,575.00</b>	<b>1,574.38</b>	<b>1,439.00</b>	<b>1,439.00</b>	<b>1,439.00</b>	<b>-8.63%</b>
<b>Dept 9710</b>	<b>SERIAL BONDS</b>									
GF.9710.0610.0004	2004B EFC BOND PRINCIPAL..	50,635.00	51,870.00	51,870.00	51,870.00	51,870.00	54,340.00	54,340.00	54,340.00	4.76%
GF.9710.0710.0004	2004B EFC BOND INTEREST..	12,398.99	11,282.17	10,566.00	10,566.00	4,147.11	8,898.00	8,898.00	8,898.00	-15.79%
<b>Total Dept 9710</b>	<b>SERIAL BONDS</b>	<b>63,033.99</b>	<b>63,152.17</b>	<b>62,436.00</b>	<b>62,436.00</b>	<b>56,017.11</b>	<b>63,238.00</b>	<b>63,238.00</b>	<b>63,238.00</b>	<b>1.28%</b>
<b>Dept 9901</b>	<b>TRANSFERS TO OTHER FUNDS</b>									
GF.9901.0904	TRANSFER TO YS	12,250.00	13,750.00	14,750.00	14,750.00	0.00	14,075.00	14,075.00	14,075.00	-4.58%
<b>Total Dept 9901</b>	<b>TRANSFERS TO OTHER FUNDS</b>	<b>12,250.00</b>	<b>13,750.00</b>	<b>14,750.00</b>	<b>14,750.00</b>	<b>0.00</b>	<b>14,075.00</b>	<b>14,075.00</b>	<b>14,075.00</b>	<b>-4.58%</b>
<b>Grand Total</b>		<b>77,117.72</b>	<b>78,605.98</b>	<b>78,761.00</b>	<b>78,761.00</b>	<b>57,591.49</b>	<b>78,752.00</b>	<b>78,752.00</b>	<b>78,752.00</b>	<b>-0.01%</b>

**NOTE: One or more accounts may not be printed due to Account Table restrictions.**

# TOWN OF YORKTOWN

## Budget Preparation Report

Fiscal Year: 2024 Period From: 1 To: 12

Account	Description	2021	2022	Original	Adjusted	2023	2024	2024	2024	Variance To
		Actual	Actual	2023 Budget	2023 Budget	Actual Per 1-12	TENTATIVE Stage	PRELIMINA Stage	FINAL Stage	TENTATIVE Stage
<b>Dept 0000</b>	.									
GG.0000.1001	REAL PROPERTY TAXES	86,600.00	95,200.00	96,250.00	96,250.00	96,250.00	96,250.00	96,250.00	96,250.00	0.00%
GG.0000.1002	APPR FUND BALANCE	0.00	0.00	0.00	0.00	0.00	7,250.00	7,250.00	7,250.00	100.00%
GG.0000.1002.0009	APPROPRIATED FUND BALANCE.RESERVE FOR DEBT	0.00	0.00	10,000.00	10,000.00	0.00	0.00	0.00	0.00	-100.00%
GG.0000.2401	INTEREST EARNINGS	393.05	2,395.04	250.00	250.00	3,670.49	3,000.00	3,000.00	3,000.00	1100.00%
<b>Total Dept 0000</b>	.	<b>(86,993.05)</b>	<b>(97,595.04)</b>	<b>(106,500.00)</b>	<b>(106,500.00)</b>	<b>(99,920.49)</b>	<b>(106,500.00)</b>	<b>(106,500.00)</b>	<b>(106,500.00)</b>	<b>0.00%</b>
<b>Grand Total</b>		<b>(86,993.05)</b>	<b>(97,595.04)</b>	<b>(106,500.00)</b>	<b>(106,500.00)</b>	<b>(99,920.49)</b>	<b>(106,500.00)</b>	<b>(106,500.00)</b>	<b>(106,500.00)</b>	<b>0.00%</b>

**NOTE: One or more accounts may not be printed due to Account Table restrictions.**

# TOWN OF YORKTOWN

## Budget Preparation Report

Fiscal Year: 2024 Period From: 1 To: 12

Account	Description	2021	2022	Original	Adjusted	2023	2024	2024	2024	Variance To
		Actual	Actual	2023 Budget	2023 Budget	Actual Per 1-12	TENTATIVE Stage	PRELIMINA Stage	FINAL Stage	
<b>Dept 9700</b>	<b>DEBT SERVICES</b>									
GG.9700.0490	PROF SERVICES	629.03	0.00	850.00	850.00	629.03	850.00	850.00	850.00	0.00%
<b>Total Dept 9700</b>	<b>DEBT SERVICES</b>	<b>629.03</b>	<b>0.00</b>	<b>850.00</b>	<b>850.00</b>	<b>629.03</b>	<b>850.00</b>	<b>850.00</b>	<b>850.00</b>	<b>0.00%</b>
<b>Dept 9730</b>	<b>BOND ANTICIPATION NOTES</b>									
GG.9730.0610	PRINCIPAL	65,000.00	65,000.00	65,000.00	65,000.00	0.00	65,000.00	65,000.00	65,000.00	0.00%
GG.9730.0710	INTEREST	5,839.94	4,671.69	26,400.00	26,400.00	0.00	23,150.00	23,150.00	23,150.00	-12.31%
<b>Total Dept 9730</b>	<b>BOND ANTICIPATION NOTES</b>	<b>70,839.94</b>	<b>69,671.69</b>	<b>91,400.00</b>	<b>91,400.00</b>	<b>0.00</b>	<b>88,150.00</b>	<b>88,150.00</b>	<b>88,150.00</b>	<b>-3.56%</b>
<b>Dept 9901</b>	<b>TRANSFERS TO OTHER FUNDS</b>									
GG.9901.0904	TRANSFER TO YS	12,500.00	12,500.00	14,250.00	14,250.00	0.00	17,500.00	17,500.00	17,500.00	22.81%
<b>Total Dept 9901</b>	<b>TRANSFERS TO OTHER FUNDS</b>	<b>12,500.00</b>	<b>12,500.00</b>	<b>14,250.00</b>	<b>14,250.00</b>	<b>0.00</b>	<b>17,500.00</b>	<b>17,500.00</b>	<b>17,500.00</b>	<b>22.81%</b>
<b>Grand Total</b>		<b>83,968.97</b>	<b>82,171.69</b>	<b>106,500.00</b>	<b>106,500.00</b>	<b>629.03</b>	<b>106,500.00</b>	<b>106,500.00</b>	<b>106,500.00</b>	<b>0.00%</b>

**NOTE: One or more accounts may not be printed due to Account Table restrictions.**

# TOWN OF YORKTOWN Budget Preparation Report

Fiscal Year: 2024 Period From: 1 To: 12

Account	Description	2021	2022	Original	Adjusted	2023	2024	2024	2024	Variance To
		Actual	Actual	2023 Budget	2023 Budget	Actual Per 1-12	TENTATIVE Stage	PRELIMINA Stage	FINAL Stage	TENTATIVE Stage
<b>Dept 0000</b>	.									
GH.0000.1001	REAL PROPERTY TAXES	45,500.00	50,000.00	50,050.00	50,050.00	50,050.00	50,050.00	50,050.00	50,050.00	0.00%
GH.0000.1002	APPR FUND BALANCE	0.00	0.00	6,500.00	6,500.00	0.00	3,800.00	3,800.00	3,800.00	-41.54%
GH.0000.2401	INTEREST EARNINGS	430.37	2,418.43	300.00	300.00	4,083.27	3,000.00	3,000.00	3,000.00	900.00%
<b>Total Dept 0000</b>	.	<b>(45,930.37)</b>	<b>(52,418.43)</b>	<b>(56,850.00)</b>	<b>(56,850.00)</b>	<b>(54,133.27)</b>	<b>(56,850.00)</b>	<b>(56,850.00)</b>	<b>(56,850.00)</b>	<b>0.00%</b>
<b>Grand Total</b>		<b>(45,930.37)</b>	<b>(52,418.43)</b>	<b>(56,850.00)</b>	<b>(56,850.00)</b>	<b>(54,133.27)</b>	<b>(56,850.00)</b>	<b>(56,850.00)</b>	<b>(56,850.00)</b>	<b>0.00%</b>

NOTE: One or more accounts may not be printed due to Account Table restrictions.

# TOWN OF YORKTOWN

## Budget Preparation Report

Fiscal Year: 2024 Period From: 1 To: 12

Account	Description	2021	2022	Original	Adjusted	2023	2024	2024	2024	Variance To
		Actual	Actual	2023 Budget	2023 Budget	Actual Per 1-12	TENTATIVE Stage	PRELIMINA Stage	FINAL Stage	
<b>Dept 9700</b>	<b>DEBT SERVICES</b>									
GH.9700.0490	PROF SERVICES	391.95	0.00	450.00	450.00	391.95	450.00	450.00	450.00	0.00%
<b>Total Dept 9700</b>	<b>DEBT SERVICES</b>	<b>391.95</b>	<b>0.00</b>	<b>450.00</b>	<b>450.00</b>	<b>391.95</b>	<b>450.00</b>	<b>450.00</b>	<b>450.00</b>	<b>0.00%</b>
<b>Dept 9730</b>	<b>BOND ANTICIPATION NOTES</b>									
GH.9730.0610	PRINCIPAL	31,500.00	31,500.00	31,500.00	31,500.00	0.00	31,500.00	31,500.00	31,500.00	0.00%
GH.9730.0710	INTEREST	3,558.99	2,910.94	16,900.00	16,900.00	0.00	15,325.00	15,325.00	15,325.00	-9.32%
<b>Total Dept 9730</b>	<b>BOND ANTICIPATION NOTES</b>	<b>35,058.99</b>	<b>34,410.94</b>	<b>48,400.00</b>	<b>48,400.00</b>	<b>0.00</b>	<b>46,825.00</b>	<b>46,825.00</b>	<b>46,825.00</b>	<b>-3.25%</b>
<b>Dept 9901</b>	<b>TRANSFERS TO OTHER FUNDS</b>									
GH.9901.0904	TRANSFER TO YS	7,500.00	7,500.00	8,000.00	8,000.00	0.00	9,575.00	9,575.00	9,575.00	19.69%
<b>Total Dept 9901</b>	<b>TRANSFERS TO OTHER FUNDS</b>	<b>7,500.00</b>	<b>7,500.00</b>	<b>8,000.00</b>	<b>8,000.00</b>	<b>0.00</b>	<b>9,575.00</b>	<b>9,575.00</b>	<b>9,575.00</b>	<b>19.69%</b>
<b>Grand Total</b>		<b>42,950.94</b>	<b>41,910.94</b>	<b>56,850.00</b>	<b>56,850.00</b>	<b>391.95</b>	<b>56,850.00</b>	<b>56,850.00</b>	<b>56,850.00</b>	<b>0.00%</b>

**NOTE: One or more accounts may not be printed due to Account Table restrictions.**

# TOWN OF YORKTOWN

## Budget Preparation Report

Fiscal Year: 2024 Period From: 1 To: 12

Account	Description	2021	2022	Original	Adjusted	2023	2024	2024	2024	Variance To
		Actual	Actual	2023 Budget	2023 Budget	Actual Per 1-12	TENTATIVE Stage	PRELIMINA Stage	FINAL Stage	TENTATIVE Stage
<b>Dept 0000</b>	.									
GI.0000.1001	REAL PROPERTY TAXES	41,400.00	47,950.00	48,150.00	48,150.00	48,150.00	48,150.00	48,150.00	48,150.00	0.00%
GI.0000.1002	APPR FUND BALANCE	0.00	0.00	1,000.00	1,000.00	0.00	500.00	500.00	500.00	-50.00%
GI.0000.2401	INTEREST EARNINGS	113.87	792.49	100.00	100.00	1,143.52	600.00	600.00	600.00	500.00%
<b>Total Dept 0000</b>	.	<b>(41,513.87)</b>	<b>(48,742.49)</b>	<b>(49,250.00)</b>	<b>(49,250.00)</b>	<b>(49,293.52)</b>	<b>(49,250.00)</b>	<b>(49,250.00)</b>	<b>(49,250.00)</b>	<b>0.00%</b>
<b>Grand Total</b>		<b>(41,513.87)</b>	<b>(48,742.49)</b>	<b>(49,250.00)</b>	<b>(49,250.00)</b>	<b>(49,293.52)</b>	<b>(49,250.00)</b>	<b>(49,250.00)</b>	<b>(49,250.00)</b>	<b>0.00%</b>

**NOTE: One or more accounts may not be printed due to Account Table restrictions.**

# TOWN OF YORKTOWN

## Budget Preparation Report

Fiscal Year: 2024 Period From: 1 To: 12

Account	Description	2021 Actual	2022 Actual	Original 2023 Budget	Adjusted 2023 Budget	2023 Actual Per 1-12	2024 TENTATIVE Stage	2024 PRELIMINA Stage	2024 FINAL Stage	Variance To TENTATIVE Stage
<b>Dept 9700</b>	<b>DEBT SERVICES</b>									
GI.9700.0490	PROF SERVICES	249.02	0.00	300.00	300.00	249.02	300.00	300.00	300.00	0.00%
<b>Total Dept 9700</b>	<b>DEBT SERVICES</b>	<b>249.02</b>	<b>0.00</b>	<b>300.00</b>	<b>300.00</b>	<b>249.02</b>	<b>300.00</b>	<b>300.00</b>	<b>300.00</b>	<b>0.00%</b>
<b>Dept 9730</b>	<b>BOND ANTICIPATION NOTES</b>									
GI.9730.0610	PRINCIPAL	30,750.00	30,750.00	30,750.00	30,750.00	0.00	30,750.00	30,750.00	30,750.00	0.00%
GI.9730.0710	INTEREST	2,356.38	1,849.37	10,200.00	10,200.00	0.00	8,665.00	8,665.00	8,665.00	-15.05%
<b>Total Dept 9730</b>	<b>BOND ANTICIPATION NOTES</b>	<b>33,106.38</b>	<b>32,599.37</b>	<b>40,950.00</b>	<b>40,950.00</b>	<b>0.00</b>	<b>39,415.00</b>	<b>39,415.00</b>	<b>39,415.00</b>	<b>-3.75%</b>
<b>Dept 9901</b>	<b>TRANSFERS TO OTHER FUNDS</b>									
GI.9901.0904	TRANSFER TO YS	5,000.00	7,500.00	8,000.00	8,000.00	0.00	9,535.00	9,535.00	9,535.00	19.19%
<b>Total Dept 9901</b>	<b>TRANSFERS TO OTHER FUNDS</b>	<b>5,000.00</b>	<b>7,500.00</b>	<b>8,000.00</b>	<b>8,000.00</b>	<b>0.00</b>	<b>9,535.00</b>	<b>9,535.00</b>	<b>9,535.00</b>	<b>19.19%</b>
<b>Grand Total</b>		<b>38,355.40</b>	<b>40,099.37</b>	<b>49,250.00</b>	<b>49,250.00</b>	<b>249.02</b>	<b>49,250.00</b>	<b>49,250.00</b>	<b>49,250.00</b>	<b>0.00%</b>

**NOTE: One or more accounts may not be printed due to Account Table restrictions.**

# TOWN OF YORKTOWN Budget Preparation Report

Fiscal Year: 2024 Period From: 1 To: 12

Prepared By: RACHEL

Account	Description	2021	2022	Original	Adjusted	2023	2024	2024	2024	Variance To
		Actual	Actual	2023 Budget	2023 Budget	Actual Per 1-12	TENTATIVE Stage	PRELIMINA Stage	FINAL Stage	TENTATIVE Stage
<b>Dept 0000</b>	.									
GJ.0000.1001	REAL PROPERTY TAXES	3,350.00	5,850.00	6,000.00	6,000.00	6,000.00	6,000.00	6,000.00	6,000.00	0.00%
GJ.0000.1002	APPR FUND BALANCE	0.00	0.00	5,250.00	5,250.00	0.00	3,750.00	3,750.00	3,750.00	-28.57%
GJ.0000.2401	INTEREST EARNINGS	375.39	1,831.17	250.00	250.00	3,303.55	1,750.00	1,750.00	1,750.00	600.00%
GJ.0000.2770	MISCELLANEOUS	0.00	6,209.44	0.00	0.00	0.00	0.00	0.00	0.00	0.00%
<b>Total Dept 0000</b>	.	<b>(3,725.39)</b>	<b>(13,890.61)</b>	<b>(11,500.00)</b>	<b>(11,500.00)</b>	<b>(9,303.55)</b>	<b>(11,500.00)</b>	<b>(11,500.00)</b>	<b>(11,500.00)</b>	<b>0.00%</b>
<b>Grand Total</b>		<b>(3,725.39)</b>	<b>(13,890.61)</b>	<b>(11,500.00)</b>	<b>(11,500.00)</b>	<b>(9,303.55)</b>	<b>(11,500.00)</b>	<b>(11,500.00)</b>	<b>(11,500.00)</b>	<b>0.00%</b>

NOTE: One or more accounts may not be printed due to Account Table restrictions.



# TOWN OF YORKTOWN Budget Preparation Report

Fiscal Year: 2024 Period From: 1 To: 12

Account	Description	2021	2022	Original	Adjusted	2023	2024	2024	2024	Variance To
		Actual	Actual	2023 Budget	2023 Budget	Actual Per 1-12	TENTATIVE Stage	PRELIMINA Stage	FINAL Stage	TENTATIVE Stage
<b>Dept 8130</b>	<b>SEWAGE TREATMENT</b>									
GJ.8130.0421	ALARM MAINTENANCE	1,042.20	1,078.20	0.00	1,100.00	1,078.20	0.00	0.00	0.00	0.00%
GJ.8130.0462	MNT&RPR PUMP STATION	300.28	5,426.49	0.00	7,500.00	0.00	0.00	0.00	0.00	0.00%
<b>Total Dept 8130</b>	<b>SEWAGE TREATMENT</b>	<b>1,342.48</b>	<b>6,504.69</b>	<b>0.00</b>	<b>8,600.00</b>	<b>1,078.20</b>	<b>0.00</b>	<b>0.00</b>	<b>0.00</b>	<b>0.00%</b>
<b>Dept 9901</b>	<b>TRANSFERS TO OTHER FUNDS</b>									
GJ.9901.0904	TRANSFER TO YS	5,000.00	7,500.00	11,500.00	2,900.00	0.00	11,500.00	11,500.00	11,500.00	0.00%
<b>Total Dept 9901</b>	<b>TRANSFERS TO OTHER FUNDS</b>	<b>5,000.00</b>	<b>7,500.00</b>	<b>11,500.00</b>	<b>2,900.00</b>	<b>0.00</b>	<b>11,500.00</b>	<b>11,500.00</b>	<b>11,500.00</b>	<b>0.00%</b>
<b>Grand Total</b>		<b>6,342.48</b>	<b>14,004.69</b>	<b>11,500.00</b>	<b>11,500.00</b>	<b>1,078.20</b>	<b>11,500.00</b>	<b>11,500.00</b>	<b>11,500.00</b>	<b>0.00%</b>

NOTE: One or more accounts may not be printed due to Account Table restrictions.

# TOWN OF YORKTOWN

## Budget Preparation Report

Fiscal Year: 2024 Period From: 1 To: 12

Account	Description	2021	2022	Original	Adjusted	2023	2024	2024	2024	Variance To
		Actual	Actual	2023 Budget	2023 Budget	Actual Per 1-12	TENTATIVE Stage	PRELIMINA Stage	FINAL Stage	TENTATIVE Stage
<b>Dept 0000</b>	.									
OS.0000.1001	TAXES	44,500.00	44,550.00	44,950.00	44,950.00	44,950.00	43,250.00	43,250.00	43,250.00	-3.78%
OS.0000.1002	APPROPRIATED FUND BALANCE	0.00	0.00	12,250.00	12,250.00	0.00	12,250.00	12,250.00	12,250.00	0.00%
OS.0000.2401	INTEREST EARNINGS	404.63	1,965.15	300.00	300.00	3,727.31	2,000.00	2,000.00	2,000.00	566.67%
<b>Total Dept 0000</b>	.	<b>(44,904.63)</b>	<b>(46,515.15)</b>	<b>(57,500.00)</b>	<b>(57,500.00)</b>	<b>(48,677.31)</b>	<b>(57,500.00)</b>	<b>(57,500.00)</b>	<b>(57,500.00)</b>	<b>0.00%</b>
<b>Grand Total</b>		<b>(44,904.63)</b>	<b>(46,515.15)</b>	<b>(57,500.00)</b>	<b>(57,500.00)</b>	<b>(48,677.31)</b>	<b>(57,500.00)</b>	<b>(57,500.00)</b>	<b>(57,500.00)</b>	<b>0.00%</b>

**NOTE: One or more accounts may not be printed due to Account Table restrictions.**

# TOWN OF YORKTOWN

## Budget Preparation Report

Fiscal Year: 2024 Period From: 1 To: 12

Account	Description	2021	2022	Original	Adjusted	2023	2024	2024	2024	Variance To
		Actual	Actual	2023 Budget	2023 Budget	Actual Per 1-12	TENTATIVE Stage	PRELIMINA Stage	FINAL Stage	TENTATIVE Stage
<b>Dept 8130</b>	<b>SEWAGE TREATMENT</b>									
OS.8130.0200	EQUIPMENT	0.00	4,286.50	0.00	0.00	0.00	0.00	0.00	0.00	0.00%
OS.8130.0406	TELECOMMUNICATIONS	390.40	389.34	0.00	500.00	396.93	0.00	0.00	0.00	0.00%
OS.8130.0407	ELECTRICITY	12,481.70	4,967.33	0.00	10,000.00	5,805.00	0.00	0.00	0.00	0.00%
OS.8130.0461	MAIN REP ROAD	4,005.00	0.00	0.00	7,000.00	3,189.69	0.00	0.00	0.00	0.00%
OS.8130.0462	MNT&RPR PUMP STATION	2,518.42	9,195.38	0.00	8,000.01	7,745.00	0.00	0.00	0.00	0.00%
OS.8130.0490	PROF SERVICES	0.00	0.00	0.00	7,500.00	0.00	0.00	0.00	0.00	0.00%
<b>Total Dept 8130</b>	<b>SEWAGE TREATMENT</b>	<b>19,395.52</b>	<b>18,838.55</b>	<b>0.00</b>	<b>33,000.01</b>	<b>17,136.62</b>	<b>0.00</b>	<b>0.00</b>	<b>0.00</b>	<b>0.00%</b>
<b>Dept 9901</b>	<b>TRANSFERS TO OTHER FUNDS</b>									
OS.9901.0903	TRANSFER TO GENERAL FUND	3,525.00	0.00	0.00	0.00	0.00	0.00	0.00	0.00	0.00%
OS.9901.0904	TRANSFER TO YS	18,750.00	25,000.00	57,500.00	24,500.00	0.00	57,500.00	57,500.00	57,500.00	0.00%
<b>Total Dept 9901</b>	<b>TRANSFERS TO OTHER FUNDS</b>	<b>22,275.00</b>	<b>25,000.00</b>	<b>57,500.00</b>	<b>24,500.00</b>	<b>0.00</b>	<b>57,500.00</b>	<b>57,500.00</b>	<b>57,500.00</b>	<b>0.00%</b>
<b>Grand Total</b>		<b>41,670.52</b>	<b>43,838.55</b>	<b>57,500.00</b>	<b>57,500.01</b>	<b>17,136.62</b>	<b>57,500.00</b>	<b>57,500.00</b>	<b>57,500.00</b>	<b>0.00%</b>

**NOTE: One or more accounts may not be printed due to Account Table restrictions.**

# TOWN OF YORKTOWN

## Budget Preparation Report

Fiscal Year: 2024 Period From: 1 To: 12

Account	Description	2021	2022	Original	Adjusted	2023	2024	2024	2024	Variance To
		Actual	Actual	2023 Budget	2023 Budget	Actual Per 1-12	TENTATIVE Stage	PRELIMINA Stage	FINAL Stage	TENTATIVE Stage
<b>Dept 0000</b>	.									
YS.0000.1001	TAXES	2,354,287.00	2,271,439.00	2,118,474.00	2,118,474.00	2,118,474.00	2,131,421.00	2,131,421.00	2,131,421.00	0.61%
YS.0000.1002	APPROPRIATED FUND BALANCE	0.00	0.00	150,000.00	414,800.34	0.00	100,000.00	100,000.00	100,000.00	-33.33%
YS.0000.1081	PAYMENTS IN LIEU OF TAXES	0.00	95,000.00	99,000.00	99,000.00	99,211.00	101,007.00	101,007.00	101,007.00	2.03%
YS.0000.2120	SEWER RENTS	530,852.39	528,338.13	450,000.00	450,000.00	431,592.14	475,000.00	475,000.00	475,000.00	5.56%
YS.0000.2148	PENALTY ON WATER/SEWER	20,818.61	24,408.49	26,500.00	26,500.00	21,728.72	27,500.00	27,500.00	27,500.00	3.77%
YS.0000.2401	INTEREST EARNING	9,000.81	43,759.54	9,500.00	9,500.00	76,917.01	75,000.00	75,000.00	75,000.00	689.47%
YS.0000.2401.0001	CAPITAL INTEREST EARNINGS..	3,246.56	1,527.27	1,500.00	1,500.00	43.07	75.00	75.00	75.00	-95.00%
YS.0000.2680	INSURANCE RECOVERY	0.00	0.00	0.00	0.00	2,090.79	0.00	0.00	0.00	0.00%
YS.0000.2770	MISCELLANEOUS	0.00	0.00	12,280.00	12,280.00	0.00	0.00	0.00	0.00	-100.00%
YS.0000.3501	NYSDEP EXP REIMB	832,357.51	926,775.21	900,000.00	900,000.00	896,038.93	925,000.00	925,000.00	925,000.00	2.78%
YS.0000.3510	FEMA STATE AID	0.00	4,535.40	0.00	0.00	0.00	0.00	0.00	0.00	0.00%
YS.0000.4510	FEMA FEDERAL AID	0.00	40,818.68	0.00	0.00	2,896.00	0.00	0.00	0.00	0.00%
YS.0000.5031	TRANSFER IN..INTERFUND TRANSFER	142,500.00	208,250.00	381,100.00	381,100.00	0.00	387,375.00	387,375.00	387,375.00	1.65%
<b>Total Dept 0000</b>	.	<b>(3,893,062.88)</b>	<b>(4,144,851.72)</b>	<b>(4,148,354.00)</b>	<b>(4,413,154.34)</b>	<b>(3,648,991.66)</b>	<b>(4,222,378.00)</b>	<b>(4,222,378.00)</b>	<b>(4,222,378.00)</b>	<b>1.78%</b>
<b>Grand Total</b>		<b>(3,893,062.88)</b>	<b>(4,144,851.72)</b>	<b>(4,148,354.00)</b>	<b>(4,413,154.34)</b>	<b>(3,648,991.66)</b>	<b>(4,222,378.00)</b>	<b>(4,222,378.00)</b>	<b>(4,222,378.00)</b>	<b>1.78%</b>

**NOTE: One or more accounts may not be printed due to Account Table restrictions.**

# TOWN OF YORKTOWN

## Budget Preparation Report

Fiscal Year: 2024 Period From: 1 To: 12

Account	Description			Original	Adjusted	2023	2024	2024	2024	Variance To
		2021	2022	2023	2023	Actual	TENTATIVE	PRELIMINA	FINAL	TENTATIVE
		Actual	Actual	Budget	Budget	Per 1-12	Stage	Stage	Stage	Stage
<b>Dept 8130</b>	<b>SEWAGE TREATMENT</b>									
YS.8130.0101	SALARIES	651,745.58	746,253.97	793,300.00	781,466.38	749,088.99	813,650.00	813,650.00	813,650.00	2.57%
YS.8130.0105	OVERTIME	182,050.80	153,577.93	155,000.00	180,298.18	179,689.45	155,000.00	155,000.00	155,000.00	0.00%
YS.8130.0106	LONGEVITY	13,300.00	12,850.00	12,950.00	12,950.00	9,700.00	11,950.00	11,950.00	11,950.00	-7.72%
YS.8130.0108	LUMP SUM PAYMENT	16,002.95	0.00	0.00	0.00	0.00	0.00	0.00	0.00	0.00%
YS.8130.0110	TEMP HELP	0.00	0.00	0.00	4,710.00	4,710.00	3,600.00	3,600.00	3,600.00	100.00%
YS.8130.0131	STIPEND	14,769.18	19,999.98	20,000.00	20,000.00	19,230.75	20,000.00	20,000.00	20,000.00	0.00%
YS.8130.0201	EQUIPMENT	1,900.00	13,231.74	15,000.00	16,109.00	7,882.37	17,500.00	17,500.00	17,500.00	16.67%
YS.8130.0202	COMPUTER EQUIPMENT	2,488.32	3,911.56	0.00	16,184.50	5,204.28	2,600.00	2,600.00	2,600.00	100.00%
YS.8130.0401	OFFICE SUPPLIES	99.24	84.34	100.00	100.00	94.36	200.00	200.00	200.00	100.00%
YS.8130.0401.0001	SUPPLIES.INK & TONER	0.00	0.00	200.00	200.00	0.00	200.00	200.00	200.00	0.00%
YS.8130.0402	DEPT SUPPLIES	1,855.50	310.07	2,500.00	4,490.00	3,895.72	2,500.00	2,500.00	2,500.00	0.00%
YS.8130.0404	MILEAGE/TOLLS	0.00	0.00	0.00	10.00	9.48	0.00	0.00	0.00	0.00%
YS.8130.0406	TELECOMMUNICATIONS/ CABLE	4,305.50	4,451.17	4,500.00	4,500.00	4,155.11	4,500.00	4,500.00	4,500.00	0.00%
YS.8130.0406.0001	CELLULAR TELEPHONE	2,163.73	2,191.73	3,000.00	3,000.00	2,681.29	2,750.00	2,750.00	2,750.00	-8.33%
YS.8130.0407	ELECTRICITY-PLANT	147,912.61	95,088.44	120,000.00	112,476.86	101,635.11	110,000.00	110,000.00	110,000.00	-8.33%
YS.8130.0407.0002	NATURAL GAS	2,211.56	2,982.64	3,750.00	3,750.00	2,319.07	3,500.00	3,500.00	3,500.00	-6.67%
YS.8130.0407.0003	ELECTRICITY.DEP-YS UPGRADE	132,852.39	113,985.43	135,000.00	132,300.00	114,503.93	135,000.00	135,000.00	135,000.00	0.00%
YS.8130.0408	FUEL OIL	33,760.75	56,646.05	75,000.00	89,325.34	27,174.12	70,000.00	70,000.00	70,000.00	-6.67%
YS.8130.0408.0002	FUEL OIL. DEP/MICRO BLDG OIL	1,373.23	13,591.78	30,000.00	45,066.43	11,601.90	30,000.00	30,000.00	30,000.00	0.00%
YS.8130.0409	PROPANE	209.75	222.99	4,500.00	5,528.13	1,626.61	3,000.00	3,000.00	3,000.00	-33.33%
YS.8130.0412	POSTAGE	0.00	42.64	0.00	0.00	0.00	0.00	0.00	0.00	0.00%
YS.8130.0414	RENTAL EQUIPMENT	0.00	0.00	0.00	27,952.88	1,285.52	2,500.00	2,500.00	2,500.00	100.00%
YS.8130.0416	BUILDING MAINTENANCE	1,555.42	2,628.85	7,500.00	14,573.96	7,292.02	7,500.00	7,500.00	7,500.00	0.00%
YS.8130.0416.0001	BLDG MAINT.RESTROOM PAPER	0.00	393.48	1,000.00	926.76	959.39	500.00	500.00	500.00	-50.00%
YS.8130.0416.0002	BUILDING MAINTENANCE.DEP	1,380.82	0.00	1,500.00	1,733.31	1,298.12	1,500.00	1,500.00	1,500.00	0.00%

# TOWN OF YORKTOWN

## Budget Preparation Report

Fiscal Year: 2024 Period From: 1 To: 12

Account	Description	2021	2022	Original	Adjusted	2023	2024	2024	2024	Variance To
		Actual	Actual	2023 Budget	2023 Budget	Actual Per 1-12	TENTATIVE Stage	PRELIMINA Stage	FINAL Stage	TENTATIVE Stage
<b>Dept 8130</b>	<b>SEWAGE TREATMENT</b>									
YS.8130.0418	EQUIP MAINT	1,866.19	3,349.73	20,000.00	20,081.12	4,621.45	10,000.00	10,000.00	10,000.00	-50.00%
YS.8130.0418.0002	EQUIP MAINT.DEP	6,915.30	18,286.96	25,000.00	47,371.40	14,035.49	25,000.00	25,000.00	25,000.00	0.00%
YS.8130.0420	VEHICLE EXPENSE	7,737.81	11,571.83	10,000.00	17,483.83	9,860.89	10,000.00	10,000.00	10,000.00	0.00%
YS.8130.0421	ALARM SERVICE	9,749.00	10,507.00	10,000.00	10,000.00	7,676.55	10,000.00	10,000.00	10,000.00	0.00%
YS.8130.0421.0001	COMPUTER SUPPORT/SOFTWARE	12,812.49	6,928.48	15,700.00	53,257.27	12,274.79	11,500.00	11,500.00	11,500.00	-26.75%
YS.8130.0422	CONSULTANT	0.00	0.00	0.00	10,304.34	0.00	0.00	0.00	0.00	0.00%
YS.8130.0423	EMPLOYEE TRAINING	600.50	702.25	5,000.00	4,410.00	240.64	2,500.00	2,500.00	2,500.00	-50.00%
YS.8130.0434	UNIFORMS	5,313.20	6,686.06	8,750.00	12,292.40	6,392.13	8,750.00	8,750.00	8,750.00	0.00%
YS.8130.0440	AUDIT FEES	6,245.00	8,500.00	12,500.00	12,500.00	12,500.00	13,500.00	13,500.00	13,500.00	8.00%
YS.8130.0449	ANALYSIS	3,495.00	18,795.00	20,000.00	28,610.00	8,559.00	20,000.00	20,000.00	20,000.00	0.00%
YS.8130.0450	WATER PURCHASE	3,360.85	1,242.54	5,000.00	5,000.00	462.41	3,000.00	3,000.00	3,000.00	-40.00%
YS.8130.0456	CHEM SUPPLY	63,267.79	151,368.47	125,000.00	286,448.12	198,860.29	165,000.00	165,000.00	165,000.00	32.00%
YS.8130.0456.0001	CHEM SUPP PLA.DEP	65,879.50	72,669.69	80,000.00	75,403.02	42,542.92	80,000.00	80,000.00	80,000.00	0.00%
YS.8130.0459	INFIL. CONTR.	0.00	13,854.70	20,000.00	20,500.00	616.25	10,000.00	10,000.00	10,000.00	-50.00%
YS.8130.0460	MAINT & REPAIR	108,435.16	199,355.71	115,000.00	86,764.85	81,184.96	115,000.00	115,000.00	115,000.00	0.00%
YS.8130.0460.0002	SLUDGE REMOVAL..	156,607.60	162,245.70	225,000.00	222,150.62	112,403.64	170,000.00	170,000.00	170,000.00	-24.44%
YS.8130.0460.0003	MAINT & REPAIR.DEP	58,844.43	104,255.21	50,000.00	180,597.40	69,434.52	75,000.00	75,000.00	75,000.00	50.00%
YS.8130.0461	MAINT REP ROAD	5,921.04	9,711.00	10,000.00	25,610.50	19,457.18	10,000.00	10,000.00	10,000.00	0.00%
YS.8130.0462	MNT&RPR PUMP STATION	11,661.80	19,332.47	25,000.00	29,406.21	26,512.50	20,000.00	20,000.00	20,000.00	-20.00%
YS.8130.0463	FEES	10,781.00	12,056.00	12,500.00	5,151.73	9,919.73	12,500.00	12,500.00	12,500.00	0.00%
YS.8130.0467	INSURANCE	93,665.06	86,295.50	92,500.00	92,500.00	92,490.24	98,750.00	98,750.00	98,750.00	6.76%
YS.8130.0470	GASOLINE	12,484.74	18,308.88	15,000.00	16,005.19	8,838.62	10,000.00	10,000.00	10,000.00	-33.33%
YS.8130.0470.0001	DIESEL FUEL..	4,408.77	2,976.52	5,000.00	12,950.00	9,333.49	7,500.00	7,500.00	7,500.00	50.00%
YS.8130.0479.0001	SPECIAL PROJECTS.DEP	0.00	0.00	0.00	967,176.00	967,176.00	0.00	0.00	0.00	0.00%
YS.8130.0490	PROF SERVICES	44,080.25	19,484.40	0.00	299,919.75	0.00	0.00	0.00	0.00	0.00%
YS.8130.0490.0001	PROF SERVICES.DEP	0.00	0.00	0.00	9,500.00	0.00	0.00	0.00	0.00	0.00%

# TOWN OF YORKTOWN

## Budget Preparation Report

Fiscal Year: 2024 Period From: 1 To: 12

Account	Description	2021	2022	Original	Adjusted	2023	2024	2024	2024	Variance To
		Actual	Actual	2023 Budget	2023 Budget	Actual Per 1-12	TENTATIVE Stage	PRELIMINA Stage	FINAL Stage	TENTATIVE Stage
<b>Dept 8130</b>	<b>SEWAGE TREATMENT</b>									
YS.8130.0810	MEDICAL INSURANCE	167,002.05	188,793.48	221,150.00	221,150.00	212,464.48	246,000.00	246,000.00	246,000.00	11.24%
YS.8130.0811	DENTAL INSURANCE	11,113.17	10,912.05	12,150.00	12,150.00	10,796.32	12,150.00	12,150.00	12,150.00	0.00%
YS.8130.0812	VISION INSURANCE	2,631.30	3,141.45	3,550.00	3,550.00	3,168.30	3,550.00	3,550.00	3,550.00	0.00%
<b>Total Dept 8130</b>	<b>SEWAGE TREATMENT</b>	<b>2,086,816.33</b>	<b>2,403,775.87</b>	<b>2,528,600.00</b>	<b>4,265,895.48</b>	<b>3,197,860.38</b>	<b>2,547,650.00</b>	<b>2,547,650.00</b>	<b>2,547,650.00</b>	<b>0.75%</b>
<b>Dept 9000</b>	<b>EMPLOYEE BENEFITS</b>									
YS.9000.0108	MEDICAL LUMP SUM	1,875.00	0.00	0.00	0.00	0.00	0.00	0.00	0.00	0.00%
YS.9000.0800	FICA/MEDICARE	58,109.47	66,509.18	72,550.00	72,550.00	68,100.65	75,025.00	75,025.00	75,025.00	3.41%
YS.9000.0801	MTA TAX	2,582.86	2,955.87	3,225.00	3,225.00	3,026.62	3,350.00	3,350.00	3,350.00	3.88%
YS.9000.0810	RETIREE MEDICAL	34,208.16	77,840.26	90,800.00	90,800.00	80,073.70	135,750.00	135,750.00	135,750.00	49.50%
YS.9000.0811	STATE RETIREMENT	136,753.00	119,143.00	167,350.00	167,350.00	0.00	175,250.00	175,250.00	175,250.00	4.72%
YS.9000.0813	WORKERS COMPENSATION	8,436.99	9,292.40	11,250.00	11,250.00	9,223.41	11,275.00	11,275.00	11,275.00	0.22%
YS.9000.0815	EMPLOYEE ASSIST PRGRM	196.80	250.90	250.00	250.00	243.93	250.00	250.00	250.00	0.00%
<b>Total Dept 9000</b>	<b>EMPLOYEE BENEFITS</b>	<b>242,162.28</b>	<b>275,991.61</b>	<b>345,425.00</b>	<b>345,425.00</b>	<b>160,668.31</b>	<b>400,900.00</b>	<b>400,900.00</b>	<b>400,900.00</b>	<b>16.06%</b>
<b>Dept 9700</b>	<b>DEBT SERVICES</b>									
YS.9700.0490	PROF SERVICES	20,383.16	19,283.07	18,158.00	18,158.00	18,157.41	17,000.00	17,000.00	17,000.00	-6.38%
<b>Total Dept 9700</b>	<b>DEBT SERVICES</b>	<b>20,383.16</b>	<b>19,283.07</b>	<b>18,158.00</b>	<b>18,158.00</b>	<b>18,157.41</b>	<b>17,000.00</b>	<b>17,000.00</b>	<b>17,000.00</b>	<b>-6.38%</b>
<b>Dept 9710</b>	<b>SERIAL BONDS</b>									
YS.9710.0610.0004	2004B EFC BOND PRINCIPAL..	44,075.00	45,150.00	45,150.00	45,150.00	45,150.00	47,300.00	47,300.00	47,300.00	4.76%
YS.9710.0610.0007	2007D BOND PRINCIPAL..	385,000.00	395,000.00	405,000.00	405,000.00	405,000.00	415,000.00	415,000.00	415,000.00	2.47%
YS.9710.0710.0004	2004B EFC BOND INTEREST..	10,792.63	9,820.51	9,197.00	9,197.00	3,609.84	7,745.00	7,745.00	7,745.00	-15.79%
YS.9710.0710.0007	2007D AMONIA REMOVAL BOND INT..	124,495.66	141,891.41	133,824.00	133,824.00	133,823.76	125,033.00	125,033.00	125,033.00	-6.57%
<b>Total Dept 9710</b>	<b>SERIAL BONDS</b>	<b>564,363.29</b>	<b>591,861.92</b>	<b>593,171.00</b>	<b>593,171.00</b>	<b>587,583.60</b>	<b>595,078.00</b>	<b>595,078.00</b>	<b>595,078.00</b>	<b>0.32%</b>
<b>Dept 9901</b>	<b>TRANSFERS TO OTHER FUNDS</b>									
YS.9901.0900	TRANSFER TO WORKERS COMP SELF	685.00	0.00	0.00	19,127.91	19,127.91	0.00	0.00	0.00	0.00%

# TOWN OF YORKTOWN


## Budget Preparation Report

Fiscal Year: 2024 Period From: 1 To: 12

Account	Description	2021	2022	Original	Adjusted	2023	2024	2024	2024	Variance To
		Actual	Actual	2023 Budget	2023 Budget	Actual Per 1-12	TENTATIVE Stage	PRELIMINA Stage	FINAL Stage	TENTATIVE Stage
<b>Dept 9901</b>	<b>TRANSFERS TO OTHER FUNDS</b>									
YS.9901.0902	TRANSFER TO HIGHWAY	8,725.00	13,000.00	13,000.00	13,000.00	0.00	11,750.00	11,750.00	11,750.00	-9.62%
YS.9901.0903	TRANSFER TO GENERAL FUND	0.00	649,150.00	650,000.00	650,000.00	0.00	650,000.00	650,000.00	650,000.00	0.00%
YS.9901.0904	TRANSFER TO GF	569,205.00	0.00	0.00	0.00	0.00	0.00	0.00	0.00	0.00%
<b>Total Dept 9901</b>	<b>TRANSFERS TO OTHER FUNDS</b>	<b>578,615.00</b>	<b>662,150.00</b>	<b>663,000.00</b>	<b>682,127.91</b>	<b>19,127.91</b>	<b>661,750.00</b>	<b>661,750.00</b>	<b>661,750.00</b>	<b>-0.19%</b>
<b>Dept 9950</b>	<b>TRNSFR TO CAPITAL PROJECTS FND</b>									
YS.9950.0900	TRANSFER TO CAPITAL PROJECTS	227,752.36	0.00	0.00	0.00	0.00	0.00	0.00	0.00	0.00%
<b>Total Dept 9950</b>	<b>TRNSFR TO CAPITAL PROJECTS FND</b>	<b>227,752.36</b>	<b>0.00</b>	<b>0.00</b>	<b>0.00</b>	<b>0.00</b>	<b>0.00</b>	<b>0.00</b>	<b>0.00</b>	<b>0.00%</b>
<b>Grand Total</b>		<b>3,720,092.42</b>	<b>3,953,062.47</b>	<b>4,148,354.00</b>	<b>5,904,777.39</b>	<b>3,983,397.61</b>	<b>4,222,378.00</b>	<b>4,222,378.00</b>	<b>4,222,378.00</b>	<b>1.78%</b>

**NOTE: One or more accounts may not be printed due to Account Table restrictions.**





## DEBT SERVICE

The following section contains the Town's schedule of principal and interest payments for Bond Anticipation Notes (BAN) and Serial Bonds. The debt the Town has is attributable to the purchase, construction, or improvement of Town assets.

**TOWN OF YORKTOWN  
SCHEDULE OF BOND ANTICIPATION NOTE INDEBTEDNESS  
FYE DECEMBER 31, 2024**

DESCRIPTION	2022-2023 BAN Amount	2023 Payment	2023 Interest	2023-2024 BAN Amount	2024 Payment	2024 Interest	2024-2025 BAN Amount
<b>BAN I</b>							
<b>Sewer Districts</b>							
Overlook Sewer	528,000	65,000	26,400	463,000	65,000	26,400	398,000
Suncrest Sewer	338,000	31,500	16,900	306,500	31,500	16,900	275,000
Gomer Sewer	204,000	30,750	10,200	173,250	30,750	10,200	142,500
<b>Total Bond Anticipation Note I</b>	<b>1,070,000</b>	<b>127,250</b>	<b>53,500</b>	<b>942,750</b>	<b>127,250</b>	<b>53,500</b>	<b>815,500</b>
<b>BAN III</b>							
Water Meter Replacement	1,811,000	182,500	66,102	1,628,500	182,500	54,750	1,446,000
<b>Grand Total Bond Anticipation Notes</b>	<b>2,881,000</b>	<b>309,750</b>	<b>119,602</b>	<b>2,571,250</b>	<b>309,750</b>	<b>108,250</b>	<b>2,261,500</b>


**TOWN OF YORKTOWN  
BOND DEBT SCHEDULE  
2024 - 2028**

Description		2024 Prin	2024 Int	2025 Prin	2025 Int	2026 Prin	2026 Int	2027 Prin	2027 Int	2028 Prin	2028 Int
2002A/2012B	Mohegan West / Bonnie & Jill	15,000	1,568	15,000	1,223	15,000	879	15,000	565	15,000	367
2003C/2012B/2023A	Mohegan East / Mohegan West / Hunterbrook	285,000	19,332	300,000	2,706	165,000	(959)	175,000	9,449	180,000	4,357
2014B (was 2004B)	Mohegan East / Oakside / Infiltration	220,000	36,022	230,000	31,021	235,000	26,341	240,000	20,988	250,000	15,610
2007D/2015D	Ammonia Removal	415,000	125,032	420,000	116,177	430,000	109,860	440,000	108,444	450,000	95,373
<b>Totals</b>		<b>935,000</b>	<b>181,953</b>	<b>965,000</b>	<b>151,127</b>	<b>845,000</b>	<b>136,122</b>	<b>870,000</b>	<b>139,446</b>	<b>895,000</b>	<b>115,707</b>

The Town's debt payments are budgeted in each fund's operating budget under section 9710.

**TOWN OF YORKTOWN  
SCHEDULE OF SERIAL BOND INDEBTEDNESS  
FYE DECEMBER 31, 2024**

Description	Fund	Sale Date	Amount Borrowed	Year of Maturity	Principal Outstanding 12/31/2023	2024 Principal Payments	2024 Interest Payments	Principal Outstanding 12/31/2024
Clover Road Sewer		1996/2011	260,000	2016	0	0	0	0
Mohegan East/West Sewers		1996/2003C/2012B	3,022,800	2025	275,000	135,000	1,806	140,000
Hunterbrook Sewers		2003C/2012B/2023A	3,689,195	2030	1,215,000	150,000	17,525	1,065,000
Bonnie & Jill Sewers		2002A/2012B	235,000	2021	0	0	0	0
Mohegan West Sewers		2002A/2012B	435,800	2031	120,000	15,000	1,568	105,000
Inflow/Infiltration	YS	2004/2014B	1,279,397	2033	531,875	47,300	7,745	484,575
Mohegan East		2004/2014B	3,205,669	2033	1,408,250	118,360	19,380	1,289,890
Oakside		2004/2014B	1,475,704	2033	609,875	54,340	8,897	555,535
Treatment Plant Ammonia Removal	YS	2007	11,995,329	2037	6,720,000	415,000	125,032	6,305,000
<b>Grand Total Serial Bonds</b>			<b>25,598,894</b>		<b>10,880,000</b>	<b>935,000</b>	<b>181,953</b>	<b>9,945,000</b>



## MASTER FEE SCHEDULE

The Town Board shall establish, by resolution, a Master Fee Schedule setting forth the fees to be charged to applicants in connection with the review of all land development applications, permit/license/use fees and recreational use fees made pursuant to the laws of the Town of Yorktown in effect on the date of the adoption of this chapter. After the holding of a public hearing, the Master Fee Schedule may be amended from time to time.

## TOWN OF YORKTOWN MASTER FEE SCHEDULE

REFERENCE	TOWN CODE SECTION	DESCRIPTION	2023-2024 ACTUAL
<b>GENERAL</b>			
<b>Copies</b>		8 1/2" x 11" (standard) or Legal size	\$0.25 per page
		11" x 17" Ledger size	\$0.50 per page
		Larger	\$1.00 per sq.ft.
<b>ASSESSOR</b>			
<b>Tax Maps</b>		Small	\$5.00
		Large	\$10.00
<b>BUILDING DEPARTMENT</b>			
<b>Building Permit Fee</b>	<b>15-4 K/15-16, Town Code §15-16(E)</b>	<b>Unless otherwise stated, fees shall be charged per sq ft of construction area. [In the event that an applicant for a building permit has caused the construction work, or any part thereof, to be started prior to the issuance of the building permit required, the applicant will be charged a fee for such a permit of no less than two times the original fee.]</b>	
<b>Application Fees (Non-Refundable):</b>	<b>15-16(A)(1)(a)(1)</b>		
	<b>15-16(A)(1)(a)(2)</b>		
		Residential addition, alteration or accessory structure, up to \$2,000 total value of work	\$75.00
		Residential addition, alteration or accessory structure, over \$2,000 total value of work	\$125.00
		New single-family dwelling or multi-family per unit	\$325.00
		Non-residential addition or alteration	\$175.00
		New non-residential structure	\$375.00
<b>Building Permit - Residential (1 and 2 family) New Construction and Renovation</b>		First \$2,000 evaluation of work	\$175.00
Total valuation of work is reasonable value of work determined by the Building Inspector. Residential Cost Data or other sources will be used as a guide in determining the reasonable value of the work		For each additional \$1,000 up to \$15,000	\$13.50
		For each additional \$1,000 up to \$50,000	\$10.00
		For each additional \$1,000 thereafter	\$9.00
		If issued after construction has started or is completed, computed as above and doubled	
<b>Building Permit - Commercial (multi-family, commercial, mix use, etc) New Construction and Renovation</b>			
Total valuation of work is reasonable value of work determined by the Building Inspector. RS Means Cost Data or other sources will be used as a guide in determining the reasonable value of work		First \$2,000 valuation of work	\$200.00
		For each additional \$1,000 up to \$15,000	\$15.00
		For each additional \$1,000 up to \$50,000	\$12.00
<b>Roof Permit</b>		Includes Building Permit and Certificate of Occupancy	\$300.00
<b>Shed (Residential or Prefabricated)</b>		Includes Building Permit and Certificate of Occupancy	\$150.00

**TOWN OF YORKTOWN  
MASTER FEE SCHEDULE**

REFERENCE	TOWN CODE SECTION	DESCRIPTION	2023-2024 ACTUAL
<b>New or Existing Residential Revisions</b>		Single Family Residential, Two-Family & Multi-Family	\$75 plus cost of evaluation of construction
		Revised Plan Fee	\$75.00
<b>New or Existing Commercial Revisions</b>		Business, Commercial, Retail, Institutional	\$150 plus cost evaluation of construction
		Revised Plan Fee	\$150.00
<b>New Construction</b>		Business, Commercial, Retail, Institutional	\$1.00 per sq.ft. Based on cost evaluations
		Revised Plan Fee	\$150.00
<b>Reinspection Fee</b>		After 2nd fail or not ready	\$75.00
<b>Pool Permit</b>		Above Ground Pool	\$200.00
		In Ground Pools	\$800.00
<b>Accessory Apartment</b>	<b>300-38(C)(1)(d)</b>	Application	\$187.00
	<b>300-38(C)(1)(d)</b>	Renewal Application	\$187.00
<b>Accessory Structure</b>		Accessory Structure - up to 150 sq. ft.	\$225.00
		Accessory Structure - 150 sq. ft. or larger	\$1.75 per sq.ft.
<b>Special Use Permit</b>	<b>300-247(A):300-59E(3)</b>	Initial Application	\$625.00
	<b>300-247(A)</b>	Renewal Application	\$312.00
<b>Certificate of Occupancy</b>	<b>300-196(D)</b>		
		Current Existing Permit / Less than 3 Years Old Permit Issued after January 1, 2005	\$20.00
		Expired more than 3 years from Date of Issue	\$125.00
		Permit issued between January 1972 and December 31, 2004	\$250.00
		Permit issued between the inception of Zoning Laws and December 31, 1971	\$300.00
		Temporary Certificate of Occupancy	\$100.00
		Extension of Temporary Certificate of Occupancy	\$75.00
	<b>300-196 (E)(1)</b>	Non-Conforming Certificate of Occupancy Letter	\$300.00
	<b>175-11(B)</b>	Flood Development Permit	\$100.00

## TOWN OF YORKTOWN MASTER FEE SCHEDULE

REFERENCE	TOWN CODE SECTION	DESCRIPTION	2023-2024 ACTUAL
<b>Building Permit Renewal Fee</b>	<b>15-16C</b>	If a permit or renewal has expired, the cumulative amount of all expired years must be paid	
	<b>15-16(1)(a)</b>	12 month renewal (permits can be renewed a maximum of 2 times)	\$250 or 50% of the original fee, whichever is less
	<b>15-16F</b>	The building permit fee otherwise payable for the total valuation of the work shall be reduced by 50% of that portion of the fee attributable to the value of solar improvement	See Chart for Solar
<b>Demolition Fees</b>			
	<b>15-16A</b>	Application for Demolition Permit is submitted	
	<b>15-16A</b>	Residential addition (partial removal of building)	\$50.00
	<b>15-16A</b>	Single-family dwelling or multi-family dwelling (entire structure)	\$100.00
	<b>15-16A</b>	Non-residential addition (partial removal of building)	\$150.00
	<b>15-16A</b>	Non-residential structure (entire structure)	\$300.00
	<b>124-3</b>	Blasting Permit	\$300.00
		Blasting Permit Escrow	as required
<b>Mechanical Permit Fee - based upon the total estimated cost of work, payable upon issuance of the permit.</b>		Estimated Cost:	
	<b>15-16</b>	Up to \$1,000	\$50.00
	<b>15-16</b>	Each additional \$1,000 or fraction thereof, up to and including \$50,000	\$25.00
	<b>15-16</b>	Each additional \$1,000 or fraction thereof, up to and including \$500,000	\$10.00
<b>Plumbing Permit Fee</b>	<b>15-16</b>		\$130 First 3 fixtures \$20 for each addtl fixture
<b>Oil Tank</b>		Installation	\$100.00
		Removal	\$100.00
<b>Gas Testing</b>			\$100.00
<b>Electrical Permits</b>	<b>155-4(A)(4)</b>	Non-Residential	\$250.00
		New Building	Alt/ Add \$175.00
<b>Residential</b>		New Home	\$125.00
		All Other	\$75.00
<b>Generators</b>		Estimated Cost same as Mechanical Permit	\$50.00
<b>Alarm Applications</b>			
<b>Commercial</b>	<b>105-8A, B</b>	Initial	\$145.00
		Renewal	\$120.00



**TOWN OF YORKTOWN  
MASTER FEE SCHEDULE**

REFERENCE	TOWN CODE SECTION	DESCRIPTION	2023-2024 ACTUAL
<b>Residential</b>	<b>105-8A, B</b>	Initial	\$75.00
		Renewal	\$30.00
<b>False Alarm - Commercial</b>	<b>105-10A</b>	1st	\$0.00
		2nd	\$15.00
		3rd	\$40.00
		4th	\$75.00
		5th	\$150.00
		Each Additional	\$300.00
<b>False Alarm - Residential</b>	<b>105-10A</b>	1st	\$0.00
		2nd	\$0.00
		3rd	\$15.00
		4th	\$30.00
		5th	\$45.00
		Each Additional	\$45.00
<b>Sign Permits</b>	<b>300-193.3</b>	Commercial Sign Permit	\$75 flat fee or \$5 over sq.ft. (whichever is greater)
<b>Miscellaneous Fees</b>	<b>300-62 (I)</b>	Storage of a Commercial Vehicle On property in a residential zoning district	\$30.00
	<b>277-3(C)</b>	Outdoor Storage of Unregistered Vehicle	\$30.00
<b>Coops and attached runs for fowl</b>	<b>300-247(A), 300-81.3(C)</b>	Initial	\$75.00
		Renewal	\$35.00
<b>Tents, Canopies and Membrane Structures</b>		Erected for under 30 days	\$150 Section 2403 NYS Fire Code
	<b>Section 2403 NYS Fire Code</b>	Erected for over 30 days but not more than 180 days	\$250.00
<b>Outdoor Seating/Dining/Café (up to 12 seats)</b>	<b>300-80(12)</b>		\$5 per seat
<b>Seasonal/Exterior Sales for 90 days</b>	<b>219-13(F)</b>		\$200.00
<b>Collection Bins</b>	<b>138-5</b>		\$300 application fee deducted from permit fee
<b>Property Study Fee</b>	<b>159-7</b>		\$250.00
<b>Appeals to the Zoning Board of Appeals</b>	<b>300-247(A)</b>		\$210.00
<b>Permits with No Fees</b>	<b>15-10</b>		
		Operating Permits	\$50.00
		Fireworks	\$50.00

## TOWN OF YORKTOWN MASTER FEE SCHEDULE

REFERENCE	TOWN CODE SECTION	DESCRIPTION	2023-2024 ACTUAL
<b>ENGINEERING DEPARTMENT</b>			
<b>Wetland Permits</b>	<b>178-10(A)</b>	Wetland/Watercourse/Buffer Area (Town Engineer Action)	\$800.00
	<b>178-10(B)</b>	Renewal of Wetlands/Watercourse Buffer Area Permit (1 year)	\$150.00
<b>Stormwater Pollution Prevention Plan Permits</b>	<b>248-11</b>	MS4 Stormwater Management Permit (Town Engineer Action)	\$300.00
	<b>248-11</b>	Renewal of a MS4 Stormwater Management Permit (1 year)	\$150.00
<b>Tree Permits</b>	<b>270</b>	Tree Removal	\$0.00
<b>Sewer Permits</b>		Sewer Connection Permit	\$350.00
<b>Sewer Rates</b>	<b>240-8(D)(1)</b>	Hallocks Mill Sewage Treatment Operating District	\$1.20 per 1,000 gals.
	<b>240-8(G)</b>	Chalet Lateral Sewer Operating District	\$1.50 per 1,000 gals.
	<b>240-8(H)</b>	Shrub Oak Lateral Sewer Operating District	\$1.50 per 1,000 gals.
<b>Other Permits</b>	<b>140-10(C)</b>	Conservation Area Permit	\$525.00
	<b>300-67(C)</b>	Watershed & Water Supply Facilities	\$500 + \$1 per sq.ft. of exterior footprint of structure
<b>Inspection &amp; Monitoring Fees</b>	<b>195-37(D),195-38(D)</b>	Street Improvements and utilities	8% of cost improvements, excluding building
<b>HIGHWAY DEPARTMENT</b>			
<b>Curb Cut/Driveway Permit</b>	<b>195-39(A)</b>	(refundable after one year)	\$500.00
<b>Application/Inspection Fee</b>	<b>195-41</b>	(non-refundable)	\$250.00
<b>Street Opening Permits</b>	<b>195-41</b>	Application/Inspection Fee (non-refundable)	\$500.00
	<b>195-41</b>	Half Way Across Roadway min (refundable after five years)	\$2,500.00
	<b>195-41</b>	Full Way Across Roadway (refundable after five years)	\$5,000.00
	<b>195-41</b>	Over 50ft in length \$60.00 per foot (refundable after five years) Ex. 100 ft Long Trench	1st 50 ft -\$4,000.00 / Add'l footage \$50.00 per ft.
		First 50ft \$5,000/Additional footage \$60 per ft. (refundable after five years)	
<b>General Right of Way Permit</b>			
Permanent Structure		Permit Fee includes permit & inspection fees (non-refundable)	\$1,400.00
<b>General Right of Way</b>			
		(non refundable)	\$350.00
		Working in town's row - additional footage (non-refundable)	\$35 per sq.ft.
		Inspection Fee (non-refundable)	\$150.00
<b>Organic Waste Facility</b>		Commercial Vehicle (Residents with private landscapers)	One day pass must be purchased by resident - Fee determined by size of truck (between \$42.00 - \$140.00)

## TOWN OF YORKTOWN MASTER FEE SCHEDULE

REFERENCE	TOWN CODE SECTION	DESCRIPTION	2023-2024 ACTUAL
<b>Town Drainage - Tie In</b>		Deposit (refundable after one year)	\$1,000.00
		Fee (non-refundable)	\$300.00
		Must have certificate of insurance before permits can be issued	
		Must have Code 753/Dig Safe number before permits can be issued	
		Checks or money orders must be payable to "Town of Yorktown"	
		All cash bonds will be returned upon completion of work to the satisfaction of the Highway Superintendent	
		If the Highway Department must make repairs the total amount of the repair will be deducted from the cash bond	
<b>LEGAL REVIEW</b>			
<b>Land Use Matters</b>		<b>Fees are calculated on a per document basis.</b>	
	168-1	Legal Review of Resolutions for all Land Use Decisions	\$1,000.00
	168-1	Legal Review of Site Plan applications and related documents	\$1,000.00
	168-1	Legal Review of Subdivision applications and related documents	\$1,000.00
	168-1	Legal Review of Declarations and Easements and related documents	\$750.00
	168-1	Legal Review of Special Use Permits and related documents	\$1,250.00
	168-1	Legal Review of Deed transferring title to Town and related documents and closing on transfer	\$1,500.00
	168-1	Legal Review of all area variance applications	\$250.00
	168-1	Legal Review of all use variance applications	\$1,000.00
	168-1	Legal Review of all storm water agreements	\$1,000.00
<b>PARKS AND RECREATION</b>			
<b>Field and Rink Use</b>			
<b>Downing Pavilion or Jack Devito Gazebo</b>	213-2	Resident (only) Morning or Evening Option	\$100.00
<b>Field - Lighting (per hour fee)</b>	213-2	Town Sponsored Local Clubs	\$30.00
		In Town Club/Business	\$60.00
		Out of Town Club/Business	\$60.00
<b>Granite Knolls Pavilion (per hour)</b>			\$100.00
<b>Grass Fields (per hour)</b>	213-2	In & Out of Town Club/Business	\$100.00
<b>Seasonal Boat Rack Rental</b>		Residents (only)	\$200.00
<b>Shrub Oak Rink (per hour)</b>	213-2	Town Sponsored Local Clubs	\$25.00
		In Town Club/Business	\$75.00
	213-2	Out of Town Club/Business	\$125.00
<b>Shrub Oak Rink - Lighting (per hour)</b>		Town Sponsored Local Clubs	\$30.00
	213-2	In or Out of Town Club/Business	\$60.00
<b>Special Events Permit Fee</b>		Nonprofit	\$500.00
	213.2	For Profit	\$1,000.00

## TOWN OF YORKTOWN MASTER FEE SCHEDULE

REFERENCE	TOWN CODE SECTION	DESCRIPTION	2023-2024 ACTUAL
<b>Stage Rental Fee</b>		Town Stage Rental Fee	\$1,000.00
		Non-for-Profit Stage Service Fee (per hour)	\$50.00
		For Profit Stage Service Fee (per hour)	\$100.00
<b>Turf Fields (per hour)</b>	<b>213-2</b>	Town Sponsored Local Clubs	\$50.00
		In Town Club/Business	\$150.00
		Out of Town Club/Business	\$225.00
<b>PLANNING DEPARTMENT</b>			
<b>Residential (1 &amp; 2 family subdivision)</b>	<b>195-21</b>	Pre-Preliminary Application	\$100.00
		Application:	
	<b>195-22(A)</b>	Minor subdivision up to 5 lots, not involving any new street	\$1,080 + \$270 per lot
	<b>195-23(B)</b>	Major subdivision 6 or more lots, or any subdivision requiring any new street	\$3,600 + \$450 per lot
	<b>195-25(B)</b>	Final application (major subdivision)	\$1,080 + \$90 per lot
<b>ABACA Review</b>			
	<b>300-12(D)</b>	One family or two-family home in a subdivision	\$100 + \$100 per unit
	<b>300-12(D)</b>	Two family	\$100 + \$175 per lot \$100 + \$50 per unit (Where the same plans are used for separate sections of a project, \$30 per unit.)
<b>Multifamily (rental apartments, condominiums, cooperatives, townhouses)</b>	<b>300-12(D)</b>	General Development Fee	\$720.00 per new lot
	<b>168-1</b>	Professional Review Fee	\$1,750.00
	<b>195-16(B)</b>	Recreation	Land or \$10,000.00 per new lot
<b>Site Plan - Residential</b>			
	<b>168-1</b>	Pre-Preliminary Application	\$100.00
	<b>300-247(A)</b>	Application	\$4,500 + \$831 per unit
	<b>300-12(D)</b>	ABACA Review	\$150 + \$50 per unit
	<b>168-1</b>	Professional Review Fee	\$1,750.00
<b>Parkland/Recreation Fee for condominium &amp; cooperative apartment developments constructed pursuant to 300-22(D)</b>	<b>300-22(D)</b>		\$10,000.00 per unit in lieu of land or recreation improvement
<b>Parkland/Recreation in the R-3 Zone</b>	<b>300-21(C)(3)(a)[2][g]</b>		\$4,000.00 per unit in lieu of land or recreation improvement
<b>General Development Fee</b>	<b>195-51(A)</b>		\$720.00 per unit
<b>Site Plan – Non-residential</b>			
<b>Pre-Preliminary Application</b>	<b>168-1</b>		\$100.00
<b>Commercial &amp; Industrial</b>	<b>300-247</b>		\$3,937 + \$393 per acre
<b>Parking plan</b>	<b>300-247</b>		\$2,175 + \$281 per acre
<b>Professional Review Fee</b>	<b>168-1</b>		\$1,750.00
<b>ABACA Review</b>	<b>300-12(D)</b>		\$250 + \$200 per 1,000 sq.ft. or less, up to 10,000 sq.ft. + \$75 per add'l 1,000 sq.ft.

**TOWN OF YORKTOWN  
MASTER FEE SCHEDULE**


REFERENCE	TOWN CODE SECTION	DESCRIPTION	2023-2024 ACTUAL
<b>General Development Fee</b>	<b>195-51(B)</b>		\$0.14 per sq.ft.
<b>Site Plan Reapprovals</b>			
	<b>300-247(D)</b>	Reapproval of parking plan or site plan w/o significant alterations for which a building permit was not obtained.	1/4 current application fee
	<b>300-247(D)</b>	Amended parking plan or previously approved and constructed site plan proposed action does not require a building permit.	1/2 current application fee
	<b>300-247(D)</b>	Amended parking plan or site plan for structural changes to previously approved and constructed site plan; proposed action does require a building permit.	100% of current application fee
<b>Environmental Permit Applications</b>	<b>178-10(B)</b>	Wetland/Watercourse/Buffer Area	\$1,800.00
	<b>248-11</b>	MS4 Stormwater Management Permit	\$1,500.00
	<b>270</b>	Tree Permit	\$0.00
<b>Special Use Permits</b>	<b>Article VII Section 300-69C(9)</b>	Special Use Permit Initial	\$625.00
		Special Use Permit Renewal	\$312.00
<b>REFUSE &amp; RECYCLING</b>			
<b>“Extra” Bulk Trash Collection</b>			\$60.00
		30-gallon Biodegradable Leaf Bags	\$0.40 per bag (\$20 bundle of 50 bags)
		18-gallon Recycling Bin	\$8.00
		14-gallon Recycling Bin	\$6.00
<b>“Removal-Sticker” for appliances containing Freon</b>		Note: Freon appliances will only be picked-up & disposed of by the Refuse & Recycling Department when a paid “Removal Sticker” is on the appliance.	\$20.00 each Refrigerator or Freezer
<b>Car Tires Without Rim</b>		Note: Car tires are not picked up curbside with Bulk Trash collections. During pre-scheduled “Disposal Days” residents can bring care tires to the Refuse & Recycling Department	\$5.00 per tire disposal fee
<b>Garbage Fee</b>			
	<b>245-20A</b>	Family Unit	Based on formula of the total tax levy divided by the number of units in refuse district
	<b>245-20A</b>	Condo	Based on formula of the total tax levy divided by the number of units in refuse district
<b>TOWN CLERK</b>			
<b>Dogs</b>	<b>115-33</b>	Spayed/Neutered	\$12.50
		Unspayed/Unneutered	\$19.50
		Replacement License Tag	\$3.00
		1st Dog Redemption	\$25.00
		2nd Dog Redemption	\$50.00

**TOWN OF YORKTOWN  
MASTER FEE SCHEDULE**

REFERENCE	TOWN CODE SECTION	DESCRIPTION	2023-2024 ACTUAL
		\$1.00 for altered dogs NYS AGM Law §110 (3) \$3.00 for non-altered dogs NYS AGM Law §110 (3)	
<b>Peddler Licenses</b>	<b>219-7</b>	Yearly Peddler	\$500.00
		Foot Peddler	\$150.00
		Seasonal Peddler	\$120.00
<b>Town Permits/Licenses</b>	<b>300-247</b>	Gasoline Special Use Permit	\$1,500.00
	<b>Article VII</b>	Special Use Permit	\$625.00
		Special Use Permit Renewal	\$312.00
	<b>171-6</b>	Filming Administration Permit	\$250.00
	<b>171-6</b>	Filming Formal Permit	\$500.00
	<b>245-7</b>	Garbage License	\$2,000.00
	<b>245-7</b>	Garbage License Renewal	\$1,000.00
<b>Environmental Permit Applications</b>	<b>178-10(B)</b>	Wetland/Watercourse/Buffer Area	\$1,800.00
	<b>248-11</b>	MS4 Stormwater Management Permit	\$1,500.00
<b>Tree Permit</b>	<b>270</b>		\$0.00
<b>Rezoning Applications</b>	<b>168-1</b>	Application Fee	\$100 per acre not less than \$500 or greater than \$3,500
	<b>168-1</b>	Professional Review Fee	\$1,750.00
<b>Event Permit</b>			\$25.00
<b>Event Fee</b>		An event fee of 50% of Town workforce expenses or \$1,000 per day charge at the discretion of the Chief of Police, for events that require a street closure permit or a Police presence or at the recommendation of the Chief of Police. Excluded are: Memorial Day Parade, Veteran's Day Parade, Yorktown Fireman's Parade, Yorktown Grange Tractor Parade & Carnival, Halloween Parade, Summer Concert Series, Holiday Lights Parade, New Year's Eve Ball Drop and Yorktown Street Fair	
<b>YCCC</b>			
<b>Room Rentals (hourly rates)</b>			
<b>Room 26 (645 sq ft)</b>		Non-profit	\$23.00
		For-profit	\$39.00
<b>Room 209 (600 sq ft)</b>		Non-profit	\$23.00
		For-profit	\$39.00
<b>Room 16 (1,264 sq ft)</b>		Non-profit	\$39.00
		For-profit	\$67.00
<b>Room 104 (640 sq ft)</b>		Non-profit	\$23.00
		For-profit	\$39.00

**TOWN OF YORKTOWN  
MASTER FEE SCHEDULE**

REFERENCE	TOWN CODE SECTION	DESCRIPTION	2023-2024 ACTUAL	
<b>Nutrition Center (2,160 sq ft)</b>		Non-profit		\$39.00
		For-profit		\$67.00
<b>Gym (4,000 sq ft)</b>		Non-profit		\$39.00
		For-profit		\$67.00
<b>WATER DEPARTMENT</b>				
<b>Emergency maintenance for privately-owned complexes:</b>	<b>280-10E</b>			\$350.00 per request
<b>Meter pit component prices:</b>	<b>280-15D(7)-(8)</b>	3/4" yoke		As Per Town Bid
	<b>280-15D(7)-(8)</b>	1" yoke		As Per Town Bid
	<b>280-15D(7)-(8)</b>	4' high plastic pit		As Per Town Bid
	<b>280-15D(7)-(8)</b>	Rim, collar & lid		As Per Town Bid
<b>Meter testing (up to and including 1" meters):</b>	<b>280-17B</b>			\$300.00 per request
<b>Customer request to discontinue service:</b>	<b>280-19E(1)</b>	If determined that the water meter is in need of replacement		\$275.00
<b>Temporary water usage permit:</b>	<b>280-21C(1)</b>	Installation/removal of apparatus		\$100.00
	<b>280-21C(2)</b>	Deposit to cover estimated water usage		\$250.00
	<b>280-21C(3)</b>	Deposit for loaned apparatus		\$250.00
<b>Water main extension w/o existing water district</b>	<b>280-30B(1)</b>			\$10,000 per dwelling unit to be serviced
<b>Service Line Connections (residential &amp; commercial)</b>	<b>280-31A(1)</b>	Size:	<b><u>In-District</u></b>	<b><u>Out-of-District</u></b>
	<b>280-31A(1)</b>	3/4"	\$750	\$10,000
	<b>280-31A(1)</b>	1"	\$750	\$10,000
	<b>280-31A(1)</b>	1 1/4"	\$2,100	\$10,000
	<b>280-31A(1)</b>	1 1/2"	\$2,400	\$10,000
	<b>280-31A(1)</b>	2"	\$2,700	\$10,000
	<b>280-31A(1)</b>	4"	\$3,000	\$10,000
	<b>280-31A(1)</b>	6"	\$3,300	\$10,000
	<b>280-31A(1)</b>	8"	\$3,600	\$10,000
<b>Meters</b>	<b>280-31C(1)</b>	5/8"x3/4", 1" and Smartpoint radio for meters (all sizes)		As Per Town Bid
	<b>280-31G(1)-(3)</b>	Turn on / Turn off		\$50.00
	<b>280-31G(1)-(3)</b>	Beginning/Restoring water service		\$50.00
	<b>280-31H</b>	Final reading		\$45.00
<b>Cross Connection</b>	<b>280-31K(1)(a)</b>	Per device to review plans		\$110.00



## CAPITAL PLAN

The mission of a capital plan is to maintain and improve a local government's capital assets over time. It is a blueprint that defines major projects that the Town hopes to undertake and complete over the next five years in addition to the purchase of vehicles and equipment that have greater than a five-year life span. The Planning process includes “must do” projects such as road and bridge repairs as well as the “it would be nice to have” projects such as a new park and / or recreational facilities

This process is based on:

Departmental priorities – Department Heads have the greatest familiarity with their particular capital projects and needs. Asset condition data and the subject matter expertise of the department head need to be taken into consideration.

Departments create project lists that reflect the urgency of needs from an operational perspective.

Fiscal Priorities – This focus is on factors such as the impact projects will have on affordability measures, debt service costs, capital reserve funds, cash flow and operating costs once the project is completed. Funding sources need to be verified and the timing of project costs must be examined.

Executive priorities – The Town Board needs to effectively prioritize all projects and purchases over time so that capital costs fit within fiscal and budgetary constraints

The process prioritizes and ranks projects in order of importance so the Town Board can evaluate requests. The nature and importance of individual projects dictate which must be accomplished in year one and which can be deferred to future years. By creating a multiyear plan, future capital needs can be identified and appropriate resources earmarked for use when needed.

The capital program is updated and modified annually and a new budget developed and approved for the upcoming fiscal year. The Town is responsible for maintaining and improving a substantial portion of our public infrastructure. Creating an effective multiyear capital planning process will help meet this significant financial responsibility without overburdening taxpayers or disrupting vital services.



**TOWN OF YORKTOWN  
2024 CAPITAL PLAN**

Project	Priority	Stage	Anticipated Start	Total Cost	Funding Source			Source Description	Grant Reimb	Source Description
					Gen'l Budget	BAN / Bond	Other or Unspecified			
<b>BUILDINGS &amp; GROUNDS</b>										
<b>Albert A. Capellini Community &amp; Cultural Center</b>										
Replace Theater Seats (remove seats, clean floor, carpet installation, installation of handicap seating, replace seats, chandelier purchase & installation)		Complete	2023	176,051	76,051		100,000		100,000	State Municipal Grant
Replace Theater Air Conditioning		Complete	2023	227,000						
Roof Repair		Complete	2023	1,054,949	1,054,949					Capital Contingency
<b>Total AACCCC Projects Completed</b>				<b>1,458,000</b>	<b>1,131,000</b>	<b>0</b>	<b>100,000</b>		<b>100,000</b>	
Installation of Security Cameras	1	Idea	2024	50,000			50,000			ARPA Funds
Install Concrete Walk from Fire Escape to Paved Area at rear of building (required by state code)	2	Idea	2024	8,000	8,000					
Repointing/Sealing of Exterior Brick	3	Idea	2025	TBD						
<b>Total AACCCC Projects Proposed</b>				<b>58,000</b>	<b>8,000</b>	<b>0</b>	<b>50,000</b>		<b>0</b>	
<b>Town Hall</b>										
Replacement of Boiler		Complete	2023	30,260	30,260					
Front Entrance Renovation		Complete	2023	278,000	278,000					
Heat Pump Installation & AC Installation		Complete	2023	134,180	134,180					General Fund Balance
<b>Total Town Hall Projects Completed</b>				<b>442,440</b>	<b>442,440</b>	<b>0</b>	<b>0</b>		<b>0</b>	
Replace Phone System Townwide	1	Idea	2024	100,000			100,000			Capital Contingency
Install a Fire & Safety Detection System including cameras and Fobs for employee building access	2	Idea	2024	31,000			31,000			Capital Contingency
Upgrade Dais in the Town Board Room	3	Idea	2025							
Repave/Top Coat Commuter Parking Lot (explore solar)	4	Idea	2026							Potential solar carport/no cost to Town.
Replace Town Hall slate roof shingles	5	Idea	2027	62,000			62,000			MS4 Drainage Project Capital Contingency
<b>Total Town Hall Projects Proposed</b>				<b>193,000</b>	<b>0</b>	<b>0</b>	<b>193,000</b>		<b>0</b>	
<b>CENTRAL GARAGE</b>										
Replace Roof on Refuse on Recycling Office	1	Idea	2024	5,000	5,000					
Replace Cement Aprons	2	Idea	2025	10,000	10,000					
<b>Total Central Garage Projects Proposed</b>				<b>15,000</b>	<b>15,000</b>	<b>0</b>	<b>0</b>		<b>0</b>	
<b>ENGINEERING</b>										
Old Crompond Road Culvert Repair/Replacement Engineering Design	1	In Progress	2023	75,000			75,000			Fund Balance Possible Grant (BridgeNY)
Old Crompond Road Culvert Repair/Replacement Construction Project	2	Planned	2023	1,500,000		1,500,000				Possible Grant (BridgeNY)
Ridge Street Retaining Wall Stabilization/Culvert Rehabilitation Engineering Design	3	Planned	2024	75,000			75,000			Fund Balance Possible Grant (BridgeNY)
Broad Street Culvert Engineering Design	4	Planned	2024	75,000			75,000			
Broad Street Culvert Construction Project	5	Planned	2024	250,000		250,000				
Strang Blvd Gabion Wall Rehabilitation Engineering Design & Construction Project	6	Planned	2024	350,000		350,000				Possible Grant (BridgeNY)
Ridge Street Retaining Wall Stabilization/Culvert Rehabilitation Construction Project	7	Planned	2025	350,000		350,000				Possible Grant (BridgeNY)
Highbrook Street Culvert Rehabilitation/Re-Lining Engineering Design	8	Idea	2025	145,000			145,000			Fund Balance Possible Grant (BridgeNY)
Highbrook Street Culvert Rehabilitation/Re-Lining Construction Project	9	Idea	2026	600,000			600,000			Fund Balance Possible Grant (BridgeNY)
Old Kitchawan Road Culvert Repair/Replacement Engineering Design	10	Idea	2027	140,000			140,000			Fund Balance Possible Grant (BridgeNY)

**TOWN OF YORKTOWN  
2024 CAPITAL PLAN**

Project	Priority	Stage	Anticipated Start	Total Cost	Funding Source			Source Description	Grant Reimb	Source Description
					Gen'l Budget	BAN / Bond	Other or Unspecified			
Brookside Avenue Culvert Replacement Engineering Design & Construction Project	11	Idea	2027	750,000			750,000	Fund Balance		Possible Grant (BridgeNY)
Old Kitchawan Road Culvert Repair/Replacement Construction Project	12	Idea	2028	640,000			640,000	Fund Balance		Possible Grant (BridgeNY)
Arcady Road Repair Engineering Design & Construction Project	13	Idea	2028	3,000,000		3,000,000				
<b>Total Engineering Projects Proposed</b>				<b>7,950,000</b>	<b>0</b>	<b>5,450,000</b>	<b>2,500,000</b>		<b>0</b>	
<b>SEWER</b>										
WWTP Microfilter Replacements - Construction Project		Complete	2023	967,176					967,176	NYCDEP
<b>Total Sewer Projects Completed</b>				<b>967,176</b>	<b>0</b>	<b>0</b>	<b>0</b>		<b>967,176</b>	
Ford F350 Truck	1	Idea	2023	65,000	65,000					
Peekskill Sewer Collection System - Engineering Study for SSES (CCTV)	2	In Progress	2023	250,000				Engineering Department		
Peekskill Sewer Collection System Rehabilitation - Construction Projects	3	Planned	2024	500,000				Peekskill Lateral Sewer Operating District		Possible Grant
HMSD Collection System - I&I Flow Study	4	Idea	2024	150,000			150,000	Hallocks Mill Sewer Fund Balance		
Pump Station Rehabilitation: Study/Design - Hunterbrook Sewer District	5	Idea	2024	40,000			40,000	Hunterbrook Sewer District		
Pump Station Rehabilitation Pump and Control Upgrades - Hunterbrook Sewer District	6	Planned	2024	200,000			200,000	Hunterbrook Sewer District		
District-Wide Sewer Rate Study	7	Idea	2024	30,000			30,000	All Sewer Districts		
HMSD Extension Project - Phase 1	8	In Progress	2023	14,300,000		3,200,000			11,100,000	EOH Fund and Jones Grant
Pump Station Rehab: Construction - 4 pump stations - Engineering Design	9	Planned	2024	250,000			250,000	Hallocks Mill Sewer Fund Balance		
Pump Station Rehab: Construction - 4 pump stations - Construction Project	10	Planned	2024	7,200,000		7,200,000			5,760,000	NYSDEC WQIP Grant
WWTP & Pump Station - SCADA & Instrumentation Upgrade - Design & Construction	11	Idea	2025	40,000			40,000	Hallocks Mill Sewer Fund Balance		
Farmwalk Pump Station Upgrade - Design & Construction	12	Idea	2025	200,000				TBD		
Yorktown Heights WPCF Headworks & Sludge Upgrades	13	Idea	2026	TBD						Possible Grant
Yorktown Heights WPCF Facility Upgrade	14	Idea	2026	TBD				Hallocks Mill Sewer Fund Balance		Possible Grant
<b>Total Sewer Projects Proposed</b>				<b>23,225,000</b>	<b>65,000</b>	<b>10,400,000</b>	<b>710,000</b>		<b>16,860,000</b>	
<b>HIGHWAY</b>										
<b>Building Improvements</b>										
Building renovation, addition, and ventilation		Complete	2022	725,000			725,000	Highway Fund Balance	725,000	SAM Grants
<b>Total Building Improvements Completed</b>				<b>725,000</b>	<b>0</b>	<b>0</b>	<b>725,000</b>		<b>725,000</b>	
<b>Equipment</b>										
Vector Truck		Complete	2023	521,821					521,821	ARPA Funds
Tree Truck		Complete	2023	230,365	230,365			Highway		
Avant Loader		Complete	2023	110,000	110,000			Highway		
2024 Freightliner 114SD Cab/Chassis, Stainless Bodies & Plows (2)		Ordered	2023	472,465	472,465			Highway		
<b>Total Highway Equipment Purchases Completed</b>				<b>1,334,651</b>	<b>812,830</b>	<b>0</b>	<b>0</b>		<b>521,821</b>	
Purchase Radios for all Trucks - Use old radios from Police Dept instead at no cost.	1	Planned	2023	0				Highway		
Purchase Plow Truck	2	Idea	2024	236,000	236,000			Highway		
Purchase F550 Truck	3	Idea	2024	92,000	92,000			Highway		

**TOWN OF YORKTOWN  
2024 CAPITAL PLAN**

Project	Priority	Stage	Anticipated Start	Total Cost	Funding Source					
					Gen'l Budget	BAN / Bond	Other or Unspecified	Source Description	Grant Reimb	Source Description
Purchase Plow Truck	4	Idea	2025	246,000	246,000			Highway		
Purchase F550 Truck	5	Idea	2025	96,000	96,000			Highway		
Purchase Plow Truck	6	Idea	2026	256,000	256,000			Highway		
Purchase F550 Truck	7	Idea	2026	100,000	100,000			Highway		
Purchase Plow Truck	8	Idea	2027	266,000	266,000			Highway		
Purchase F550 Truck	9	Idea	2027	104,000	104,000			Highway		
Purchase Plow Truck	10	Idea	2028	276,000	276,000			Highway		
Purchase F550 Truck	11	Idea	2028	108,000	108,000			Highway		
<b>Total Trucks/Equipment Proposed</b>				<b>3,927,481</b>	<b>3,405,660</b>	<b>0</b>	<b>0</b>		<b>521,821</b>	
<b>Paving</b>										
7.72 Paving Miles Completed		Complete	2023	1,700,000				General Fund Balance	475,000	CHIPS
<b>Total Paving Completed</b>				<b>1,700,000</b>	<b>0</b>				<b>475,000</b>	
Paving Approx. 7 miles of Road	1	Planned	2024	1,500,000	1,260,000				400,000	CHIPS
Paving Approx. 7 miles of Road	2	Planned	2025	1,500,000	1,500,000				460,000	CHIPS
Paving Approx. 7 miles of Road	3	Planned	2026	1,500,000	1,500,000				460,000	CHIPS
Paving Approx. 7 miles of Road	4	Planned	2027	1,500,000	1,500,000				460,000	CHIPS
Paving Approx. 7 miles of Road	5	Planned	2028	1,500,000	1,500,000				460,000	CHIPS
<b>Total Paving Proposed</b>				<b>7,500,000</b>	<b>7,260,000</b>	<b>0</b>	<b>0</b>		<b>2,240,000</b>	
<b>Drainage Projects</b>										
Drainage Projects Completed		Complete	2023	196,050	196,050			General Fund Balance		
<b>Total Drainage Projects Completed</b>				<b>196,050</b>	<b>196,050</b>	<b>0</b>	<b>0</b>		<b>0</b>	
Drainage Projects	1	Idea	2024	400,000	400,000			General Fund Balance		
Drainage Projects	2	Idea	2025	400,000	400,000					
Drainage Projects	3	Idea	2026	400,000	400,000					
Drainage Projects	4	Idea	2027	400,000	400,000					
Drainage Projects	5	Idea	2028	400,000	400,000					
<b>Total Drainage/Improvement Projects Proposed</b>				<b>2,000,000</b>	<b>2,000,000</b>	<b>0</b>	<b>0</b>		<b>0</b>	
<b>East Main Street Traffic Improvement Plan</b>										
Phase 1 - Install Traffic Light at Stony Street	1	Design	2024	225,000						
Phase 2	2	Design	2025	TBD						
Phase 3	3	Design	2026	TBD						
Phase 4	4	Design	2027	TBD						
Phase 5	5	Design	2028	TBD						
<b>Total East Main Street Improvement Plan</b>				<b>225,000</b>	<b>0</b>	<b>0</b>	<b>0</b>		<b>0</b>	
<b>LIBRARY</b>										
NYS Construction Grant 2021: Network Wiring Upgrade from cat 5 to cat 6 wiring throughout building		Complete	2021	40,000	40,000			Library Fund Balance for match to grant		NYS Construction Grant 2021
Roof Repair for flat roof, remove and re-install AC units correctly on new and re-roof		Complete	2023	11,000	11,000			Library Operating Maintenance		
Installation of 10 additional panic buttons		Complete	2023	1,250	625			Library Fund Balance for match to grant	625	NYS Construction Grant 2022
<b>Total Library Projects Completed</b>				<b>52,250</b>	<b>51,625</b>	<b>0</b>	<b>0</b>		<b>625</b>	
NYS Construction Grant 2021: Required upgrades to library elevator	1	In Progress	2023	95,461	34,083			Library Fund Balance for match to grant	61,378	NYS Construction Grant 2021 (received 90%)
NYS Construction Grant 2021: Upgrade Fire Alarm System for elevator - added later due to elevator code requirements	2	In Progress	2023	19,600	19,600			Library Fund Balance for match to grant		NYS Construction Grant 2021
SAM Grant 2023: LED Conversion for basement floor (administrative offices)	3	In Progress	2023	26,000					26,000	SAM Grant secured

**TOWN OF YORKTOWN  
2024 CAPITAL PLAN**

Project	Priority	Stage	Anticipated Start	Total Cost	Funding Source					
					Gen'l Budget	BAN / Bond	Other or Unspecified	Source Description	Grant Reimb	Source Description
SAM Grant 2023: New circulation/reference desk	4	In Progress	2024	24,000					24,000	SAM Grant secured
ARPA Grant: Individual Study Rooms	5	In Progress	2024	150,000					150,000	ARPA
Paint exterior of entire building	6	Idea	2024	25,000	25,000					
NYS Construction Grant 2023: Adult and Teen Area Renovation (downsize circ desk, new carpet/furniture, creation of teen svcs area, replace fire doors)	7	Planning	2024	650,000	325,000				325,000	NYS Construction Grant 2023
Install 1 composite window surrounds, repair rotted wood and paint section	8	Planning	2024	14,785	14,785			Library Fund Balance or operating		
CREST Grant 2023: Install EV Charging Stations	9	In Progress	2024	60,000					60,000	CRESTGrant secured
NYS Construction Grant 2024: New shelving	10	Idea	2025	600,000	300,000				300,000	NYS Construction Grant 2024
Installation of a generator	11	Idea	2025	200,000					200,000	SAM Grant
Installation of an outdoor electronic sign	12	Idea	2025	100,000			50,000		50,000	SAM Grant
Parking lot repairs and repaving	13	Idea	2025	15,000			15,000			
Roofing on original building and domered additions	14	Idea	2025	290,000			290,000			
Install lawn sprinklers	15	Idea	2025	7,500			7,500			
Fundraising: Addition to Library to add lg community room for capacity of 225 people-current comm rm into adult quiet reading room	16	Idea	2026	8,000,000			7,775,000	Capital Campaign and/or BAN/Bond	225,000	NYS Construction Grant
<b>Total Library Projects Proposed</b>				<b>10,277,346</b>	<b>718,468</b>	<b>0</b>	<b>8,137,500</b>		<b>1,421,378</b>	
<b>NUTRITION</b>										
7-Passenger Van		Complete	2023	84,134				General Fund Balance		
<b>Total Nutrition Projects Completed</b>				<b>84,134</b>	<b>0</b>	<b>0</b>	<b>0</b>		<b>0</b>	
Reach-In Refrigerator	1	Idea	2024	4,300	4,300					
<b>Total Nutrition Projects Proposed</b>				<b>4,300</b>	<b>4,300</b>	<b>0</b>	<b>0</b>		<b>0</b>	
<b>PARKS &amp; RECREATION</b>										
Replace the Roof at the Parks Department		Complete	2023	50,000	50,000					General Fund
Netting at Granite Knolls Park to Protect Playground		Complete	2023	41,833			41,833	Parks Capital Trust		
Ford F-350 Utility Body Mechanics Truck		Complete	2023	53,132	53,132					
Conversion to LED Lights at Route 202 Field		In Progress	2023	130,950					130,950	ARPA Funds
Junior Lake Pool Chlorine Tank Removal and Installation		In Progress	2023	45,200	45,200					General Fund
Fiber Glass DE Tank at Shrub Oak Park		In Progress	2023	51,800	51,800					General Fund
Bobcat Mini-Excavator with rubber tracks		In Progress	2023	60,688	60,688					
Toro 5910 Mower Engine		In Progress	2023	16,425	16,425					
<b>Total Parks &amp; Recreation Projects Completed</b>				<b>450,027</b>	<b>277,244</b>	<b>0</b>	<b>41,833</b>		<b>130,950</b>	
<b>Equipment</b>										
Ford F-550 Dump Truck	1	Planned	2024	65,000	65,000					
Ford F-350 Utility Body Mechanics Truck	2	Planned	2025	60,000	60,000					
Ford F-350 Pickup Truck	3	Planned	2026	55,000	55,000					
Kubota 61" Mower	4	Planned	2027	16,000	16,000					
Ford Loader	5	Planned	2027	50,000	50,000					
Mid-sized Wheel Loader	6	Planned	2028	100,000	100,000					
<b>Total Parks &amp; Recreation Equipment Proposed</b>				<b>346,000</b>	<b>346,000</b>	<b>0</b>	<b>0</b>		<b>0</b>	
<b>Parks Improvements</b>										
Pool Tile & Surface Replacement at all four pools	1	Idea	2024	1,000,000						
Turf & Pad Replacement at Legacy Field	2	Idea	2024	730,000						
Downing Park - Parking Lot Paving & ADA Path at Field	3	Idea	2024	28,000			250,000	Parks Capital Trust		

**TOWN OF YORKTOWN  
2024 CAPITAL PLAN**

Project	Priority	Stage	Anticipated Start	Total Cost	Funding Source					
					Gen'l Budget	BAN / Bond	Other or Unspecified	Source Description	Grant Reimb	Source Description
Paving of Granite Knolls Parking Lot	4	Idea	2024	0						HESP Solar
Stream & Sidewalk Repair at Shrub Oak Park	5	Idea	2024	110,000	110,000					
Adding Drainage and Reconstruction of Granite Knolls Pickleball Courts	6	Idea	2024	200,000				Highway Paving		
Playground Replacement at Railroad Park	7	Idea	2024	500,000	250,000		250,000		250,000	CREST Grant Application
Splash Park Pad at Shrub Oak Pool	8	Idea	2025	250,000			125,100	Highway Paving		Solar revenue to Parks Capital Trust
Repair of Jr Lake Pool Slide	9	Idea	2025	100,000				Parks Capital Trust		
Playground Replacement Plan (one per year)	10	Idea	2025	50,000			50,000	Parks Capital Trust		
Drainage at Route 202 Field	11	Idea	2025	450,000			200,000	Parks Capital Trust		
Downing Park Tennis Courts - Lower	12	Idea	2025	125,100				Parks Capital Trust		
Conversion to LED Lights at Tennis Courts (existing bulbs are no longer made anymore)	13	Idea	2026	122,000			1,000,000	Parks Capital Trust		
Granite Knolls Sport Lighting Visors	14	Idea	2026	70,000				Parks Capital Trust		
Fabric Roof Structure at Downing for Parks Department + heat and electric	15	Idea	2026	400,000			400,000	Parks Capital Trust		
Kensington Woods - Seal, Repair, Resurface/Repurpose Basketball Court	16	Idea	2026	35,000			35,000	Parks Capital Trust		Proposed development application.
Four-Season Netting Around Granite Knolls Multi-purpose and Baseball	17	Idea	2026	90,000				Parks Capital Trust		
Shrub Oak Roller Hockey Rink	18	Idea	2026	300,000				Parks Capital Trust		
Playground Replacement Plan (one per year)	19	Idea	2026	50,000			50,000	Parks Capital Trust		
Playground Replacement Plan (one per year)	20	Idea	2027	50,000			50,000	Parks Capital Trust		
Holland Sporting Club Project	21	Idea	2027	427,000				Parks Capital Trust		Community Fundraising
Playground Replacement Plan (one per year)	22	Idea	2028	50,000			50,000	Parks Capital Trust		
Playground Replacement Plan (one per year)	23	Idea	2029	50,000			50,000	Parks Capital Trust		
Conversion to LED Lights at Legacy Park	24	Idea	2031	200,000	100,000		500,000	Parks Capital Trust		
<b>Total Parks &amp; Recreation Projects Proposed</b>				<b>5,387,100</b>	<b>460,000</b>	<b>0</b>	<b>3,010,100</b>		<b>250,000</b>	
<b>PLANNING</b>										
Downing Drive, Commerce Street to Veterans Road Streetscape Improvements	1	In Progress	2024	500,000	500,000			General Fund Balance		
Downing Drive, Veterans Road to Route 118 Streetscape Improvements	2	In Progress	2024	500,000	500,000			General Fund Balance		
Veterans Road Streetscape, Commerce Street to Downing Drive Streetscape Improvements	3	Planned	2025	400,000	400,000			General Fund Balance		
Veterans Road Sidewalk, Commerce Street to Maple Hill Street Streetscape Improvements	4	Planned	2025	350,000	350,000			General Fund Balance		
Comprehensive Plan Update	5	Planned	2026	60,000	60,000			General Fund Balance		
Railroad Park Station Renovation - Front Sill Replacement	6	Planned	2026	40,000	40,000			General Fund Balance		
Interpretive Signage in Historical Areas	7	Idea	2027	25,000			25,000			
Jefferson Valley Master Plan	8	Idea	2027	25,000			25,000			
Commerce Street Streetscape, Firehouse to Kear Street Streetscape Improvements	9	Idea	2028	530,000			530,000			
Mohegan Lake Park on Mohegan Avenue	10	Idea	2028	125,000			125,000			
Zino Barn Relocation	11	Idea	2028	TBD-BID						
<b>Total Planning Projects Proposed</b>				<b>2,555,000</b>	<b>1,850,000</b>	<b>0</b>	<b>705,000</b>		<b>0</b>	
<b>CAPTAIN KENNETH SGROI PLAZA</b>										
PD & Court Roof Replacement + PD AC Replacement Project - 2023 portion (\$863,207 full project)		In Progress	2023	100,000						
Repair/Replace Promenade		In Progress	2023	582,630			582,630	General Fund Balance		

**TOWN OF YORKTOWN  
2024 CAPITAL PLAN**

Project	Priority	Stage	Anticipated Start	Total Cost	Funding Source			Grant Reimb	Source Description
					Gen'l Budget	BAN / Bond	Other or Unspecified		
<b>Total Projects Completed</b>				<b>682,630</b>	<b>0</b>	<b>0</b>	<b>582,630</b>	<b>0</b>	
<b>POLICE</b>									
GovRed Virtual Reality Training Simulator		Complete	2023	67,500				67,500	ARPA Funds
<b>Total Projects Completed</b>				<b>67,500</b>	<b>0</b>	<b>0</b>	<b>0</b>	<b>67,500</b>	
Replace 40 year old radio system	1	In Progress	2023	800,000			800,000		General Fund Balance
Body Worn Cameras (2023-2028 Five Year Agreement)	2	Idea	2024	82,000					
Aluminum Lettering on North Side of Building "Captain Kenneth Sgroi Police Plaza"	3	Idea	2024	21,000					
License Plate Reader Cameras Route 118 @ Underhill Ave	4	Idea	2024	30,000					
License Plate Reader Cameras Route 6 @ Curry Street	5	Idea	2024	30,000					
License Plate Reader Cameras Route 202 @ Taconic State Parkway	6	Idea	2024	30,000					
Body Worn Cameras (2023-2028 Five Year Agreement)	7	Idea	2024	82,000					
Replace Windows at HQ	8	Idea	2025	TBD					
Body Worn Cameras (2023-2028 Five Year Agreement)	9	Idea	2025	82,000					
Body Worn Cameras (2023-2028 Five Year Agreement)	10	Idea	2026	82,000					
Body Worn Cameras (2023-2028 Five Year Agreement)	11	Idea	2027	82,000					
<b>Total Police Department Projects Proposed</b>				<b>1,321,000</b>	<b>0</b>	<b>0</b>	<b>800,000</b>	<b>0</b>	
<b>TOWN COURT</b>									
Control System for Pump Room at Courthouse/Hiring Consultant to look at the source water heat pumps	1	Idea	2024	50,000	50,000				
Updated phone system with caller ID (with townwide system upgrade)	2	Idea	2024	25,000	25,000				
Windows/Sealants/Mortar/Coping/Security Film	3	Idea	2025	43,000	43,000				
Replace Carpets throughout Courthouse	4	Idea	2026	50,000	50,000				
Convert Lighting to LED	5	Idea	2027	25,000	25,000				
Replace Lobby Flooring	6	Idea	2028	50,000	50,000				
<b>Total Town Court Projects Proposed</b>				<b>243,000</b>	<b>243,000</b>	<b>0</b>	<b>0</b>	<b>0</b>	
<b>WATER DISTRICT</b>									
Scraping & Cement Relining of Aged Water Main (1 mile/year) - Total Project Cost \$3,000,000		In Progress	2023	600,000	600,000				
<b>Total Projects Completed</b>				<b>600,000</b>	<b>600,000</b>	<b>0</b>	<b>0</b>	<b>0</b>	
<b>Equipment</b>									
Replace Vactor Truck	1	In Progress	2023	650,000				500,000	ARPA Funds
Replace 1 Pick Up Truck	2	Idea	2025	37,000	37,000				
Replace 1 Pick Up Truck	3	Idea	2026	37,000	37,000				
Replace 1 Pick Up Truck	4	Idea	2027	37,000	37,000				
<b>Water System</b>									
Water Meter Replacement Project	1	In Progress	2023	1,900,000		1,900,000			
Scraping & Cement Relining of Aged Water Main	2	In Progress	2023	1,282,282	1,282,282				

**TOWN OF YORKTOWN  
2024 CAPITAL PLAN**

Project	Priority	Stage	Anticipated Start	Total Cost	Funding Source			Source Description	Grant Reimb	Source Description
					Gen'l Budget	BAN / Bond	Other or Unspecified			
Storage Tank Rehabilitation - Total Project Cost \$9,000,000	1	Idea	2023	9,000,000		9,000,000				
Storage Tank Vault Rehabilitation/Rebuilding - Total Project Cost \$225,000	1	Idea	2023	56,250	56,250					
Storage Tank Vault Rehabilitation/Rebuilding	2	Idea	2024	56,250	56,250					
Storage Tank Vault Rehabilitation/Rebuilding	3	Idea	2025	56,250	56,250					
Storage Tank Vault Rehabilitation/Rebuilding	4	Idea	2026	56,250	56,250					
Transite (asbestos-cement) Water Main Replacement - Total Project Cost \$18,480,000	1	Idea	2023	300,000	300,000					
Transite (asbestos-cement) Water Main Replacement	2	Idea	2024	300,000	300,000					
Transite (asbestos-cement) Water Main Replacement	3	Idea	2025	300,000	300,000					
Transite (asbestos-cement) Water Main Replacement	4	Idea	2026	300,000	300,000					
Transite (asbestos-cement) Water Main Replacement	5	Idea	2027	300,000	300,000					
<b>Total Water District Projects Proposed</b>				<b>14,668,282</b>	<b>3,118,282</b>	<b>10,900,000</b>	<b>0</b>		<b>500,000</b>	

## PARK AND IMPROVEMENT DISTRICTS



The Town of Yorktown operates six park districts and one lake improvement district. These districts were created over the last thirty years at the request of residents in each of the geographical areas to improve the quality of life in their particular neighborhood.

Four of these Park Districts ~ Amazon Park, Mohegan Beach, Mohegan Highlands and Shrub Oak Lake Estates ~ are located and operate summer beaches on Mohegan Lake. Shrub Oak Community Beach Park District is situated in the Shrub Oak Hamlet on a widened and dammed part of the Shrub Oak Brook. It also provides a park facility for district resident use.

The Bethel Acres Park District was created during the planning and subsequent approval of the Bethel Acres Subdivision. It is an area of scenic woodlands located on Granville Court in the vicinity of the Franklin Roosevelt State Park.

The Lake Mohegan Improvement District includes most of the homes in the Mohegan Lake Hamlet. It was created solely for the purposes of maintaining and enhancing the quality of waters of Lake Mohegan and its surrounding area.

The use of these areas is exclusive to district residents. Budgets for each of these districts are prepared by the elected district boards and submitted to the Town Comptroller. The Town collects monies through taxes from each of the district residents according to each district's budget.

The Town provides additional services to these districts primarily by the Finance Department who aids with and oversees accounts payable and administers district payrolls. The Parks & Recreation, Highway, Engineering, Legal, Town Clerk and Building Department provide assistance as requested to maintain and operate the beach areas.



# TOWN OF YORKTOWN

## Budget Preparation Report

Fiscal Year: 2024 Period From: 1 To: 12

Account	Description	2021	2022	Original	Adjusted	2023	2024	2024	2024	Variance To
		Actual	Actual	2023 Budget	2023 Budget	Actual Per 1-12	TENTATIVE Stage	PRELIMINA Stage	FINAL Stage	TENTATIVE Stage
<b>Dept 0000</b>	.									
AP.0000.1001	TAXES	12,400.00	12,400.00	12,400.00	12,400.00	12,400.00	11,700.00	11,700.00	11,700.00	-5.65%
AP.0000.1002	APPR FUND BALANCE	0.00	0.00	0.00	5,600.00	0.00	0.00	0.00	0.00	0.00%
AP.0000.2401	INTEREST EARNINGS	93.79	399.57	300.00	300.00	638.93	1,000.00	1,000.00	1,000.00	233.33%
<b>Total Dept 0000</b>	.	<u>(12,493.79)</u>	<u>(12,799.57)</u>	<u>(12,700.00)</u>	<u>(18,300.00)</u>	<u>(13,038.93)</u>	<u>(12,700.00)</u>	<u>(12,700.00)</u>	<u>(12,700.00)</u>	<u>0.00%</u>
<b>Grand Total</b>		<u>(12,493.79)</u>	<u>(12,799.57)</u>	<u>(12,700.00)</u>	<u>(18,300.00)</u>	<u>(13,038.93)</u>	<u>(12,700.00)</u>	<u>(12,700.00)</u>	<u>(12,700.00)</u>	<u>0.00%</u>

**NOTE: One or more accounts may not be printed due to Account Table restrictions.**

# TOWN OF YORKTOWN

## Budget Preparation Report

Fiscal Year: 2024 Period From: 1 To: 12

Account	Description	2021	2022	Original	Adjusted	2023	2024	2024	2024	Variance To
		Actual	Actual	2023 Budget	2023 Budget	Actual Per 1-12	TENTATIVE Stage	PRELIMINA Stage	FINAL Stage	TENTATIVE Stage
<b>Dept 7180</b>	<b>BEACH &amp; POOL FACILITIES</b>									
AP.7180.0401	SUPPLIES	1,238.89	852.70	1,500.00	1,713.24	1,713.24	1,500.00	1,500.00	1,500.00	0.00%
AP.7180.0407	ELECTRIC	27.66	402.63	100.00	100.00	163.42	100.00	100.00	100.00	0.00%
AP.7180.0412	POSTAGE	0.00	0.00	100.00	100.00	0.00	100.00	100.00	100.00	0.00%
AP.7180.0416	PROPERTY MAINTENANCE	6,096.37	2,907.88	4,500.00	9,908.70	2,322.25	4,500.00	4,500.00	4,500.00	0.00%
AP.7180.0450	WATER PURCHASE	0.00	132.98	250.00	250.00	50.83	250.00	250.00	250.00	0.00%
AP.7180.0460	MAINT & REPAIR	9,520.13	1,112.50	1,500.00	1,847.22	825.71	1,500.00	1,500.00	1,500.00	0.00%
AP.7180.0467	LIABILITY INSURANCE	1,500.00	0.00	0.00	0.00	0.00	0.00	0.00	0.00	0.00%
AP.7180.0497	TAXES	953.85	1,076.36	1,250.00	1,250.00	1,075.93	1,250.00	1,250.00	1,250.00	0.00%
<b>Total Dept 7180</b>	<b>BEACH &amp; POOL FACILITIES</b>	<b>19,336.90</b>	<b>6,485.05</b>	<b>9,200.00</b>	<b>15,169.16</b>	<b>6,151.38</b>	<b>9,200.00</b>	<b>9,200.00</b>	<b>9,200.00</b>	<b>0.00%</b>
<b>Dept 9901</b>	<b>TRANSFERS TO OTHER FUNDS</b>									
AP.9901.0903	TRANSFER TO GENERAL FUND	2,500.00	3,500.00	3,500.00	3,500.00	0.00	3,500.00	3,500.00	3,500.00	0.00%
<b>Total Dept 9901</b>	<b>TRANSFERS TO OTHER FUNDS</b>	<b>2,500.00</b>	<b>3,500.00</b>	<b>3,500.00</b>	<b>3,500.00</b>	<b>0.00</b>	<b>3,500.00</b>	<b>3,500.00</b>	<b>3,500.00</b>	<b>0.00%</b>
<b>Grand Total</b>		<b>21,836.90</b>	<b>9,985.05</b>	<b>12,700.00</b>	<b>18,669.16</b>	<b>6,151.38</b>	<b>12,700.00</b>	<b>12,700.00</b>	<b>12,700.00</b>	<b>0.00%</b>

**NOTE: One or more accounts may not be printed due to Account Table restrictions.**

# TOWN OF YORKTOWN Budget Preparation Report

Fiscal Year: 2024 Period From: 1 To: 12

Account	Description	2021	2022	Original	Adjusted	2023	2024	2024	2024	Variance To
		Actual	Actual	2023 Budget	2023 Budget	Actual Per 1-12	TENTATIVE Stage	PRELIMINA Stage	FINAL Stage	TENTATIVE Stage
<b>Dept 0000</b>	.									
BA.0000.1001	TAXES	2,500.00	2,500.00	2,750.00	2,750.00	2,750.00	2,975.00	2,975.00	2,975.00	8.18%
BA.0000.2401	INTEREST EARNINGS	3.51	2.19	0.00	0.00	22.17	25.00	25.00	25.00	100.00%
<b>Total Dept 0000</b>	.	<b>(2,503.51)</b>	<b>(2,502.19)</b>	<b>(2,750.00)</b>	<b>(2,750.00)</b>	<b>(2,772.17)</b>	<b>(3,000.00)</b>	<b>(3,000.00)</b>	<b>(3,000.00)</b>	<b>9.09%</b>
<b>Grand Total</b>		<b>(2,503.51)</b>	<b>(2,502.19)</b>	<b>(2,750.00)</b>	<b>(2,750.00)</b>	<b>(2,772.17)</b>	<b>(3,000.00)</b>	<b>(3,000.00)</b>	<b>(3,000.00)</b>	<b>9.09%</b>

NOTE: One or more accounts may not be printed due to Account Table restrictions.

# TOWN OF YORKTOWN

## Budget Preparation Report

Fiscal Year: 2024 Period From: 1 To: 12

Account	Description	2021 Actual	2022 Actual	Original 2023 Budget	Adjusted 2023 Budget	2023 Actual Per 1-12	2024 TENTATIVE Stage	2024 PRELIMINA Stage	2024 FINAL Stage	Variance To TENTATIVE Stage
<b>Dept 9700</b>	<b>DEBT SERVICES</b>									
BA.9700.0710	INTEREST EXPENSE	0.00	0.27	0.00	0.00	0.00	0.00	0.00	0.00	0.00%
<b>Total Dept 9700</b>	<b>DEBT SERVICES</b>	<b>0.00</b>	<b>0.27</b>	<b>0.00</b>	<b>0.00</b>	<b>0.00</b>	<b>0.00</b>	<b>0.00</b>	<b>0.00</b>	<b>0.00%</b>
<b>Dept 9901</b>	<b>TRANSFERS TO OTHER FUNDS</b>									
BA.9901.0903	TRANSFER TO GENERAL FUND	2,500.00	2,500.00	2,750.00	2,750.00	0.00	3,000.00	3,000.00	3,000.00	9.09%
<b>Total Dept 9901</b>	<b>TRANSFERS TO OTHER FUNDS</b>	<b>2,500.00</b>	<b>2,500.00</b>	<b>2,750.00</b>	<b>2,750.00</b>	<b>0.00</b>	<b>3,000.00</b>	<b>3,000.00</b>	<b>3,000.00</b>	<b>9.09%</b>
<b>Grand Total</b>		<b>2,500.00</b>	<b>2,500.27</b>	<b>2,750.00</b>	<b>2,750.00</b>	<b>0.00</b>	<b>3,000.00</b>	<b>3,000.00</b>	<b>3,000.00</b>	<b>9.09%</b>

**NOTE: One or more accounts may not be printed due to Account Table restrictions.**

# TOWN OF YORKTOWN

## Budget Preparation Report

Fiscal Year: 2024 Period From: 1 To: 12

Account	Description	2021	2022	Original	Adjusted	2023	2024	2024	2024	Variance To
		Actual	Actual	2023 Budget	2023 Budget	Actual Per 1-12	TENTATIVE Stage	PRELIMINA Stage	FINAL Stage	TENTATIVE Stage
<b>Dept 0000</b>	.									
ID.0000.1001	TAXES	74,523.00	74,555.00	74,555.00	74,555.00	74,555.00	72,680.00	75,673.00	75,673.00	-2.51%
ID.0000.1002	APPR FUND BALANCE	0.00	0.00	64,210.00	314,210.00	0.00	0.00	0.00	0.00	-100.00%
ID.0000.2300	CORTLANDT TAXES	16,494.00	16,800.00	15,000.00	15,000.00	16,247.00	15,700.00	15,700.00	15,700.00	4.67%
ID.0000.2401	INTEREST EARNINGS	709.86	3,869.43	1,000.00	1,000.00	6,710.47	4,500.00	1,507.00	1,507.00	350.00%
ID.0000.3089	STATE AID:OTHER	0.00	0.00	0.00	0.00	108,464.50	0.00	0.00	0.00	0.00%
<b>Total Dept 0000</b>	.	<b>(91,726.86)</b>	<b>(95,224.43)</b>	<b>(154,765.00)</b>	<b>(404,765.00)</b>	<b>(205,976.97)</b>	<b>(92,880.00)</b>	<b>(92,880.00)</b>	<b>(92,880.00)</b>	<b>-39.99%</b>
<b>Grand Total</b>		<b>(91,726.86)</b>	<b>(95,224.43)</b>	<b>(154,765.00)</b>	<b>(404,765.00)</b>	<b>(205,976.97)</b>	<b>(92,880.00)</b>	<b>(92,880.00)</b>	<b>(92,880.00)</b>	<b>-39.99%</b>

**NOTE: One or more accounts may not be printed due to Account Table restrictions.**

# TOWN OF YORKTOWN

## Budget Preparation Report

Fiscal Year: 2024 Period From: 1 To: 12

Account	Description	2021	2022	Original	Adjusted	2023	2024	2024	2024	Variance To
		Actual	Actual	2023 Budget	2023 Budget	Actual Per 1-12	TENTATIVE Stage	PRELIMINA Stage	FINAL Stage	TENTATIVE Stage
<b>Dept 7180</b>	<b>BEACH &amp; POOL FACILITIES</b>									
ID.7180.0110	TEMP HELP	6,485.25	7,802.25	8,000.00	11,850.00	11,850.00	9,000.00	9,000.00	9,000.00	12.50%
ID.7180.0401	OFFICE SUPPLIES	69.01	99.08	125.00	125.00	114.90	125.00	125.00	125.00	0.00%
ID.7180.0407	ELECTRICITY	8,936.60	9,980.30	9,500.00	8,283.70	7,561.36	11,000.00	11,000.00	11,000.00	15.79%
ID.7180.0411	PRINTING	88.52	63.76	200.00	70.00	0.00	200.00	200.00	200.00	0.00%
ID.7180.0412	POSTAGE	904.00	1,062.78	950.00	1,114.45	1,114.45	1,000.00	1,000.00	1,000.00	5.26%
ID.7180.0416	MAINTENANCE	179.38	215.84	300.00	280.16	0.00	325.00	325.00	325.00	8.33%
ID.7180.0418	EQUIP MAINT	312.12	2,279.00	1,600.00	1,852.68	1,394.46	3,550.00	3,550.00	3,550.00	121.88%
ID.7180.0423	TRAINING	50.00	1,365.00	1,675.00	2,590.00	2,590.00	2,600.00	2,600.00	2,600.00	55.22%
ID.7180.0428	DUES	545.00	545.00	600.00	545.00	545.00	600.00	600.00	600.00	0.00%
ID.7180.0467	INSURANCE	123.00	0.00	200.00	86.33	0.00	200.00	200.00	200.00	0.00%
ID.7180.0470	GAS AND OIL	61.68	0.00	150.00	190.00	179.71	150.00	150.00	150.00	0.00%
ID.7180.0475	AERSYS MAINT	2,230.00	2,903.50	0.00	1,620.00	0.00	12,500.00	12,500.00	12,500.00	100.00%
ID.7180.0479	SPECIAL PROJECTS	22,955.50	38,509.48	96,340.00	397,378.93	316,305.00	21,500.00	21,500.00	21,500.00	-77.68%
ID.7180.0480.0002	SPECIAL PROJECTS BUILDING..	0.00	406.00	11,500.00	4,500.00	4,276.90	15,000.00	15,000.00	15,000.00	30.43%
ID.7180.0490	SERVICES	7,750.71	5,785.00	15,600.00	6,558.07	6,558.07	7,100.00	7,100.00	7,100.00	-54.49%
ID.7180.0497	TAXES	62.58	80.04	85.00	85.00	0.00	0.00	0.00	0.00	-100.00%
ID.7180.0498	TAX REFUNDS	0.00	0.00	200.00	200.00	0.00	200.00	200.00	200.00	0.00%
ID.7180.0818	UNEMPLOYMENT	0.00	0.00	100.00	9.69	0.00	100.00	100.00	100.00	0.00%
<b>Total Dept 7180</b>	<b>BEACH &amp; POOL FACILITIES</b>	<b>50,753.35</b>	<b>71,097.03</b>	<b>147,125.00</b>	<b>437,339.01</b>	<b>352,489.85</b>	<b>85,150.00</b>	<b>85,150.00</b>	<b>85,150.00</b>	<b>-42.12%</b>
<b>Dept 9000</b>	<b>EMPLOYEE BENEFITS</b>									
ID.9000.0800	FICA/MEDICARE	496.18	596.92	615.00	917.95	906.57	700.00	700.00	700.00	13.82%
ID.9000.0801	MTA TAX	22.07	26.54	25.00	40.28	40.28	30.00	30.00	30.00	20.00%
<b>Total Dept 9000</b>	<b>EMPLOYEE BENEFITS</b>	<b>518.25</b>	<b>623.46</b>	<b>640.00</b>	<b>958.23</b>	<b>946.85</b>	<b>730.00</b>	<b>730.00</b>	<b>730.00</b>	<b>14.06%</b>
<b>Dept 9901</b>	<b>TRANSFERS TO OTHER FUNDS</b>									
ID.9901.0903	TRANSFER TO GENERAL FUND	6,500.00	7,000.00	7,000.00	7,000.00	0.00	7,000.00	7,000.00	7,000.00	0.00%
<b>Total Dept 9901</b>	<b>TRANSFERS TO OTHER FUNDS</b>	<b>6,500.00</b>	<b>7,000.00</b>	<b>7,000.00</b>	<b>7,000.00</b>	<b>0.00</b>	<b>7,000.00</b>	<b>7,000.00</b>	<b>7,000.00</b>	<b>0.00%</b>

# TOWN OF YORKTOWN Budget Preparation Report

Fiscal Year: 2024 Period From: 1 To: 12

Account	Description	2021	2022	Original	Adjusted	2023	2024	2024	2024	Variance To
		Actual	Actual	2023 Budget	2023 Budget	Actual Per 1-12	TENTATIVE Stage	PRELIMINA Stage	FINAL Stage	TENTATIVE Stage
Dept 9901	TRANSFERS TO OTHER FUNDS									
<b>Grand Total</b>		<u>57,771.60</u>	<u>78,720.49</u>	<u>154,765.00</u>	<u>445,297.24</u>	<u>353,436.70</u>	<u>92,880.00</u>	<u>92,880.00</u>	<u>92,880.00</u>	<u>-39.99%</u>

NOTE: One or more accounts may not be printed due to Account Table restrictions.

# TOWN OF YORKTOWN

## Budget Preparation Report

Fiscal Year: 2024 Period From: 1 To: 12

Account	Description	2021	2022	Original	Adjusted	2023	2024	2024	2024	Variance To
		Actual	Actual	2023 Budget	2023 Budget	Actual Per 1-12	TENTATIVE Stage	PRELIMINA Stage	FINAL Stage	TENTATIVE Stage
<b>Dept 0000</b>	.									
MB.0000.1001	TAXES	55,000.00	55,000.00	55,000.00	55,000.00	55,000.00	55,250.00	55,250.00	55,250.00	0.45%
MB.0000.1002	APPROPRIATED FUND BALANCE	0.00	0.00	20,400.00	20,400.00	0.00	11,000.00	11,000.00	11,000.00	-46.08%
MB.0000.2401	INTEREST EARNINGS	406.62	2,409.41	750.00	750.00	4,660.20	4,000.00	4,000.00	4,000.00	433.33%
<b>Total Dept 0000</b>	.	<b>(55,406.62)</b>	<b>(57,409.41)</b>	<b>(76,150.00)</b>	<b>(76,150.00)</b>	<b>(59,660.20)</b>	<b>(70,250.00)</b>	<b>(70,250.00)</b>	<b>(70,250.00)</b>	<b>-7.75%</b>
<b>Grand Total</b>		<b>(55,406.62)</b>	<b>(57,409.41)</b>	<b>(76,150.00)</b>	<b>(76,150.00)</b>	<b>(59,660.20)</b>	<b>(70,250.00)</b>	<b>(70,250.00)</b>	<b>(70,250.00)</b>	<b>-7.75%</b>

**NOTE: One or more accounts may not be printed due to Account Table restrictions.**



# TOWN OF YORKTOWN

## Budget Preparation Report

Fiscal Year: 2024 Period From: 1 To: 12

Account	Description	2021	2022	Original	Adjusted	2023	2024	2024	2024	Variance To
		Actual	Actual	2023 Budget	2023 Budget	Actual Per 1-12	TENTATIVE Stage	PRELIMINA Stage	FINAL Stage	TENTATIVE Stage
<b>Dept 7180</b>	<b>BEACH &amp; POOL FACILITIES</b>									
MB.7180.0110	TEMP HELP	11,501.63	19,151.00	20,000.00	26,293.50	26,293.50	16,000.00	16,000.00	16,000.00	-20.00%
MB.7180.0401	SUPPLIES	0.00	0.00	750.00	530.00	0.00	750.00	750.00	750.00	0.00%
MB.7180.0402	DEPT SUPPLIES	0.00	0.00	1,000.00	707.85	0.00	500.00	500.00	500.00	-50.00%
MB.7180.0407	ELECTRIC	(343.11)	302.41	400.00	400.00	145.74	500.00	500.00	500.00	25.00%
MB.7180.0411	PRINTING	0.00	0.00	0.00	0.00	0.00	500.00	500.00	500.00	100.00%
MB.7180.0412	POSTAGE	331.00	339.60	500.00	500.00	364.60	500.00	500.00	500.00	0.00%
MB.7180.0416	MAINT AND REPAIR	2,634.05	8,117.57	8,000.00	7,743.63	0.00	8,000.00	8,000.00	8,000.00	0.00%
MB.7180.0423	TRAINING	114.00	195.00	0.00	0.00	0.00	0.00	0.00	0.00	0.00%
MB.7180.0447	COMMUNITY RECREATION	0.00	0.00	5,000.00	4,440.00	430.00	5,000.00	5,000.00	5,000.00	0.00%
MB.7180.0450	WATER PURCHASE	0.83	369.97	100.00	100.00	19.21	350.00	350.00	350.00	250.00%
MB.7180.0467	INSURANCE	2,500.00	0.00	1,200.00	1,200.00	0.00	0.00	0.00	0.00	-100.00%
MB.7180.0483	CAPITAL PROJECTS	0.00	0.00	30,000.00	30,000.00	0.00	30,000.00	30,000.00	30,000.00	0.00%
MB.7180.0497	TAXES	1,116.85	1,273.90	1,400.00	1,400.00	1,273.18	1,400.00	1,400.00	1,400.00	0.00%
<b>Total Dept 7180</b>	<b>BEACH &amp; POOL FACILITIES</b>	<b>17,855.25</b>	<b>29,749.45</b>	<b>68,350.00</b>	<b>73,314.98</b>	<b>28,526.23</b>	<b>63,500.00</b>	<b>63,500.00</b>	<b>63,500.00</b>	<b>-7.10%</b>
<b>Dept 9000</b>	<b>EMPLOYEE BENEFITS</b>									
MB.9000.0800	FICA/MEDICARE	879.86	1,465.04	1,600.00	2,011.49	2,011.49	1,300.00	1,300.00	1,300.00	-18.75%
MB.9000.0801	MTA TAX	39.11	65.12	200.00	200.00	89.43	150.00	150.00	150.00	-25.00%
<b>Total Dept 9000</b>	<b>EMPLOYEE BENEFITS</b>	<b>918.97</b>	<b>1,530.16</b>	<b>1,800.00</b>	<b>2,211.49</b>	<b>2,100.92</b>	<b>1,450.00</b>	<b>1,450.00</b>	<b>1,450.00</b>	<b>-19.44%</b>
<b>Dept 9901</b>	<b>TRANSFERS TO OTHER FUNDS</b>									
MB.9901.0903	TRANSFER TO GENERAL FUND	4,000.00	6,000.00	6,000.00	6,000.00	0.00	5,300.00	5,300.00	5,300.00	-11.67%
<b>Total Dept 9901</b>	<b>TRANSFERS TO OTHER FUNDS</b>	<b>4,000.00</b>	<b>6,000.00</b>	<b>6,000.00</b>	<b>6,000.00</b>	<b>0.00</b>	<b>5,300.00</b>	<b>5,300.00</b>	<b>5,300.00</b>	<b>-11.67%</b>
<b>Grand Total</b>		<b>22,774.22</b>	<b>37,279.61</b>	<b>76,150.00</b>	<b>81,526.47</b>	<b>30,627.15</b>	<b>70,250.00</b>	<b>70,250.00</b>	<b>70,250.00</b>	<b>-7.75%</b>

**NOTE: One or more accounts may not be printed due to Account Table restrictions.**

# TOWN OF YORKTOWN

## Budget Preparation Report

Fiscal Year: 2024 Period From: 1 To: 12

Account	Description	2021	2022	Original	Adjusted	2023	2024	2024	2024	Variance To
		Actual	Actual	2023 Budget	2023 Budget	Actual Per 1-12	TENTATIVE Stage	PRELIMINA Stage	FINAL Stage	TENTATIVE Stage
<b>Dept 0000</b>	.									
MH.0000.1001	TAXES	34,565.00	35,925.00	35,925.00	35,925.00	35,925.00	35,575.00	35,575.00	35,575.00	-0.97%
MH.0000.1002	APPROPRIATED FUND BALANCE	0.00	0.00	0.00	20,500.00	0.00	0.00	0.00	0.00	0.00%
MH.0000.2401	INTEREST EARNINGS	115.33	486.50	150.00	150.00	918.90	500.00	500.00	500.00	233.33%
<b>Total Dept 0000</b>	.	<b>(34,680.33)</b>	<b>(36,411.50)</b>	<b>(36,075.00)</b>	<b>(56,575.00)</b>	<b>(36,843.90)</b>	<b>(36,075.00)</b>	<b>(36,075.00)</b>	<b>(36,075.00)</b>	<b>0.00%</b>
<b>Grand Total</b>		<b>(34,680.33)</b>	<b>(36,411.50)</b>	<b>(36,075.00)</b>	<b>(56,575.00)</b>	<b>(36,843.90)</b>	<b>(36,075.00)</b>	<b>(36,075.00)</b>	<b>(36,075.00)</b>	<b>0.00%</b>

**NOTE: One or more accounts may not be printed due to Account Table restrictions.**

# TOWN OF YORKTOWN

## Budget Preparation Report

Fiscal Year: 2024 Period From: 1 To: 12

Account	Description	2021	2022	Original	Adjusted	2023	2024	2024	2024	Variance To
		Actual	Actual	2023 Budget	2023 Budget	Actual Per 1-12	TENTATIVE Stage	PRELIMINA Stage	FINAL Stage	
<b>Dept 7180</b>	<b>BEACH &amp; POOL FACILITIES</b>									
MH.7180.0110	TEMP HELP	6,147.75	6,115.26	8,000.00	9,851.50	9,851.50	8,000.00	8,000.00	8,000.00	0.00%
MH.7180.0200	EQUIPMENT	0.00	2,999.00	0.00	0.00	0.00	0.00	0.00	0.00	0.00%
MH.7180.0401	BEACH SUPPLIES	1,023.09	0.00	1,500.00	1,221.64	155.18	1,500.00	1,500.00	1,500.00	0.00%
MH.7180.0407	ELECTRIC	88.22	185.29	100.00	100.00	124.79	100.00	100.00	100.00	0.00%
MH.7180.0411	PRINTING	0.00	32.04	100.00	100.00	0.00	100.00	100.00	100.00	0.00%
MH.7180.0412	POSTAGE	58.00	118.00	150.00	150.00	150.00	150.00	150.00	150.00	0.00%
MH.7180.0416	MAINT & REPAIR	25,698.76	11,675.00	10,000.00	29,464.50	20,369.85	10,000.00	10,000.00	10,000.00	0.00%
MH.7180.0423	TRAINING	228.00	130.00	250.00	124.00	0.00	250.00	250.00	250.00	0.00%
MH.7180.0430	SPECIAL EVENTS	245.24	290.67	750.00	250.00	0.00	750.00	750.00	750.00	0.00%
MH.7180.0450	WATER PURCHASE	61.37	32.49	50.00	50.00	3.61	50.00	50.00	50.00	0.00%
MH.7180.0467	INSURANCE	3,320.59	3,556.59	3,500.00	3,682.59	3,682.59	3,500.00	3,500.00	3,500.00	0.00%
MH.7180.0487	TAXES	7,345.77	7,485.61	8,000.00	8,000.00	7,605.84	8,000.00	8,000.00	8,000.00	0.00%
<b>Total Dept 7180</b>	<b>BEACH &amp; POOL FACILITIES</b>	<b>44,216.79</b>	<b>32,619.95</b>	<b>32,400.00</b>	<b>52,994.23</b>	<b>41,943.36</b>	<b>32,400.00</b>	<b>32,400.00</b>	<b>32,400.00</b>	<b>0.00%</b>
<b>Dept 9000</b>	<b>EMPLOYEE BENEFITS</b>									
MH.9000.0800	FICA/MEDICARE	470.30	467.81	625.00	753.65	753.65	625.00	625.00	625.00	0.00%
MH.9000.0801	MTA TAX	20.91	20.79	50.00	50.00	33.49	50.00	50.00	50.00	0.00%
<b>Total Dept 9000</b>	<b>EMPLOYEE BENEFITS</b>	<b>491.21</b>	<b>488.60</b>	<b>675.00</b>	<b>803.65</b>	<b>787.14</b>	<b>675.00</b>	<b>675.00</b>	<b>675.00</b>	<b>0.00%</b>
<b>Dept 9901</b>	<b>TRANSFERS TO OTHER FUNDS</b>									
MH.9901.0903	TRANSFER TO GENERAL FUND	3,000.00	3,000.00	3,000.00	3,000.00	0.00	3,000.00	3,000.00	3,000.00	0.00%
<b>Total Dept 9901</b>	<b>TRANSFERS TO OTHER FUNDS</b>	<b>3,000.00</b>	<b>3,000.00</b>	<b>3,000.00</b>	<b>3,000.00</b>	<b>0.00</b>	<b>3,000.00</b>	<b>3,000.00</b>	<b>3,000.00</b>	<b>0.00%</b>
<b>Grand Total</b>		<b>47,708.00</b>	<b>36,108.55</b>	<b>36,075.00</b>	<b>56,797.88</b>	<b>42,730.50</b>	<b>36,075.00</b>	<b>36,075.00</b>	<b>36,075.00</b>	<b>0.00%</b>

**NOTE: One or more accounts may not be printed due to Account Table restrictions.**

# TOWN OF YORKTOWN

## Budget Preparation Report

Fiscal Year: 2024 Period From: 1 To: 12

Account	Description	2021	2022	Original	Adjusted	2023	2024	2024	2024	Variance To
		Actual	Actual	2023 Budget	2023 Budget	Actual Per 1-12	TENTATIVE Stage	PRELIMINA Stage	FINAL Stage	TENTATIVE Stage
<b>Dept 0000</b>	.									
SC.0000.1001	PROPERTY TAXES	63,500.00	63,500.00	63,500.00	63,500.00	63,500.00	61,750.00	61,750.00	61,750.00	-2.76%
SC.0000.1002	APPROPRIATED FUND BALANCE	0.00	0.00	2,500.00	2,500.00	0.00	0.00	0.00	0.00	-100.00%
SC.0000.2401	INTEREST EARNINGS	615.24	3,230.98	750.00	750.00	5,732.64	5,000.00	5,000.00	5,000.00	566.67%
<b>Total Dept 0000</b>	.	<b>(64,115.24)</b>	<b>(66,730.98)</b>	<b>(66,750.00)</b>	<b>(66,750.00)</b>	<b>(69,232.64)</b>	<b>(66,750.00)</b>	<b>(66,750.00)</b>	<b>(66,750.00)</b>	<b>0.00%</b>
<b>Grand Total</b>		<b>(64,115.24)</b>	<b>(66,730.98)</b>	<b>(66,750.00)</b>	<b>(66,750.00)</b>	<b>(69,232.64)</b>	<b>(66,750.00)</b>	<b>(66,750.00)</b>	<b>(66,750.00)</b>	<b>0.00%</b>

**NOTE: One or more accounts may not be printed due to Account Table restrictions.**

# TOWN OF YORKTOWN

## Budget Preparation Report

Fiscal Year: 2024 Period From: 1 To: 12

Account	Description	2021	2022	Original	Adjusted	2023	2024	2024	2024	Variance To
		Actual	Actual	2023 Budget	2023 Budget	Actual Per 1-12	TENTATIVE Stage	PRELIMINA Stage	FINAL Stage	TENTATIVE Stage
<b>Dept 7180</b>	<b>BEACH &amp; POOL FACILITIES</b>									
SC.7180.0402	DEPT SUPPLIES	84.48	324.00	1,000.00	1,000.00	118.82	1,000.00	1,000.00	1,000.00	0.00%
SC.7180.0405	COMMUNITY EVENTS	0.00	0.00	500.00	500.00	0.00	500.00	500.00	500.00	0.00%
SC.7180.0407	ELECTRICITY	1,131.18	1,536.46	1,500.00	1,500.00	992.24	1,500.00	1,500.00	1,500.00	0.00%
SC.7180.0411	PRINTING	228.85	156.94	500.00	500.00	267.10	500.00	500.00	500.00	0.00%
SC.7180.0412	POSTAGE	0.00	211.00	500.00	500.00	396.10	500.00	500.00	500.00	0.00%
SC.7180.0416	MAINTENANCE	17,100.00	16,951.13	20,000.00	25,720.00	19,980.00	25,000.00	25,000.00	25,000.00	25.00%
SC.7180.0441	PROFESSIONAL SERVICES	650.00	7,360.00	7,500.00	2,300.00	0.00	2,000.00	2,000.00	2,000.00	-73.33%
SC.7180.0454	PROPERTY IMPROVEMENTS	28,951.64	17,077.56	20,000.00	21,600.00	6,014.91	20,500.00	20,500.00	20,500.00	2.50%
SC.7180.0467	INSURANCE	1,500.00	0.00	0.00	0.00	0.00	0.00	0.00	0.00	0.00%
SC.7180.0477	WEED CONTROL	8,320.50	7,523.68	10,000.00	10,195.00	8,125.00	10,000.00	10,000.00	10,000.00	0.00%
SC.7180.0497	TAXES	137.29	191.52	250.00	250.00	190.87	250.00	250.00	250.00	0.00%
<b>Total Dept 7180</b>	<b>BEACH &amp; POOL FACILITIES</b>	<b>58,103.94</b>	<b>51,332.29</b>	<b>61,750.00</b>	<b>64,065.00</b>	<b>36,085.04</b>	<b>61,750.00</b>	<b>61,750.00</b>	<b>61,750.00</b>	<b>0.00%</b>
<b>Dept 9901</b>	<b>TRANSFERS TO OTHER FUNDS</b>									
SC.9901.0903	TRANSFER TO GENERAL FUND	5,000.00	5,000.00	5,000.00	5,000.00	0.00	5,000.00	5,000.00	5,000.00	0.00%
<b>Total Dept 9901</b>	<b>TRANSFERS TO OTHER FUNDS</b>	<b>5,000.00</b>	<b>5,000.00</b>	<b>5,000.00</b>	<b>5,000.00</b>	<b>0.00</b>	<b>5,000.00</b>	<b>5,000.00</b>	<b>5,000.00</b>	<b>0.00%</b>
<b>Grand Total</b>		<b>63,103.94</b>	<b>56,332.29</b>	<b>66,750.00</b>	<b>69,065.00</b>	<b>36,085.04</b>	<b>66,750.00</b>	<b>66,750.00</b>	<b>66,750.00</b>	<b>0.00%</b>

**NOTE: One or more accounts may not be printed due to Account Table restrictions.**

# TOWN OF YORKTOWN

## Budget Preparation Report

Fiscal Year: 2024 Period From: 1 To: 12

Account	Description	2021	2022	Original	Adjusted	2023	2024	2024	2024	Variance To
		Actual	Actual	2023 Budget	2023 Budget	Actual Per 1-12	TENTATIVE Stage	PRELIMINA Stage	FINAL Stage	
<b>Dept 0000</b>	.									
SL.0000.1001	TAXES	8,500.00	15,250.00	15,250.00	15,250.00	15,250.00	16,250.00	16,250.00	16,250.00	6.56%
SL.0000.1002	APPROPRIATED FUND BALANCE	0.00	0.00	10,000.00	10,000.00	0.00	7,000.00	7,000.00	7,000.00	-30.00%
SL.0000.2401	INTEREST EARNINGS	311.87	1,316.85	500.00	500.00	2,382.20	2,500.00	2,500.00	2,500.00	400.00%
<b>Total Dept 0000</b>	.	<b>(8,811.87)</b>	<b>(16,566.85)</b>	<b>(25,750.00)</b>	<b>(25,750.00)</b>	<b>(17,632.20)</b>	<b>(25,750.00)</b>	<b>(25,750.00)</b>	<b>(25,750.00)</b>	<b>0.00%</b>
<b>Grand Total</b>		<b>(8,811.87)</b>	<b>(16,566.85)</b>	<b>(25,750.00)</b>	<b>(25,750.00)</b>	<b>(17,632.20)</b>	<b>(25,750.00)</b>	<b>(25,750.00)</b>	<b>(25,750.00)</b>	<b>0.00%</b>

**NOTE: One or more accounts may not be printed due to Account Table restrictions.**


# TOWN OF YORKTOWN

## Budget Preparation Report

Fiscal Year: 2024 Period From: 1 To: 12

Account	Description	2021	2022	Original	Adjusted	2023	2024	2024	2024	Variance To
		Actual	Actual	2023 Budget	2023 Budget	Actual Per 1-12	TENTATIVE Stage	PRELIMINA Stage	FINAL Stage	
<b>Dept 7180</b>	<b>BEACH &amp; POOL FACILITIES</b>									
SL.7180.0401	SUPPLIES	0.00	413.47	1,000.00	1,414.92	649.67	1,000.00	1,000.00	1,000.00	0.00%
SL.7180.0411	PRINTING	0.00	0.00	500.00	500.00	0.00	500.00	500.00	500.00	0.00%
SL.7180.0412	POSTAGE	0.00	0.00	500.00	500.00	0.00	500.00	500.00	500.00	0.00%
SL.7180.0416	MAINT AND REPAIR	15,400.28	30,665.83	20,000.00	25,845.29	9,381.93	20,000.00	20,000.00	20,000.00	0.00%
SL.7180.0430	PROGRAM EXPENSE	0.00	0.00	1,000.00	1,000.00	0.00	1,000.00	1,000.00	1,000.00	0.00%
SL.7180.0450	WATER PURCHASE	0.00	33.41	0.00	0.00	0.00	0.00	0.00	0.00	0.00%
SL.7180.0467	INSURANCE	1,500.00	0.00	0.00	0.00	0.00	0.00	0.00	0.00	0.00%
<b>Total Dept 7180</b>	<b>BEACH &amp; POOL FACILITIES</b>	<b>16,900.28</b>	<b>31,112.71</b>	<b>23,000.00</b>	<b>29,260.21</b>	<b>10,031.60</b>	<b>23,000.00</b>	<b>23,000.00</b>	<b>23,000.00</b>	<b>0.00%</b>
<b>Dept 9901</b>	<b>TRANSFERS TO OTHER FUNDS</b>									
SL.9901.0903	TRANSFER TO GENERAL FUND	2,500.00	2,750.00	2,750.00	2,750.00	0.00	2,750.00	2,750.00	2,750.00	0.00%
<b>Total Dept 9901</b>	<b>TRANSFERS TO OTHER FUNDS</b>	<b>2,500.00</b>	<b>2,750.00</b>	<b>2,750.00</b>	<b>2,750.00</b>	<b>0.00</b>	<b>2,750.00</b>	<b>2,750.00</b>	<b>2,750.00</b>	<b>0.00%</b>
<b>Grand Total</b>		<b>19,400.28</b>	<b>33,862.71</b>	<b>25,750.00</b>	<b>32,010.21</b>	<b>10,031.60</b>	<b>25,750.00</b>	<b>25,750.00</b>	<b>25,750.00</b>	<b>0.00%</b>

**NOTE: One or more accounts may not be printed due to Account Table restrictions.**



## EMERGENCY SERVICES

The Town of Yorktown has two fire districts and three Emergency Ambulance: Yorktown Heights Fire District, Lake Mohegan Fire District, Yorktown Advance Life Support District, Yorktown Volunteer Ambulance Corp and Mohegan Volunteer Fire Association/Volunteer Ambulance Corp.

Advance Life Support works with both Volunteer Ambulance Services, as needed for appropriate patient care. ALS is a separate taxing district to all Yorktown residents.

The Board of Fire Commissioners for each fire district set forth and adopt their respective budgets. The amounts are collected through the annual tax collection process. In May of each year, the Town, as the collection agent, distributes the amount raised by taxes to the corresponding fire districts.



# YORKTOWN'S EMERGENCY MEDICAL SERVICES

## PROVIDED BY THREE DIFFERENT ENTITIES



	<b>Yorktown Advance Life Support District</b>	<b>Yorktown Volunteer Ambulance Corp (YVAC)</b>	<b>Mohegan Volunteer Fire Association Volunteer Ambulance Corp</b>
<b>Level of Service</b>	Advanced Life Support (ALS) Paramedic	Advanced Life Support (ALS) EMT - I	Advanced Life Support (ALS) EMT - I
<b>Service Area</b>	Town of Yorktown	Town of Yorktown Primarily Yorktown Fire District	Mohegan Fire District
<b>Personnel</b>	Paramedics via contract with Empress Ambulance Service	Volunteer EMT's and support personnel	Volunteer EMT's and support personnel
<b>Vehicles</b>	1 FlyCar via contract with Empress Ambulance Service	3 Ambulances	3 Ambulances
<b>Housing</b>	Rented space in YVAC HQ	Private HQ with 4 bay garage, offices, storage, training & living quarters	Use facilities from Mohegan Volunteer Fire Association
<b>Equipment</b>	3 full sets of medical gear via contract with Empress Ambulance Service	3 sets of medical gear - State certified	3 sets of medical gear - State certified
<b>Funding</b>	<ul style="list-style-type: none"> <li>• Town of Yorktown ALS District Taxes</li> <li>• Patient Insurance Billing - Mohegan</li> </ul>	<ul style="list-style-type: none"> <li>• Fund Drives</li> <li>• Patient Insurance Billing</li> </ul>	Patient Insurance Billing
<b>Hours of Service</b>	<ul style="list-style-type: none"> <li>• 2 Paramedics: 8am to 8pm</li> <li>• 1 Paramedic: 8pm to 8am</li> <li>• Supplemented by paged volunteer paramedics</li> </ul>	<ul style="list-style-type: none"> <li>• 24 hours a day by in-house roster of volunteers</li> <li>• Supplemented by paged volunteers</li> </ul>	<ul style="list-style-type: none"> <li>• 24 hours a day by paged volunteers with two-way radio communication</li> </ul>

Note: ALS Paramedic Service works with both Volunteer Ambulance Services as needed for appropriate patient care.

ALS Intermediate Volunteer Ambulance Services provide all transport, occasionally supplemented by STAT Flight helicopter

# TOWN OF YORKTOWN

## Budget Preparation Report

Fiscal Year: 2024 Period From: 1 To: 12

Account	Description	2021	2022	Original	Adjusted	2023	2024	2024	2024	Variance To
		Actual	Actual	2023 Budget	2023 Budget	Actual Per 1-12	TENTATIVE Stage	PRELIMINA Stage	FINAL Stage	TENTATIVE Stage
<b>Dept 0000</b>	.									
SM.0000.1001	REAL PROPERTY TAXES	656,379.12	728,050.00	731,650.00	731,650.00	731,650.00	765,745.00	765,745.00	765,745.00	4.66%
SM.0000.1002	APPROPRIATED FUND BALANCE	0.00	0.00	0.00	6,000.00	0.00	0.00	0.00	0.00	0.00%
SM.0000.1081	PAYMENTS IN LIEU OF TAXES	0.00	45.00	0.00	0.00	45.00	0.00	0.00	0.00	0.00%
SM.0000.1625	PATIENT BILLING (MOHEGAN)	10,000.00	32,401.90	25,000.00	25,000.00	48,559.11	10,000.00	10,000.00	10,000.00	-60.00%
SM.0000.2401	INTEREST EARNINGS	416.80	2,831.71	400.00	400.00	4,068.33	2,500.00	2,500.00	2,500.00	525.00%
<b>Total Dept 0000</b>	.	<b>(666,795.92)</b>	<b>(763,328.61)</b>	<b>(757,050.00)</b>	<b>(763,050.00)</b>	<b>(784,322.44)</b>	<b>(778,245.00)</b>	<b>(778,245.00)</b>	<b>(778,245.00)</b>	<b>2.80%</b>
<b>Grand Total</b>		<b>(666,795.92)</b>	<b>(763,328.61)</b>	<b>(757,050.00)</b>	<b>(763,050.00)</b>	<b>(784,322.44)</b>	<b>(778,245.00)</b>	<b>(778,245.00)</b>	<b>(778,245.00)</b>	<b>2.80%</b>

**NOTE: One or more accounts may not be printed due to Account Table restrictions.**

# TOWN OF YORKTOWN

## Budget Preparation Report

Fiscal Year: 2024 Period From: 1 To: 12

Account	Description	2021	2022	Original	Adjusted	2023	2024	2024	2024	Variance To
		Actual	Actual	2023 Budget	2023 Budget	Actual Per 1-12	TENTATIVE Stage	PRELIMINA Stage	FINAL Stage	TENTATIVE Stage
<b>Dept 4540</b>	<b>EMERGENCY MEDICAL SERVICES ALS</b>									
SM.4540.0425	PARAMEDIC CONTRACT	654,500.00	715,000.00	743,600.00	743,600.00	681,633.37	758,545.00	758,545.00	758,545.00	2.01%
SM.4540.0430	YVAC: PARAMEDIC SUPPORT	11,700.00	8,775.00	11,700.00	17,700.00	7,350.00	17,700.00	17,700.00	17,700.00	51.28%
SM.4540.0440	AUDIT FEE	0.00	0.00	0.00	0.00	0.00	750.00	750.00	750.00	100.00%
SM.4540.0498	TAX REFUNDS	230.65	658.58	1,500.00	1,500.00	48.69	1,000.00	1,000.00	1,000.00	-33.33%
<b>Total Dept 4540</b>	<b>EMERGENCY MEDICAL SERVICES ALS</b>	<b>666,430.65</b>	<b>724,433.58</b>	<b>756,800.00</b>	<b>762,800.00</b>	<b>689,032.06</b>	<b>777,995.00</b>	<b>777,995.00</b>	<b>777,995.00</b>	<b>2.80%</b>
<b>Dept 9700</b>	<b>DEBT SERVICES</b>									
SM.9700.0710	INTEREST EXPENSE	33.21	17.71	250.00	250.00	240.15	250.00	250.00	250.00	0.00%
<b>Total Dept 9700</b>	<b>DEBT SERVICES</b>	<b>33.21</b>	<b>17.71</b>	<b>250.00</b>	<b>250.00</b>	<b>240.15</b>	<b>250.00</b>	<b>250.00</b>	<b>250.00</b>	<b>0.00%</b>
<b>Grand Total</b>		<b>666,463.86</b>	<b>724,451.29</b>	<b>757,050.00</b>	<b>763,050.00</b>	<b>689,272.21</b>	<b>778,245.00</b>	<b>778,245.00</b>	<b>778,245.00</b>	<b>2.80%</b>

**NOTE: One or more accounts may not be printed due to Account Table restrictions.**

YORKTOWN HEIGHTS FIRE DISTRICT

BUDGET FOR THE YEAR 2024

PERSONNEL SERVICES	\$ 68,784	
MAINTENANCE AND SERVICES	876,560	
ALLOCATED RESERVES	480,000	
BOND & BOND INTEREST PAYMENTS	431,944	
SERVICE AWARDS	43,000	
INSURANCE	<u>98,000</u>	
TOTAL BUDGET		\$ 1,998,288
LESS ANTICIPATED REVENUES & APPROPRIATIONS		(3,000)
TO BE RAISED BY TAX		<u>\$ 1,995,288</u>

Dated October 17, 2023

Signed, approved and requested by the Yorktown Board of Fire Commissioners

**Charles Moseman**  
**David Klaus**  
**Martin McGannon**  
**Jason Swart**  
**Joseph Schneider**

Town Clerk's Office

OCT 27 2023

Diana L. Quast, Town Clerk  
Town of Yorktown, New York

**Yorktown Heights Fire District  
2024 Budget**

	Jan - Dec 2023 Est	2023 Budget	2024 Budget
<b>Ordinary Income/Expense</b>			
<b>Income</b>			
Real Property Taxes	1,950,846.00	1,950,846.00	1,995,288.00
Interest	6,550.42	300.00	3,000.00
Insurance Recoveries	11,619.58		
Miscellaneous Revenue	3,068.20		
Grant	1,500.00		
<b>Total Income</b>	<u>1,973,584.20</u>	<u>1,951,146.00</u>	<u>1,998,288.00</u>
<b>Expense</b>			
<b>Fire Protection Contractual</b>			
Grant Expense	1,500.00		
Insurance Reimb. Expense	11,619.58	0.00	0.00
Annual Inspection	5,000.00	5,000.00	5,000.00
Apparatus Expense	193,000.00	200,000.00	200,000.00
Buildings & Grounds	96,000.00	90,000.00	100,000.00
Certiorari	5,000.00	5,000.00	5,000.00
Dues	3,000.00	2,000.00	2,500.00
Election Expense	1,000.00	1,000.00	1,000.00
Professional Fees	70,000.00	65,000.00	75,000.00
Medical/Physical Fitness	24,532.00	25,000.00	31,060.25
Dry Hydrant	0.00	10,000.00	10,000.00
Equipment-Purchases	60,000.00	60,000.00	60,000.00
Equipment-Repairs/Maintenance	40,000.00	40,000.00	40,000.00
Equipment-Dive Team	12,000.00	12,000.00	12,000.00
Radios-Equipment	18,000.00	16,000.00	20,000.00
Radios-Repairs/Maintenance	5,000.00	5,000.00	5,000.00
Insurance-General	97,000.00	90,564.00	100,000.00
IT	18,500.00	15,000.00	20,000.00
Training & Meetings	7,000.00	10,000.00	6,000.00
Stationery & Postage	2,000.00	2,000.00	2,000.00
Miscellaneous-Notices	3,000.00	3,000.00	3,000.00
Recruitment	3,000.00	3,000.00	3,000.00
Rent	80,900.00	82,000.00	85,000.00
Uniforms	4,000.00	4,000.00	4,000.00
Supplies	21,700.00	19,563.00	22,000.00
Telephone	14,500.00	15,000.00	15,000.00
Utilities	39,000.00	40,000.00	40,000.00
Contingency Fund	31,681.25	13,814.25	10,000.00
<b>Total Fire Protection Contractual</b>	<u>867,932.83</u>	<u>833,941.25</u>	<u>876,560.25</u>
Retirement	8,000.00	10,000.00	8,500.00
Service Awards Admin. Expenses	600.00	2,335.00	8,000.00
Service Awards Contributions	29,967.23	29,968.00	35,000.00
Payroll Expense	55,000.00	55,000.00	56,000.00
Taxes-Payroll	4,208.00	4,208.00	4,284.00
Insurance-Workers Comp.	73,209.29	80,000.00	80,000.00
Insurance-Life	15,000.00	18,000.00	18,000.00
Bond - Station #2	175,000.00	175,000.00	175,000.00
Interest-Bond - Station #2	9,625.00	9,625.00	5,906.25
Bond - Apparatus	165,000.00	165,000.00	160,000.00

	Jan - Dec 2023	2023 Budget	2024 Budget
	Est		
Interest-Bond - Apparatus	88,068.75	88,068.75	91,037.50
Reserve Funds			
Apparatus Reserve	300,000.00	300,000.00	300,000.00
Communication Reserve	75,000.00	75,000.00	75,000.00
Repair Reserve	45,000.00	45,000.00	45,000.00
Ladder Reserve	60,000.00	60,000.00	60,000.00
Total Reserve Funds	480,000.00	480,000.00	480,000.00
Total Expense	1,971,611.10	1,951,146.00	1,998,288.00
Net Ordinary Income	1,973.10	0.00	0.00

Tax Levy Limit Calculation (Tax Cap)	
Real Property Tax Levy FYE 2023	1,950,846
Tax Base Growth Factor 1.0027	1,956,113
Allow. Levy Growth Factor 1.0200	1,995,236
Available Carryover from FY 2023	0
ERS Exclusion	52
Tax Levy Limit	1,995,288
Over/(Under) Tax Levy Amount	0

**2024 ADOPTED BUDGET**

**LAKE MOHEGAN FIRE DISTRICT**

Town of Yorktown  
Town of Cortlandt  
County of Westchester

FILE WITH TOWN BUDGET OFFICER

This Budget was approved on October 17, 2023 by the Board of Fire Commissioners

\_\_\_\_\_  
JOSEPH STEWART  
Commissioner

\_\_\_\_\_  
ANTHONY IANNONE  
Commissioner

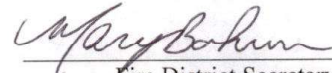
\_\_\_\_\_  
CHRISTOPHER GRAVIUS JR.  
Commissioner

\_\_\_\_\_  
SUSAN SEE  
Commissioner

\_\_\_\_\_  
MARK BAUMBLATT  
Commissioner

(It is not necessary for the Commissioners to sign this budget, if the Fire District Secretary completes the following certificate).


**This is to certify that the Final Budget was approved by the Board of Fire Commissioners on October 17, 2023**

  
\_\_\_\_\_  
Fire District Secretary

Town Clerk's Office

OCT 19 2023

Diana L. Quast, Town Clerk  
Town of Yorktown, New York







LAKE MOHEGAN FIRE DISTRICT  
 WORKSHEET FOR COMPUTATION OF  
 2024 SPENDING LIMITATIONS  
 TOWN LAW 176 (18)

FULL VALUATION	\$ 6,382,913,483
SUBTRACT FIRST MILLION OF VALUATION	\$1,000,000
EXCESS OVER FIRST MILLION OF VALUATION	\$6,381,913,483
MULTIPLY ONE MILLION	0.001
EXPENDITURE PERMITTED ON FULL VALUATION ABOVE \$1,000,000	\$6,381,913.48
ADD EXPENDITURE PERMITTED ON FULL VALUATION ABOVE \$1,000,000	\$2,000
EXPENDITURE PERMITTED ON FULL VALUATION	\$6,383,913
ADD AMOUNTS EXCLUDABLE:SERVICE AWARDS PROGRAM (434)	\$245,000
COST OF FUEL FOR EMERGENCY VEHICLES (421A & 421B)	\$70,000
PRINCIPAL & INTEREST ON BONDS, BOND ANTICIPATION NOTES, CAPITAL NOTES & BUDGET NOTES	
INTEREST ON TAX ANTICIPATION NOTE (403)	\$65,000
COMPENSATION OF PAID FIRE DISTRICT OFFICERS, FIRE DEPARTMENT OFFICERS,FIREFIGHTERS AND OTHER PAID PERSONEL OF DISTRICT (400A,400B,400C & 400D)	\$4,942,440
DISTRICT CONTRIBUTIONS TO STATE EMPLOYEES RETIREMENT SYSTEM (402)	\$1,255,000
PAYMENTS TO DISABLED FIREFIGHTERS (207A) (426)	\$225,000
LIABILITY INSURANCE PURSUANT TO VOLUNTEER FIREFIGHTERS BENEFIT LAW, WORKERS COMPENSATION LAW & PAYMENTS REQUIRED AS SELF-INSURED (404)	\$276,000
HOSPITALIZATION & DENTAL PLANS (405A & 405B)	\$1,399,964
ANNUAL AUDIT FEE (PART OF 427)	\$10,000
DISTRICT CONTRIBUTION TO SOCIAL SECURITY/MEDICARE (401)	\$378,097

PAYMENT OF COMPROMISED CLAIMS & JUDGEMENTS AMOUNTS RECEIVED FROM FIRE PROTECTION CONTRACTS (433)	\$40,000
APPROPRIATIONS TO RESERVE FUNDS ESTABLISHED PURSUANT TO THE GENERAL MUNICIPAL LAW (406)	\$100,000
INSURANCE PROCEEDS (LOSS OR DAMAGE TO PROPERTY)	\$0
UNEMPLOYMENT INSURANCE CONTRIBUTIONS	\$0
AUTHORIZED INCREASE IN SPENDING LIMITATIONS	\$0
SPENDING LIMITATIONS FOR 2023	\$15,390,414

**LAKE MOHEGAN FIRE DISTRICT  
WORKSHEET FOR COMPUTATION OF  
2024 SPENDING LIMITATIONS  
TOWN LAW 176 (18)**

**PERSONNEL SERVICES:**

FIREFIGHTERS	\$3,396,085
FIRE CHIEF	\$175,000
FIRE CAPTAIN	\$148,000
CAREER LIEUTENANTS	\$653,355
OVERTIME	\$485,000
SECRETARY	\$25,000
TREASURER	\$60,000
<b>TOTAL ( B )</b>	<b>\$4,942,440</b>

**CONTRACTUAL & OTHER EXPENSES**

PUBLIC LIABILITY,PROPERTY DAMAGE & TREASURER'S BOND INSURANCE (407)	\$112,000
OFFICE SUPPLIES (409A)	\$5,000
POSTAGE & UPS (409B)	\$1,000
MILEAGE & EZ-PASS (409C)	\$500
TRAINING (410A)	\$7,000
CME TRAINING (410B)	\$7,120
FDIC CONFERENCE (410C)	\$10,000
APPARATUS LOAN PAYMENTS (411)	\$87,397
VEHICLE REPLACEMENT (411A)	\$20,000
ASSN. DUES (412)	\$2,000
UNIFORMS - PPF (413)	\$20,200
NEW HIRE EXPENSES (413A)	\$104,849
COMMISSIONER ELECTION (414)	\$3,500
PUBLIC NOTICE (415)	\$2,000
HEATING FUEL/PROPANE(416A)	\$45,000
ELECTRIC (416B)	\$42,000
INTERNET SERVICE (416C)	\$8,500
OTHER UTILITIES (416D)	\$4,000

**EQUIPMENT:**

PURCHASES (408)	\$93,828
EMS SUPPLIES (408A)	\$10,000
REPAIRS (408B)	\$20,000
ANNUAL EQUIP. TESTING (408C)	\$22,010
CHIEF'S REQUEST (408D)	\$24,250
TURNOUT GEAR (408E)	\$71,200
RADIO EQUIPMENT (408F)	\$1,000
AIR PACKS (408G)	
TURN OUT GEAR REPAIR	\$12,000


SERVICE CONTRACTS (435)	\$131,000	BUILDING & GROUNDS(417A)	\$30,000
TOTAL ( C )	\$385,288	GROUNDS MAINTENANCE (417B) CONTRACTUAL	\$40,000
		RENT (418)	\$79,218
TOTAL ( A )	\$4,064,061	MAINT. SUPPLIES (419)	\$12,000
TOTAL ( B )	\$4,942,440	APPARATUS REPAIR (420)	\$200,000
TOTAL ( C )	\$385,288	TELEPHONES (423A)	\$19,000
TOTAL ( D )	\$946,284	LIGHTPATH (423B)	\$4,500
		TELEPHONE SYSTEM (423C)	\$1,000
		MEDICAL EXAMS (424)	\$25,000
<b>TOTAL</b>	<b>\$10,338,073</b>	PROFESSIONAL FEES(427)	\$15,000
		SUBSCRIPTIONS (430)	\$1,000
		CHIEF'S INSPECTION (431)	\$15,000
		OFFICE EQUIPMENT (436)	\$13,000
		FIRE POLICE (437)	\$7,000
		CONVENTIONS (438)	\$2,500
		<b><u>TOTAL ( D )</u></b>	<b>\$946,284</b>

ESTIMATED REVENUES

		ACTUAL REVENUES 2022	BUDGET AS MODIFIED 2023	PRELIMINARY ESTIMATES 2024	ADOPTED BUDGET 2024
A1081	OTHER PAYMENTS IN LIEU OF TAXES	\$1,980	\$3,015	\$1,300	\$1,300
A2262	FIRE PROTECTION & OTHER SERVICES				
A2401	INTEREST & EARNINGS	\$13,449	\$4,000	\$45,000	\$45,000
A2410	RENTALS				
A2411	VERIZON CELL TOWER LEASE WITH AT&T PAYMENTS	\$26,798	\$27,809	\$28,452	\$28,452
A2660	SALES OF ASSETS	\$67,942			
A2701	REFUNDS OF EXPENDITURES	\$90,812	\$5,000	\$11,666	\$11,666
A2705	GIFTS & DONATIONS				
A2770	MISCELLANEOUS	\$2,280	\$100	\$100	\$100
A3389	STATE AID, OTHER PUBLIC SAFETY (CME RECERTIFICATIONS)	\$2,400	\$4,800	\$4,000	\$4,000
A4389	FEDERAL AID, OTHER PUBLIC SAFETY (specify) FEMA	\$65,183			
A9050.8	UNEMPLOYMENT INSURANCE				
A9060.8	HOSPITAL, MEDICAL & ACCIDENT INSURANCE	\$103,152			
A5031	INTERFUND TRANSFERS				
	<b>TOTALS</b>	<b>\$372,016</b>	<b>\$44,724</b>	<b>\$90,518</b>	<b>\$90,518</b>

APPROPRIATIONS

	ACTUAL EXPENDITURES 2022	BUDGET AS MODIFIED 2023	PRELIMINARY ESTIMATES 2024	ADOPTED BUDGET 2024
SALARY-TREASURER	\$56,000	\$60,000	\$60,000	\$60,000
SALARY - OTHER	\$4,470,851	\$4,659,585	\$4,882,440	\$4,882,440
OTHER PERSONNEL SERVICES				
A3410.1 TOTAL PERSONNEL SERVICES	\$4,526,851	\$4,719,585	\$4,942,440	\$4,942,440
A3410.2 EQUIPMENT	\$274,733	\$500,813	\$353,288	\$385,288
A3410.4 CONTRACTUAL EXPENDITURES	\$1,027,080	\$981,595	\$1,026,284	\$1,026,284
A1930.4 JUDGEMENTS & CLAIMS	\$10,727	\$40,000	\$40,000	\$40,000
A1989.0 APPROPRIATIONS TO GENERAL FUND		\$100,000	\$100,000	\$100,000
A9010.8 STATE RETIREMENT FUND	\$1,167,828	\$1,212,000	\$1,255,000	\$1,255,000
A9025.8 LOCAL PENSION FUND	\$200,000	\$245,000	\$245,000	\$245,000
A9030.8 SOCIAL SECURITY	\$333,722	\$361,048	\$378,097	\$378,097
A9040.8 WORKER'S COMPENSATION	\$241,392	\$260,000	\$276,000	\$276,000
A9060.8 HOSPITAL, MEDICAL & ACCIDENT INSURANCE	\$1,234,905	\$1,337,550	\$1,391,500	\$1,399,964
A9085.8 SUPP. BENEFIT PAYMENTS TO DISABLED FIREFIGHTERS(207A)	\$211,680	\$218,500	\$225,000	\$225,000
A9710.6 REDEMPTION OF BONDS				
A9710.7 INTEREST ON BONDS				
A9760.7 INTEREST ON NOTES	\$7,327	\$22,000	\$43,000	\$65,000
A9901.9 TRANSFER TO OTHER FUNDS				
<b>TOTALS</b>	\$9,236,245	\$9,998,091	\$10,275,609	\$10,338,073



## PERSONNEL INFORMATION

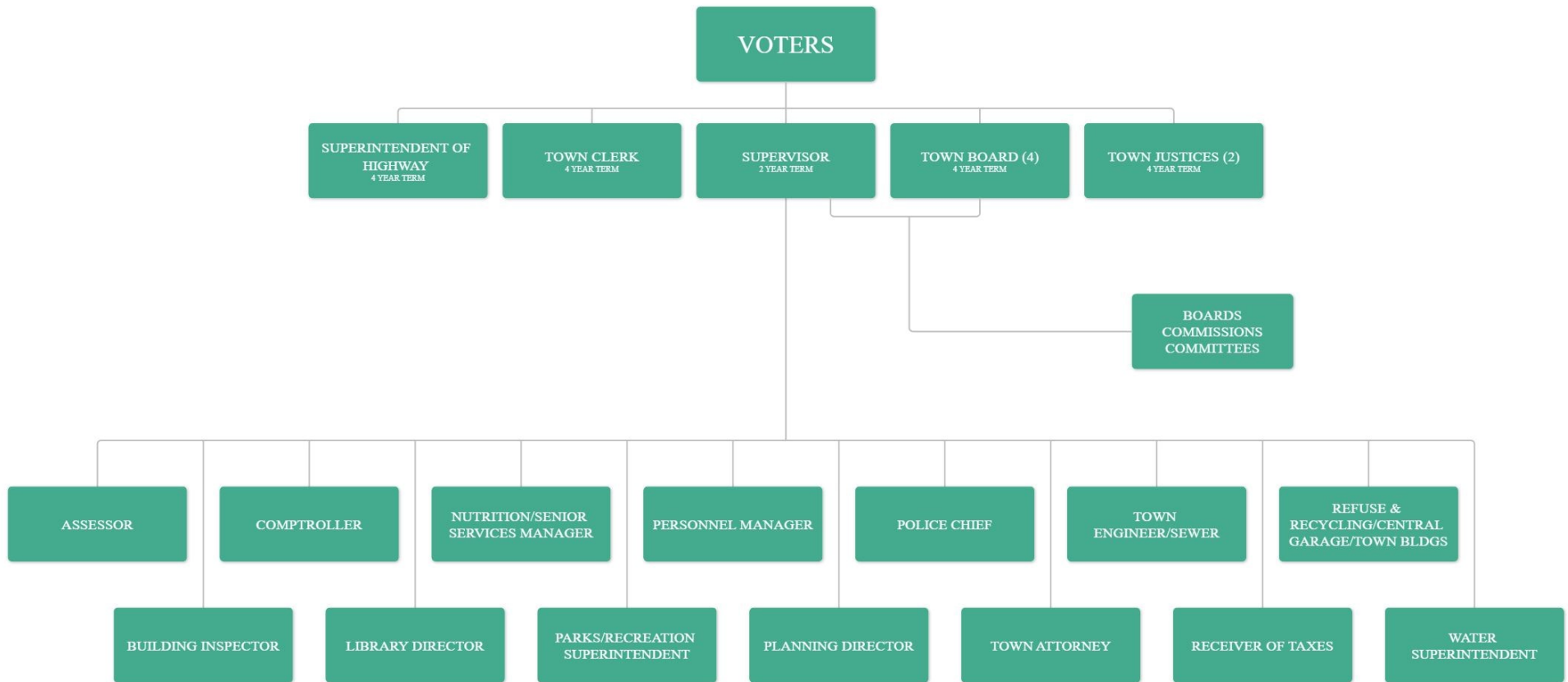
This section contains information on full time staff for departments. There is also a personnel cost summary for the current year and budgeted year, which includes permanent part time employees.

With the exception of the elected officials, department heads, appointed staff, part-time employees and police officers, all employees are part of the Civil Service Employees Association Inc., Local 1000, AFSCME, AFL-CIO and are paid according to the bargaining agreement's salary schedules that reflect job titles in increments of five annual steps.

The Police Benevolent Association bargaining unit represents the police officers, detectives and sergeants. The Superior Officers bargaining unit represents the lieutenants.

Salaries are reflected in accordance with the applicable agreements.

# TOWN OF YORKTOWN Organizational Chart





# DEPARTMENT DESCRIPTIONS



The Town of Yorktown is comprised of five business centers and many residential hamlets throughout its 40 square miles. Town government consists of 23 different departments employing 253 full time employees.

**Assessor:** The duty of the town Assessor is to provide fair and equitable valuations for all real property to insure a proper distribution of taxes throughout the Town. The assessed valuation determines what the proportional share of taxes will be for each parcel within the Town for school districts, Town, County and special districts. This office conducts inspections of parcels which have received building permits and/or inventory changes resulting in adjustments in the assessed valuation to achieve and maintain equity. The Assessor is also responsible for maintaining current ownership records for each parcel of real property and serves as the administrator of all tax exemptions (STAR, senior citizen 467, Veteran, Clergy, agricultural) which are authorized by the State of New York and wholly exempt parcels owned and occupied by non-profit organizations which qualify by reason of religious, charitable or educational use. In all cases, applications for these exemptions must be filed no later than May 1<sup>st</sup>.

**Building Department:** The Building Department administers and enforces the New York State Uniform Fire Prevention and Building Code, New York State Energy Conservation, Construction Code and many local laws, including the zoning ordinance, alarm regulations, dumping and property maintenance laws. The Department issues building permits and certificates of occupancy and processes applications for the Zoning Board of Appeals. The fire inspector is responsible for inspecting commercial, industrial and residential structures to assure compliance with all New York State fire prevention laws.

**Building Maintenance:** The employees in the Building Maintenance department are responsible for the performance of routine & daily upkeep & cleaning of Town Hall and the Albert A. Capellini Community & Cultural Center buildings and grounds. These buildings house the majority of Town departments. The Albert A. Capellini Community & Cultural Center is also the home of the Senior Center, Museum, Theater, two nursery schools and a variety of other tenants. In addition, these employees undertake additional renovation projects such as painting, refurbishing, flooring installation, office relocation, etc. They also assist other Town departments with maintenance as well as during special events.

**Central Garage:** The employees of Central Garage are responsible for the safe performance of all town vehicles. The staff completes diesel emission inspections for Town trucks, installs equipment on all new police vehicles and oversees the computerized fuel system that services most town vehicles and trucks. The department collects used motor oil from town residents to reuse as fuel to heat its garage.

**Engineering Department:** The Engineering Department reviews all development applications and makes recommendations to the appropriate approval authority; issues wetlands, erosion and sediment control, tree and storm water permits according to thresholds set in Town laws; and makes recommendations to the Building Inspector prior to the granting of Certificates of Occupancy. It prepares engineering plans and bid specifications for many Town public works projects, supervises the construction of public works projects and inspects public improvements constructed as part of approved site plans, subdivision and parking plans. It coordinates the creation of new sewer districts and oversees the construction of new sewer lines, and the operation of the Yorktown Heights Sewage Treatment Plant as well as sewer lines and pump stations located throughout Town, The Town's GIS information system is also maintained by this department.

**Finance Department:** The Finance Department is responsible for reviewing, approving, recording and monitoring all Town financial transactions and safeguarding all Town assets (cash, property and buildings) and investing the Town's cash reserves. Financial transactions include accounts payable (requisitions, purchase orders as well as the issuance and reconciliation of checks) and accounts receivable (recording of all deposits and proof of bank reconciliations). This department processes bi-weekly payrolls, administers employee benefit programs (medical/dental/vision insurances, flex accounts) for all full and part time employees, submits information to the NYS Retirement system on behalf of all employees and manages the Town's self-insured Workers Compensation program. The staff works with all departments to insure adherence to approved budgetary expenditure amounts as well as procurement. The Comptroller is responsible for the Town's computer network, annual internal audit and filing of the annual update document with the NYS Comptroller's office. The Comptroller also works in conjunction with the Supervisor to prepare the Town's budget.

**Highway Department:** Highway Department is accountable for maintaining approximately 200 miles of roads and bridges located within the Town in a safe and passable manner. Maintenance includes paving, sweeping, striping, repairing damage and installation of new regulatory road and street name signs. The Department is also responsible for repairing and replacing drainage structures throughout the town; ensuring all catch basins and other drainage facilities along Town roads are free of debris; removing snow and ice on all town roads, sidewalks and town parking lots; maintaining, cutting or trimming of trees along the Town's roads; and managing the Town's Organic Waste Facility. Additionally, the Department is responsible for issuing driveway and street opening permits, the maintenance of all highway trucks and equipment, mowing Town right of ways along all roads, installing and repairing guide/guard rails and responding to all Police Emergencies when requested by the Chief of Police or any police officer.

**Legal Department:** The principal function of the Town Attorney is to advise the Town Board, Department Heads and other officers of the town with regard to the functions and legal issues relating to the duties of their respective offices. The Department assists with the development of and drafts proposed legislation, rules, regulations and policies for Town programs and operations; negotiates, drafts and reviews agreements, contracts, bid documents, deeds, easements, and other legal instruments for Town transactions; defends, supervises and coordinates the defense of actions and proceedings against the Town, its officers, boards and commissions in any action brought against it or them in their official capacities; pursues the collection of delinquent real property taxes through In Rem foreclosure proceedings; prosecutes criminal and civil actions arising out of violations of Town ordinances and coordinates with Town's insurance carriers and their attorneys in defense of the Town against tort claims.

**Library:** The John C Hart Memorial Library offers a variety of media to patrons of all ages. From books to periodicals, DVD's, CD's, reference, audio and e-books, and video games to movies the Library offers the community a variety of enrichment opportunities. Programs include book clubs, teacher in the Library, theater events, arts and crafts and seasonal classes, concert series and a senior benefits info center. The Library partners with the Westchester Children's Museum to provide an array of opportunities to younger patrons while also providing a program for homebound residents who are unable to get to the Library. The Friends of the Library also fund and sponsor other educational and cultural programs.

**Refuse & Recycling:** The employees of this department are responsible for all scheduled and special bulk trash pickups, as well as the seasonal leaf and Christmas tree pickups. The Department also oversees the household garbage and recycling collections for residential properties that are contracted out (Commercial properties are responsible for contracting for their own garbage collection and recycling). The Department provides a green recycle container to each household, sells biodegradable paper leaf bags, maintains a drop off for rechargeable batteries and oversees both the "Adopt a Road" program and annual volunteer "Battle of Yorktown" initiative that removes litter and debris from the Town's roadsides. This department has also instituted a food scrap program for Town residents in conjunction with Westchester County.

**Parks and Recreation Department:** The recreation side of the Parks and Recreation Department provides diversified programs for all age groups, from tots to senior citizens. Each summer a variety of summer day camps for children age 4 to 14 including half day, full day and travel / adventure are organized. Seniors can participate in exercise programs, painting classes or an assortment of clubs while adults can be enticed with workouts, art classes or sports. The Recreation Department works with community groups such as the Lions Club to co-sponsor events such as the free summer concerts, Halloween Parade, Easter Egg Hunt, free outdoor movies and the ever-growing Holiday Electric Lights Parade. This Department works with local athletic clubs as well as Nor-West Special Services, a non-profit group for persons with special needs to provide recreational programming for all. The parks side of the department is responsible for the maintenance of 33 parks and recreational facilities located throughout Town, including two pool complexes, a public beach, a skateboard park, tennis courts, playgrounds and an extensive trail system that provides both active and passive recreational opportunities for Town residents.

**Planning Department:** The Planning Department provides professional services to the Town Board, Planning Board, Zoning Board of Appeals, Conservation Board and the Advisory Board of Architecture and Community Appearance. The staff is responsible for long range planning studies, special projects such as the Comprehensive Plan, the Community Development Block Grant (CDBG) program and the review of current site plans, parking plans and subdivision applications. The Department also reviews applications for wetland, tree, storm water and erosion and sediment control permits that are part of site plan or subdivision application and oversees compliance with the New York State Environmental Quality Review Act (SEQRA).

**Police Department:** The Police Department's services fall into three distinct categories: law enforcement including investigating criminal activity, arresting offenders and recovering property; emergency services including responding to traffic accidents, providing first aid to the sick and injured and dispatching emergency services; and non-emergency services including the DARE program, School Resource Officer Program, Public Safety Officer, Animal Control, fingerprinting services for pistol permits, licenses and travel documents.

**Section 8:** The Section 8 Rental Assistance Program provides rent subsidies to eligible elderly, disabled and low-income individuals and families wishing to reside in Yorktown. Funded by the U.S. Department of Housing and Urban Development, the subsidy is based on the family's size and composition, income and assets. The Program maintains a waiting list of eligible individuals and families.

**Senior Citizen Nutrition Center:** Located in the Albert A. Capellini Community and Cultural Center (AACCCC) the Nutrition Center provides senior citizens with a place to gather and have a nourishing lunch-time meal at a reasonable cost. The staff of this department also delivers meals to home bound seniors. Additionally, the Center also provides transportation for seniors to the AACCCC, as well as for medical visits within Yorktown and for grocery shopping. The Center also organizes a variety of wellness and entertainment programs for seniors.

**Sewer Department:** The Sewer Department, under the direction of the Town Engineer, operates and maintains the Yorktown Heights Water Pollution Control Facility that treats up to 2.5 million gallons of sewage per day on a monthly average basis. It also operates and maintains 14 pump stations and approximately 80 miles of sewer lines leading to either the Yorktown treatment plant or the regional sewage treatment plant in Peekskill. The Yorktown Heights plant is regulated by both the New York State Department of Environmental Conservation (DEC) and the New York City Department of Environmental Protection (DEP).

**Supervisor:** The Town Supervisor is the chief executive officer and chief fiscal officer for the Town of Yorktown. As chief fiscal officer, the Supervisor is responsible for presenting a tentative budget and managing the Town's fiscal affairs. The Supervisor oversees the daily administration of all Town departments and represents the Town in regional matters by working closely with elected officials at all levels of government. The Supervisor is also a member of the Town Board and in that capacity presides over Town Board meetings and votes on all matters before the Board.

**Tax Office:** Under the direction of the Receiver of Taxes, the Tax Department is responsible for compiling, printing, collating and mailing tax bills for all parcels located within the Town of Yorktown. The Department collects all taxes levied by the Town, including special district taxes such as fire, parks, sewer and water, as well as county and school taxes for the parts of the Town located within the Yorktown, Lakeland, Croton and Ossining school districts. It also collects payments of all water bills.

**Town Board:** The Town Board is the Town's legislative body and as such is responsible for enacting new local laws and ordinances, adopting new policies, setting short and long-term goals for the Town, and hiring and dismissal of all Town employees. The Town Board also approves the Town's annual budget and sets the tax rate for the Town and all special districts.

**Town Clerk:** The Town Clerk's office serves as the hub of the community by providing the public with information in person, by phone, mail or online. Many of the Town Clerk's responsibilities are mandated by the state and local law. In addition to serving as the Town's Registrar of Vital Statistics, the Town Clerk is also the Town's Records Management Officer and is responsible for maintaining all records, books and papers of the Town. The Town Clerk attends all meetings of the Town Board and is responsible for taking minutes of the meeting

and recording all actions taken by the Town Board. The Town Clerk's office also issues various licenses and permits, recruits election inspectors and in coordination with the Westchester County Board of Elections, oversees the operation of both primary and general elections within the Town.

**Town Court:** Two Town Justices preside over criminal, civil, traffic tickets and landlord/tenant cases, as well as violations of Town Code. Support staff is available to assist people paying fines, initiate both civil and small claims, provide transcripts of judgments and answer questions regarding court procedures. The Court participates in a voluntary mediation program that seeks to resolve disagreements between individuals without going before a judge.

**Water Department:** The Water Department maintains a distribution system that brings safe drinking water to approximately 10,000 households and businesses in the Town of Yorktown and portions of Somers, Cortlandt and Putnam Valley. The Department conducts regular tests of water quality, installs and reads meters, installs new water mains and hydrants, repairs water main breaks and conducts semi-annual hydrant flushing. The Department also issues an Annual Report describing the quality of the system's drinking water and its compliance with state and federal water quality standards.

**Albert A. Capellini Community and Cultural Center:** The AACCCC is the home of the Senior Nutrition Center, the Town's Planning Department and Museum. It is also used by the Town's Parks and Recreation Department and a variety of community organizations, including several senior citizen clubs, to provide a wide range of cultural, social, recreational and entertainment programs. The Town also leases space in the building to private entities, including the Yorktown Stage.

**TOWN OF YORKTOWN**  
**Full Time Positions Budgeted**

<b>Department</b>	<b>20-21</b>	<b>2021</b>	<b>21-22</b>	<b>2022</b>	<b>22-23</b>	<b>2023</b>	<b>23-24</b>	<b>2024</b>	<b>Explanation</b>
	<b>Changes</b>		<b>Changes</b>		<b>Changes</b>		<b>Changes</b>		
Assessor		4		4	1	5	-1	4	Senior Account Clerk
Building Department		9		9		9			
Central Garage		3		3		3			
Engineering		5		5		5			
Finance		6		6	1	7	-1	6	Manager Information Systems
Highway		32		32		32			
Library	-1	15		15		15			
Museum		1		1		1			
Nutrition		8		8		8			
Parks		14		14		14			
Recreation	+1	6		6		6			
Planning		4		4		4			
Police (Civilians)		9		9		9			
Police (Uniformed)		59		59	2	61	2	63	2023 SRO YCSD
Refuse & Recycling		12	1	13		13			
Section 8 Housing		1		1		1			
Sewer		10		10		10			
Supervisor		3		3		3			
Tax Office		2		2		2			
Town Attorney		1		1		1			
Town Board		4		4		4			
Town Buildings		8		8		8			
Town Clerk		4	1	5		5			
Town Court		7		7		7			
Water District		20		20		20			
<b>Totals</b>	<b>0</b>	<b>247</b>	<b>2</b>	<b>249</b>	<b>4</b>	<b>253</b>	<b>0</b>	<b>253</b>	

**TOWN OF YORKTOWN  
GENERAL FUND - VARIOUS DEPARTMENTS  
POSITION LISTING SUMMARY**

<b>DEPARTMENT/TITLE</b>	<b>2024 SALARY</b>	<b>2023 SALARY</b>
<b>TOWN BOARD - 1010</b>		
Councilperson (4)	100,320	82,264
<b>TOTAL</b>	<b>\$100,320</b>	<b>\$82,264</b>
<b>TOWN COURT - 1110</b>		
Town Justice (2)	92,050	82,000
Court Clerk	113,265	106,600
Deputy Court Clerk	98,136	95,742
Assistant Court Clerk (3)	212,463	207,282
<b>TOTAL</b>	<b>\$515,914</b>	<b>\$491,624</b>
<b>SUPERVISOR - 1220</b>		
Supervisor	136,470	124,361
Confidential Secretary	98,136	95,742
Personnel Manager	102,500	100,000
<b>TOTAL</b>	<b>\$337,106</b>	<b>\$320,103</b>
<b>FINANCE - 1315</b>		
Comptroller	151,088	143,500
Deputy Comptroller	110,316	107,625

**TOWN OF YORKTOWN  
GENERAL FUND - VARIOUS DEPARTMENTS  
POSITION LISTING SUMMARY**

<b>DEPARTMENT/TITLE</b>	<b>2024 SALARY</b>	<b>2023 SALARY</b>
Junior Accountant	90,012	87,817
Senior Account Clerk	82,297	80,290
Payroll Clerk	82,297	80,290
Intermediate Clerk	41,054	40,052
<b>TOTAL</b>	<b>\$557,064</b>	<b>\$539,574</b>
<b>ASSESSOR - 1355</b>		
Assessor	148,817	141,285
Deputy Assesor	93,862	91,572
Real Property Appraiser	86,572	84,460
Assessment Clerk	76,981	75,103
<b>TOTAL</b>	<b>\$406,232</b>	<b>\$392,420</b>
<b>TAX OFFICE - 1330</b>		
Receiver of Taxes	118,352	111,563
Assessment/Tax Aide	66,664	65,038
<b>TOTAL</b>	<b>\$185,016</b>	<b>\$176,601</b>
<b>TOWN CLERK - 1410</b>		
Town Clerk	115,575	107,878



**TOWN OF YORKTOWN  
GENERAL FUND - VARIOUS DEPARTMENTS  
POSITION LISTING SUMMARY**

<b>DEPARTMENT/TITLE</b>	<b>2024 SALARY</b>	<b>2023 SALARY</b>
Deputy Town Clerk	98,136	95,742
Office Assistant	60,800	56,085
Intermediate Clerk	57,475	56,073
Messenger	57,475	56,073
<b>TOTAL</b>	<b>\$389,461</b>	<b>\$371,851</b>
<b>TOWN ATTORNEY - 1420</b>		
Office Assistant Automated Systems	70,821	69,094
<b>TOTAL</b>	<b>\$70,821</b>	<b>\$69,094</b>
<b>ENGINEERING - 1440</b>		
Town Engineer	160,150	152,341
Assistant Civil Engineer	110,097	107,411
CAD/GIS Technician	75,246	70,235
Intermediate Account Clerk	66,664	65,038
Senior Office Assistant Auto Systems	76,981	75,103
<b>TOTAL</b>	<b>\$489,138</b>	<b>\$470,128</b>
<b>BUILDING MAINTENANCE - 1630</b>		
Lead Maintenance Mechanic Repair	93,128	90,857

**TOWN OF YORKTOWN  
GENERAL FUND - VARIOUS DEPARTMENTS  
POSITION LISTING SUMMARY**

<b>DEPARTMENT/TITLE</b>	<b>2024 SALARY</b>	<b>2023 SALARY</b>
Maintenance Mechanic/Mason	76,419	74,555
Maintenance Mechanic Repair (2)	152,838	149,110
Maintenance Worker Repair	76,419	74,555
Skilled Laborer (2)	132,141	122,725
Senior Office Assistant Auto Systems	73,498	68,374
<b>TOTAL</b>	<b>\$604,443</b>	<b>\$580,176</b>
<b>PUBLIC SAFETY - 1640</b>		
Maintenance Worker Repair	76,419	74,555
Cleaner	54,135	50,197
<b>TOTAL</b>	<b>\$130,554</b>	<b>\$124,752</b>
<b>POLICE (CIVILIAN) - 3120</b>		
Dispatcher (3)	229,257	223,665
Office Assistant Automated Systems (3)	212,463	207,282
Community Service Worker/Animal Warden	70,821	69,094
<b>TOTAL</b>	<b>\$512,541</b>	<b>\$500,041</b>
<b>POLICE (UNIFORM) - 3120</b>		
Chief	208,375	193,612

**TOWN OF YORKTOWN  
GENERAL FUND - VARIOUS DEPARTMENTS  
POSITION LISTING SUMMARY**

<b>DEPARTMENT/TITLE</b>	<b>2024 SALARY</b>	<b>2023 SALARY</b>
Lieutenant (4)	657,692	481,239
Sergeant (8)	1,120,584	1,093,256
Detective (7)	946,435	923,349
Police Officer (43)	4,820,154	4,702,624
<b>TOTAL</b>	<b>\$7,753,240</b>	<b>\$7,394,080</b>
<i>*Other Pay - Clothing allowance, college incentive pay, holiday pay, vacation sell back, sick sell back, and sick reward bonus.</i>		
<b>BUILDING - 3620</b>		
Building Inspector	146,885	139,400
Assistant Building Inspector (3)	313,674	301,862
Fire Inspector	90,012	87,817
Code Enforcement	82,297	80,290
Sr Office Assistant Office Manager	76,981	75,103
Office Assistant Automated Systems (2)	131,621	122,126
<b>TOTAL</b>	<b>\$841,470</b>	<b>\$806,598</b>
<b>HIGHWAY ADMINISTRATION - 5010</b>		
Superintendent	148,977	135,880
Secretary	98,136	92,078

**TOWN OF YORKTOWN  
GENERAL FUND - VARIOUS DEPARTMENTS  
POSITION LISTING SUMMARY**

<b>DEPARTMENT/TITLE</b>	<b>2024 SALARY</b>	<b>2023 SALARY</b>
<b>TOTAL</b>	<b>\$247,113</b>	<b>\$227,958</b>
<b>NUTRITION - 6772</b>		
Site Manager	109,304	102,736
Office Assistant Automated Systems	60,704	59,223
Chauffeur (3)	140,485	132,793
Food Service Helper	38,373	37,437
Cook	57,003	55,604
Assistant Cook	53,648	52,339
Part Time Staff	<i>varies</i>	<i>varies</i>
<b>TOTAL</b>	<b>\$459,517</b>	<b>\$440,132</b>
<b>RECREATION - 7020</b>		
Superintendent	125,419	118,458
Assistant Superintendent	82,000	89,303
Senior Recreation Leader	78,603	73,586
Recreation Assistant	48,336	49,991
Senior Office Assistant/Recreation	66,664	75,103
Office Assistant Automated Systems	70,821	65,836

**TOWN OF YORKTOWN  
GENERAL FUND - VARIOUS DEPARTMENTS  
POSITION LISTING SUMMARY**

<b>DEPARTMENT/TITLE</b>	<b>2024 SALARY</b>	<b>2023 SALARY</b>
<b>TOTAL</b>	<b>\$471,843</b>	<b>\$472,277</b>
<b>PARKS - 7110</b>		
Park Foreman	93,128	90,857
Assistant Park Foreman	83,584	78,427
Maintenance Mechanic	80,388	78,427
HMEO	80,388	78,427
Maintenance Mechanic Repair (3)	219,686	211,238
Maintenance Worker Pool	70,040	65,218
Park Groundskeeper (4)	269,945	257,171
Laborer (2)	102,904	95,098
<b>TOTAL</b>	<b>\$1,000,063</b>	<b>\$954,863</b>
<b>CENTRAL GARAGE - 7215</b>		
Lead Maintenance Mechanic	93,128	86,991
Senior Auto Mechanic	83,584	81,545
Auto Mechanic	67,645	58,140
<b>TOTAL</b>	<b>\$244,357</b>	<b>\$226,676</b>
<b>MUSEUM - 7450</b>		

**TOWN OF YORKTOWN  
GENERAL FUND - VARIOUS DEPARTMENTS  
POSITION LISTING SUMMARY**

<b>DEPARTMENT/TITLE</b>	<b>2024 SALARY</b>	<b>2023 SALARY</b>
Assistant Curator	49,389	48,185
Intermediate Clerk PT	12,841	12,841
<b>TOTAL</b>	<b>\$62,230</b>	<b>\$61,026</b>
<b>PLANNING - 8020</b>		
Director	157,391	149,650
Planner	110,097	107,411
Assistant Planner	71,991	66,907
Senior Office Assistant Automated Systems	76,981	75,103
<b>TOTAL</b>	<b>\$416,460</b>	<b>\$399,071</b>
<b>SECTION 8 HOUSING - 8030</b>		
Director	118,203	111,418
<b>TOTAL</b>	<b>\$118,203</b>	<b>\$111,418</b>

**TOWN OF YORKTOWN  
HIGHWAY DEPARTMENT  
POSITION LISTING SUMMARY**

<b>TITLE</b>	<b>2024 SALARY</b>	<b>2023 SALARY</b>
General Foreman	102,232	99,738
Assistant General Foreman	97,091	94,723
Road Maintenance Foreman (3)	261,468	255,090
Lead Maintenance Mechanic	93,128	90,857
Maintenance Mechanic/Welder	83,584	81,545
Senior Auto Mechanic (2)	160,774	153,770
Auto Mechanic	77,190	72,225
Heavy MEO (6)	466,432	448,824
MEO/Tree Trimmer	76,419	71,207
MEO/Mason	76,419	74,555
MEO (6)	406,506	390,336
Stock Clerk	69,145	67,459
Laborer (5)	257,257	290,700
<b>TOTAL</b>	<b>\$2,227,645</b>	<b>\$2,191,029</b>

**TOWN OF YORKTOWN  
JOHN C. HART MEMORIAL LIBRARY  
POSITION LISTING SUMMARY**

<b>TITLE</b>	<b>2024 SALARY</b>	<b>2023 SALARY</b>
Director	136,075	126,075
Staff Assistant	93,862	91,572
Librarian II (3)	278,148	268,009
Librarian I (3)	219,174	207,400
Librarian I Children Services	82,297	80,290
Senior Library Clerk	70,821	69,094
Library Clerk (3)	159,126	160,913
Library Assistant	72,854	71,077
Caretaker	76,419	74,555
Part Time Library Staff	<i>varies</i>	<i>varies</i>
<b>TOTAL</b>	<b>\$1,188,776</b>	<b>\$1,148,985</b>



**TOWN OF YORKTOWN  
WATER DEPARTMENT  
POSITION LISTING SUMMARY**

<b>TITLE</b>	<b>2024 SALARY</b>	<b>2023 SALARY</b>
Distribution Superintendent	148,958	141,422
Senior Account Clerk	82,297	80,290
Office Assistant Automated Systems	57,487	56,301
Assistant Distribution Superintendent	97,091	94,723
Lead Maintenance Mechanic	89,166	83,079
Water Maintenance Foreman	77,618	85,030
Water Meter Maintenance Foreman	80,773	75,725
Assistant Water Maintenance Foreman	83,584	81,545
Heavy MEO (2)	160,776	156,854
MEO	68,248	69,740
Senior Auto Mechanic	83,584	81,545
Water Maintenance Worker II (2)	142,966	136,323
Water Maintenance Worker I (2)	154,419	147,548
Water Service Worker	71,483	69,740
Meter Reader (2)	119,188	116,280
Laborer	51,452	58,140
<b>TOTAL</b>	<b>\$1,569,090</b>	<b>\$1,534,285</b>

**TOWN OF YORKTOWN  
REFUSE & RECYCLING DEPARTMENT  
POSITION LISTING SUMMARY**

<b>TITLE</b>	<b>2024 SALARY</b>	<b>2023 SALARY</b>
General Foreman	102,232	99,738
Senior Office Assistant Auto Systems	76,981	0
Office Assistant Auto Systems	64,178	69,094
Lead Maintenance Mechanic	93,128	90,857
Maintenance Mechanic Sanitation	83,584	78,427
Senior Auto Mechanic	83,584	81,545
MEO (4)	282,697	272,711
Laborer (3)	167,864	158,534
<b>TOTAL</b>	<b>\$954,248</b>	<b>\$850,906</b>

**TOWN OF YORKTOWN  
SEWER DEPARTMENT  
POSITION LISTING SUMMARY**

<b>TITLE</b>	<b>2024 SALARY</b>	<b>2023 SALARY</b>
Assistant Sewer Treatment Plant Superintendent	97,091	94,723
Sewer Treatment Plant Operator Grade 3	87,156	81,917
Sewer Maintenance Foreman	87,156	85,030
Heavy MEO	80,388	78,427
Maintenance Worker Mechanic (3)	241,164	235,281
Sewer Maintenance Worker (3)	214,449	217,907
<b>TOTAL</b>	<b>\$807,404</b>	<b>\$793,285</b>