

Five Year Capital Plan


The Capital Plan is a blueprint that defines major projects that the Town hopes to undertake and complete over the next five years in addition to the purchase of vehicles and equipment that have greater than a five-year life span. The Plan includes “must do” projects such as road and bridge repairs as well as the “it would be nice to have” projects such as a new park and / or recreational facilities.

The capital planning process begins with department heads identifying the major projects they feel should / need to be implemented, along with the estimated costs associated with each project and whether the project is likely to be funded by borrowing, grants, fund balance or the annual budget.

The list is then reviewed by the Town Board who then approves the projects based on need, and decides how the projects will be funded. If it is concluded that borrowing will be necessary to fund certain projects, the Board must determine how much debt service the Town can responsibly undertake annually.

Based on that review the Town Board adopts, as part of the Budget, a one-year Capital Budget that lists the projects likely to be implemented during that year and how each of the projects will be funded, and a five-year Capital Plan that looks ahead to the projects that will need to be completed in the future.

Debt for projects previously approved as well as new capital projects funded by borrowing is reflected in the debt service portion of each of the funds having a liability of principal and interest payments.



2018 Capital Budget by Department

Project	#	Stage	Anticipated Start	Total Cost	Funding Source				
					Gen'l Budget	BAN / Bond	Grants/ Aid	Other Unspecified	Source
				(\$000)	(\$000)	(\$000)	(\$000)	(\$000)	(\$000)
BUILDINGS & GROUNDS									
Renovation of Engineering Department Office Space		Completed	2017	14.00	14.00				Eng Dept Budget
Crow's Nest Roof/Copper Flashing		Completed	2017	10.00		10.00			
Town Board Room Roof		Completed	2017	3.25		3.25			
Roof Railings		Completed	2017	3.20		3.20			
Repair/Replace Air Conditioning Condenser Units		Completed	2017	12.50		12.50			
Town Hall Conference Room		Completed	2017	8.10	8.10				
Total Town Hall Projects Completed				51.05	22.10	28.95			
Replace Phone System Townwide		Approved	2017	60.00	60.00				
ADA Parking Improvements & Relocation of Monuments		Approved	2017	50.00	50.00				
Security Cameras	1	Design	2017	10.00	10.00				
Repave/Top Coat Commuter Parking Lot	2	Idea	2018	75.00			75.00		MS4 Drainage Project
Install a Fire & Safety Detection System	3	Design	2018	31.00				31.00	
Replace Board Room, Basement, & Main Floors Tiles	4	Idea	2018	41.00	41.00				
Purchase & Install Generator	5a	In Progress	2019	75.00				75.00	
Replace 2 Boilers with Natural Gas Boilers	5b	Idea	2019	250.00				250.00	
Install Natural Gas Line from Road to Generator	5c	In Progress	2019	0.00				0.00	
Town Hall Projects In Progress / Pending				592.00	161.00			431.00	
Install Replacement Sign		Completed	2017	9.25	9.25				
Repair Crumbling Façade		Completed	2017	14.50	14.50				
Total YCCC Projects Completed				23.75	23.75				
Replace Bathroom Stalls in Men's & Women's on Lower Level	1	In Progress	2017	75.00		75.00			
Replacement of Meter for Boilers	2	In Progress	2017	20.00				20.00	
Security Cameras	3	Design	2017	40.00				40.00	
Pave Rear of Building Outside of the Theater	4	Design	2018	20.00				20.00	
Replace Roof	5	Idea	2021	245.00				245.00	
Total YCCC Projects in Progress / Pending				400.00		75.00		325.00	
TOWN COURT									
Windows/Sealants/Mortar/Coping		Idea	2018	21.80				21.80	
Control System for Pump Room at Court House		Idea	2019	22.50				22.50	
Repair/Replace Promenade		Idea	2121	250.00				250.00	
Total Court Projects in Progress / Pending				294.30				294.30	
ENGINEERING									
Repair Retaining Wall on Mohegan Avenue		In Progress	2018	100.00		100.00			Capital
Hill Blvd Bridge Replacement		In Progress	2017	2,000.00				2,000.00	Capital
Veterans Rd Culvert Repair		In Progress	2017	820.00				820.00	Capital
Total Engineering Projects In Progress / Pending				2,920.00		100.00		2,820.00	

2018 Capital Budget by Department

2018 Capital Budget by Department					Funding Source				
					Gen'l Budget	BAN / Bond	Grants/ Aid	Other Unspecified	Source
Project	#	Stage	Anticipated Start	Total Cost					
Sewer									
Pump Station Rehabilitation YS Sewer District - 2 pump stations, 1 diversion	1	In Progress	2018	2,000.00				2,000.00	Special Dist
Pump Station Rehabilitation YS Sewer District - 3 pump stations	2	Idea	2018						
Pump Station Rehabilitation YS Sewer District - 3 pump stations	3	Idea	2020						
Pump Station Rehabilitation YS Sewer District - 3 pump stations	4	Idea	2021						
Total Sewer Projects In Progress / Pending				4,000.00				2,000.00	
HIGHWAY									
<i>Purchase Truck - Vac All</i>		<i>Complete</i>	<i>2017</i>	<i>275.00</i>	<i>100.00</i>			<i>175.00</i>	<i>Westchester County</i>
Purchase Mini Excavator		In Progress	2018	50.00	50.00				
Purchase Trucks - F550 (2)		Idea	2018	100.00		100.00			
Purchase Trucks - F550 (2)		Idea	2019	100.00		100.00			
Purchase Backhoe		Idea	2020	150.00		150.00			
Purchase Trucks - 4 Wheel Drive Plow Trucks (2)		Idea	2020	220.00		220.00			
Total Trucks In Progress / Pending				620.00	50.00	570.00			
<i>Paving Approx. 20 miles of Road</i>		<i>Complete</i>	<i>2017</i>	<i>2,250.00</i>	<i>1,650.00</i>			<i>600.00</i>	<i>NYS Grants</i>
Paving Approx. 5 miles of Road		Idea	2018	670.00	270.00		400.00		CHIPS
Paving Approx. 5 miles of Road		Idea	2019	695.00	290.00		405.00		CHIPS
Paving Approx. 5 miles of Road		Idea	2020	720.00	310.00		410.00		CHIPS
Paving Approx. 5 miles of Road		Idea	2021	740.00	325.00		415.00		CHIPS
Paving Approx. 5 miles of Road		Idea	2022	775.00	340.00		435.00		CHIPS
Paving Approx. 5 miles of Road		Idea	2023	800.00	355.00		445.00		CHIPS
Total Paving In Progress / Pending				4,400.00	1,890.00		2,510.00		
<i>Mohegan Avenue</i>		<i>Complete</i>	<i>2015</i>	<i>32.20</i>			<i>32.20</i>		
<i>Baptist Church Road Bridge</i>		<i>Complete</i>	<i>2015</i>	<i>693.73</i>			<i>693.73</i>		
<i>Baptist Church Road Bridge</i>		<i>Complete</i>	<i>2016</i>	<i>83.95</i>			<i>83.95</i>		
<i>Croton Heights Road Bridge</i>		<i>Complete</i>	<i>2016</i>	<i>308.35</i>			<i>308.35</i>		
<i>Sparkle Lake Dam</i>		<i>Complete</i>	<i>2016</i>	<i>252.90</i>			<i>252.90</i>		
Total Reconstruction Completed				1,371.13			1,371.13		
Drainage Projects		Idea	2018	200.00	200.00				
Drainage Projects		Idea	2019	200.00	200.00				
Drainage Projects		Idea	2020	200.00	200.00				
Drainage Projects		Idea	2021	200.00	200.00				
Drainage Projects		Idea	2022	200.00	200.00				
Drainage Projects		Idea	2023	200.00	200.00				
Total Drainage In Progress / Pending				1,200.00	1,200.00				

2018 Capital Budget by Department

					Funding Source				
					Gen'l Budget	BAN / Bond	Grants/ Aid	Other Unspecified	Source
Project	#	Stage	Anticipated Start	Total Cost					
LIBRARY									
Repair and Paint Wood on West Side of Building		In Progress	2017	5.50	5.50				
Install Security Cameras		In Progress	2017	7.50	7.50				
Masonry Repair Emergency Steps	1	Idea	2017	8.50	8.50				
Front Porch Repair	2	Idea	2017	7.00	7.00				
Renovate Adult Restrooms	3	Design	2017	150.00			35.00	115.00	Donation
Replace T-12 Fluorescent Lights with LED Fixtures	4	Idea	2018	27.00	15.00		12.00		
Adult Room Renovation (carpet/interior walls/electrical upgrade)	5	Idea	2019	100.00			10.00	90.00	Donation
Total Library Projects In Progress / Pending				305.50	43.50		57.00	205.00	
NUTRITION									
Senior Van		Complete	2017	51.20			40.90	10.30	NYSDOT/Senior Trust
Senior Van	1	Idea	2017	52.00				52.00	Senior Trust
2 New Senior Vans	2	Idea	2018	137.00			109.60	27.40	NYSDOT/Senior Trust
Total Nutrition Projects In Progress / Pending				189.00			109.60	79.40	
PARKS & RECREATION									
Downing 202 Fields Improvement		Complete	2017	125.00	11.20		113.80		DASNY
Granite Knolls - Engineer Services for Concept Plan		Complete	2017	50.00				50.00	Trust
Total Parks & Recreation Completed				175.00	11.20		113.80	50.00	
Valley Fields Golf Course		In Progress	2017						
Granite Knolls Construction	1	In Progress	2017	3,850.00				3,850.00	Capital
Downing Park - Parking Lot Paving	2	Idea	2017	20.00	20.00				Trust
Hunterbrook Field	3	Idea	2017	5.00				5.00	Trust
Downing Park Tennis Courts - Lower	4	Idea	2018	32.00				32.00	Trust
Shrub Oak Park - Tennis Courts	5	Idea	2018	113.00				113.00	Trust
Blackberry Woods - Tennis Courts	6	Idea	2018	40.00				40.00	Trust
Holland Sporting Club - Engineering Services	7	Idea	2018	27.00				27.00	
Holland Sporting Club Construction	8	Idea	2019	175.00				175.00	
Various Fence Repairs to Backstops (LW, WL)	9	Idea	2019	25.00				25.00	
Legacy Retaining Wall	10	Idea	2020	15.00				15.00	Trust
Playground Equipment and Repair	11	Idea	2020	100.00				100.00	
Various Baseball Fields - Fence Repairs	12	Idea	2021	170.00				170.00	
Total Parks & Recreation In Progress / Pending				4,572.00	20.00			4,552.00	

2018 Capital Budget by Department

					Funding Source				
Project	#	Stage	Anticipated Start	Total Cost	Gen'l Budget	BAN / Bond	Grants/ Aid	Other Unspecified	Source
PLANNING									
Zino Barn Relocation		In Progress	2017	20.00	20.00				
Railroad Park Station Renovation		Permitting	2017	444.00			296.00	148.00	NYS DOT
Pines Bridge Monument		In Progress	2017	300.00	67.00		100.00	133.00	Donations
Veterans Road Sidewalk, Commerce Street to Maple Hill Street		In Design	2017	200.00				200.00	
Jefferson Valley Master Plan		In Progress	2017						
Highway Garage & Parks Dept Relocation to Greenwood Street	1	In Design	2018						
Front Street Mixed Use Building and Park	2	In Design	2018						
Underhill Avenue Streetscape, Town Hall to Kear Street	3	Idea	2018	600.00				600.00	
Stoney St/E Main St Stop Light	4	Idea	2018	300.00				300.00	
Commerce Street Streetscape, Firehouse to Kear Street	5	Idea	2019	530.00			397.00	133.00	
Veterans Road Streetscape, Commerce Street to Downing Drive	6	Idea	2019	200.00			100.00	100.00	
Downing Drive, Commerce Street to Veterans Road	7	Idea	2020	354.00			118.00	236.00	
Downing Drive, Veterans Road to Route 118	8	Idea	2020	220.00			146.00	74.00	
Mohegan Lake Park	9	Idea	2021	125.00			93.00	32.00	
Interpretive Signage in Historical Areas	10	Idea	2021	25.00				25.00	
Total Planning in Progress / Pending				3,318.00	87.00		1,250.00	1,981.00	
POLICE									
License Plate Reader		Complete	2016	24.58	24.58				
Camera Equipment		Complete	2016	5.03	5.03				
Radar Trailer		Complete	2017	7.12	7.12				
Radar Units (6)		Complete	2017	8.99	8.99				
Traffic Counter		Complete	2017	6.24	6.24				
Tablets for Vehicles (9)		Complete	2017	72.64	72.64				
Vehicles Including Computers (4)		Complete	2017	126.72	126.72				
Attendance Software		Complete	2017	100.00	100.00				
Protective Gear		Complete	2017	5.25	5.25				
Portable Radios (42)		Complete	2017	37.70	37.70				
Tablets for Vehicles (3)		Complete	2017	17.59	17.59				
1 Vehicle		Complete	2017	27.54	27.54				
Radio Transmitter		Complete	2017	7.38	7.38				
Total Police Projects Completed				446.76	446.76				
Repair Roof	1	Idea	2018	300.00				300.00	
Air Conditioning Replacement	2	Idea	2018	60.00	20.00	40.00			
Replace Metal Doors	3	Idea	2018	30.00	30.00				
Replace Windows	4	Idea	2018	60.00	35.00	25.00			
Sidewalk/Curbing Replacement	5	Idea	2018	15.00	15.00				
Renovation of Plaza to Add Bollards	6	Idea	2018	15.00	15.00				
Total Police In Progress / Pending				480.00	115.00	65.00		300.00	


2018 Capital Budget by Department

2018 Capital Budget by Department					Funding Source				
					Gen'l Budget	BAN / Bond	Grants/ Aid	Other Unspecified	Source
Project	#	Stage	Anticipated Start	Total Cost					
CENTRAL GARAGE									
Replace Cement Aprons	1	Idea	2017	10.00				10.00	
Total Central Garage In Progress / Pending				10.00				10.00	
TOWNWIDE									
Laserfische		Complete	2016	71.70		71.70			
Laserfische		Complete	2017	320.20		320.20			
Total Townwide Completed				391.90		391.90			
GRAND TOTAL - Projects Completed				5,035.79	2,253.81	1,791.98	929.70	60.30	
GRAND TOTAL - Projects In Progress / Pending				23,300.80	3,516.50	810.00	3,926.60	10,177.70	

YORKTOWN'S EMERGENCY MEDICAL SERVICES (EMS) ARE PROVIDED BY THREE DIFFERENT ENTITIES

Name	Yorktown Advance Life Support District	Yorktown Volunteer Ambulance Corp (YVAC)	Mohegan Volunteer Fire Association Volunteer Ambulance Corp
Level of Service	Advanced Life Support (ALS) Paramedic	Advanced Life Support (ALS) EMT - I	Advanced Life Support (ALS) EMT - I
Service Area	Town of Yorktown	Town of Yorktown Primarily Yorktown Fire District	Mohegan Fire District
Personnel	Paramedics via contract with Empress Ambulance Service	Volunteer EMT's and support personnel	Volunteer EMT's and support personnel
Vehicles	1 FlyCar via contract with Empress Ambulance Service	3 Ambulances	3 Ambulances
Housing	Rented space in YVAC HQ	Private HQ with 4 bay garage, offices, storage, training & living quarters	Use facilities from Mohegan Volunteer Fire Association
Equipment	3 full sets of medical gear via contract with Empress Ambulance Service	3 sets of medical gear – State certified	3 sets of medical gear – State certified
Funding	Town of Yorktown ALS District Taxes Patient Insurance Billing - Mohegan	Fund Drives Patient Insurance Billing	Patient Insurance Billing
Hours of Service	2 Paramedics ~ 8am to 8pm 1 Paramedic ~ 8pm to 8am Supplemented by paged volunteer paramedics	24 hours a day by in-house roster of volunteers Supplemented by paged volunteers	24 hours a day by paged volunteers with two-way radio communication

Note: ALS Paramedic Serve works with both Volunteer Ambulance Services as needed for appropriate patient care.
ALS Intermediate Volunteer ambulance Services provide all transport, occasionally supplemented by STAT Flight helicopter



Date Prepared: 11/27/2017 01:16 PM

Report Date: 11/27/2017

Account Table: SM REV

Alt. Sort Table:

TOWN OF YORKTOWN

Budget Preparation Report

BUD4011 1.0

Page 1 of 1

Prepared By: PAT

Fiscal Year: 2018 Period From: 1 To: 12

Account	Description	2015	2016	Original	Adjusted	2017	2018	2018	2018	Variance To
		Actual	Actual	2017 Budget	2017 Budget	Actual Per 1-12	TENTATIVE Stage	PRELIMINA Stage	FINAL Stage	TENTATIVE Stage
Dept 0000										
SM.0000.1001	REAL PROPERTY TAXES	511,473.00	559,629.00	564,300.00	564,300.00	564,300.00	540,100.00	540,100.00		-4.29%
SM.0000.1002	APPROPRIATED FUND BALANCE	0.00	0.00	25,000.00	25,000.00	0.00				-100.00%
SM.0000.1081	PAYMENTS IN LIEU OF TAXES	935.89	1,021.70	1,000.00	1,000.00	1,030.41	1,000.00	1,000.00		0.00%
SM.0000.1625	PATIENT BILLING (MOHEGAN)	32,557.05	21,157.24	25,000.00	25,000.00	24,501.04	25,000.00	25,000.00		0.00%
SM.0000.2401	INTEREST EARNINGS	452.93	488.15	500.00	500.00	844.33	750.00	750.00		50.00%
Total Dept 0000		(545,418.87)	(582,296.09)	(615,800.00)	(615,800.00)	(590,675.78)	(566,850.00)	(566,850.00)	0.00	-7.95%
Grand Total		(545,418.87)	(582,296.09)	(615,800.00)	(615,800.00)	(590,675.78)	(566,850.00)	(566,850.00)	0.00	-7.95%

NOTE: One or more accounts may not be printed due to Account Table restrictions.

Date Prepared: 11/27/2017 01:17 PM

Report Date: 11/27/2017

Account Table: SM EXPENSE

Alt. Sort Table:

TOWN OF YORKTOWN

Budget Preparation Report

BUD4011 1.0

Page 1 of 1

Prepared By: PAT

Fiscal Year: 2018 Period From: 1 To: 12

Account	Description	2015	2016	Original	Adjusted	2017	2018	2018	2018	Variance To
		Actual	Actual	2017 Budget	2017 Budget	Actual Per 1-12	TENTATIVE Stage	PRELIMINA Stage	FINAL Stage	TENTATIVE Stage
Dept 4540	EMERGENCY MEDICAL SERVICES ALS									
SM.4540.0425	PARAMEDIC CONTRACT	513,900.00	570,429.00	598,950.00	598,950.00	499,125.00	550,000.00	550,000.00		-8.17%
SM.4540.0430	YVAC: PARAMEDIC SUPPORT	11,700.00	11,700.00	14,500.00	14,500.00	8,775.00	14,500.00	14,500.00		0.00%
SM.4540.0498	TAX REFUNDS	1,965.72	2,672.14	2,250.00	2,250.00	2,003.32	2,250.00	2,250.00		0.00%
Total Dept 4540	EMERGENCY MEDICAL SERVICES ALS	527,565.72	584,801.14	615,700.00	615,700.00	509,903.32	566,750.00	566,750.00	0.00	-7.95%
Dept 9700	DEBT SERVICES									
SM.9700.0710	INTEREST EXPENSE	8.87	15.33	100.00	100.00	35.20	100.00	100.00		0.00%
Total Dept 9700	DEBT SERVICES	8.87	15.33	100.00	100.00	35.20	100.00	100.00	0.00	0.00%
Grand Total		527,574.59	584,816.47	615,800.00	615,800.00	509,938.52	566,850.00	566,850.00	0.00	-7.95%

NOTE: One or more accounts may not be printed due to Account Table restrictions.

PARK AND IMPROVEMENT DISTRICTS

The Town of Yorktown operates six park districts and one lake improvement district.

These districts were created over the last thirty years at the request of residents in each of the geographical areas to improve the quality of life in their particular neighborhood.


Four of these Park Districts ~ Amazon Park, Mohegan Beach, Mohegan Highlands and Shrub Oak Lake Estates ~ are located and operate summer beaches on Mohegan Lake. Shrub Oak Community Beach Park District is situated in the Shrub Oak Hamlet on a widened and dammed part of the Shrub Oak Brook. It also provides a beach facility for district resident use.

The Bethel Acres Park District was created during the planning and subsequent approval of the Bethel Acres Subdivision. It is an area of scenic woodlands located on Granville Court in the vicinity of the Franklin Roosevelt State Park.

The Lake Mohegan Improvement District includes most of the homes in the Mohegan Lake Hamlet. It was created solely for the purposes of maintaining and enhancing the quality of waters of Lake Mohegan and its surrounding area.

The use of these districts is exclusive to district residents. Budgets for each of these districts are prepared by the elected district boards and submitted to the Town Comptroller. The Town collects monies through taxes from each of the district residents according to each district's budget.

The Town provides additional services to these districts primarily by the Finance Department who aid with and oversee accounts payable and administer district payrolls. The Parks & Recreation, Highway, Engineering, Legal, Town Clerk and Building Departments provide assistance as requested to maintain and operate the beach areas.



Date Prepared: 11/27/2017 01:17 PM

Report Date: 11/27/2017

Account Table: AP REVENUE

Alt. Sort Table:

TOWN OF YORKTOWN Budget Preparation Report

Fiscal Year: 2018 Period From: 1 To: 12

BUD4011 1.0

Page 1 of 1

Prepared By: PAT

Account	Description	2015	2016	Original	Adjusted	2017	2018	2018	2018	Variance To
		Actual	Actual	2017 Budget	2017 Budget	Actual Per 1-12	TENTATIVE Stage	PRELIMINA Stage	FINAL Stage	TENTATIVE Stage
Dept 0000										
AP.0000.1001	TAXES	13,000.00	12,840.00	12,840.00	12,840.00	12,840.00	12,000.00	12,000.00		-6.54%
AP.0000.1002	APPROPRIATED FUND BALANCE	0.00	0.00	0.00	59,920.00	0.00				0.00%
AP.0000.2401	INTEREST EARNINGS	243.29	244.24	160.00	160.00	381.88	250.00	250.00		56.25%
Total Dept 0000		(13,243.29)	(13,084.24)	(13,000.00)	(72,920.00)	(13,221.88)	(12,250.00)	(12,250.00)	0.00	-5.77%
Grand Total		(13,243.29)	(13,084.24)	(13,000.00)	(72,920.00)	(13,221.88)	(12,250.00)	(12,250.00)	0.00	-5.77%

NOTE: One or more accounts may not be printed due to Account Table restrictions.

TOWN OF YORKTOWN Budget Preparation Report

Fiscal Year: 2018 Period From: 1 To: 12

Account	Description	2015	2016	Original	Adjusted	2017	2018	2018	2018	Variance To
		Actual	Actual	2017 Budget	2017 Budget	Actual Per 1-12	TENTATIVE Stage	PRELIMINA Stage	FINAL Stage	TENTATIVE Stage
Dept 7180	BEACH & POOL FACILITIES									
AP.7180.0401	SUPPLIES	0.00	950.40	1,500.00	1,000.00	119.76	1,500.00	1,500.00		0.00%
AP.7180.0406	TELECOMMUNICATIONS	250.74	1.25	0.00	0.00	0.00				0.00%
AP.7180.0407	ELECTRIC	40.87	52.71	200.00	200.00	34.73	100.00	100.00		-50.00%
AP.7180.0412	POSTAGE	0.00	73.50	150.00	150.00	0.00	150.00	150.00		0.00%
AP.7180.0416	PROPERTY MAINTENANCE	1,791.22	2,300.22	2,150.00	4,800.00	152.61	2,500.00	2,500.00		16.28%
AP.7180.0450	WATER PURCHASE	6.46	65.56	500.00	500.00	25.47	250.00	250.00		-50.00%
AP.7180.0454	PROPERTY IMPROVEMENTS	0.00	2,200.00	0.00	58,970.00	58,950.00				0.00%
AP.7180.0460	MAINT & REPAIR	0.00	623.44	2,000.00	800.00	0.00	2,000.00	2,000.00		0.00%
AP.7180.0467	LIABILITY INSURANCE	1,848.23	224.16	3,000.00	3,000.00	1,756.00	2,000.00	2,000.00		-33.33%
AP.7180.0497	TAXES	858.17	727.92	1,000.00	1,000.00	896.35	1,250.00	1,250.00		25.00%
Total Dept 7180	BEACH & POOL FACILITIES	4,795.69	7,219.16	10,500.00	70,420.00	61,934.92	9,750.00	9,750.00	0.00	-7.14%
Dept 9901	TRANSFERS TO OTHER FUNDS									
AP.9901.0903	TRANSFER TO GENERAL FUND	2,000.00	2,500.00	2,500.00	2,500.00	2,500.00	2,500.00	2,500.00		0.00%
Total Dept 9901	TRANSFERS TO OTHER FUNDS	2,000.00	2,500.00	2,500.00	2,500.00	2,500.00	2,500.00	2,500.00	0.00	0.00%
Grand Total		6,795.69	9,719.16	13,000.00	72,920.00	64,434.92	12,250.00	12,250.00	0.00	-5.77%

NOTE: One or more accounts may not be printed due to Account Table restrictions.

Date Prepared: 11/27/2017 01:18 PM

Report Date: 11/27/2017

Account Table: BA REVENUE

Alt. Sort Table:

TOWN OF YORKTOWN

Budget Preparation Report

BUD4011 1.0

Page 1 of 1

Prepared By: PAT

Fiscal Year: 2018 Period From: 1 To: 12

Account	Description	2015	2016	Original	Adjusted	2017	2018	2018	2018	Variance To
		Actual	Actual	2017 Budget	2017 Budget	Actual Per 1-12	TENTATIVE Stage	PRELIMINA Stage	FINAL Stage	TENTATIVE Stage
Dept 0000										
BA.0000.1001	TAXES	2,000.00	2,000.00	2,000.00	2,000.00	2,000.00	2,000.00	2,000.00		0.00%
BA.0000.2401	INTEREST EARNINGS	2.66	1.87	0.00	0.00	0.67				0.00%
Total Dept 0000		(2,002.66)	(2,001.87)	(2,000.00)	(2,000.00)	(2,000.67)	(2,000.00)	(2,000.00)	0.00	0.00%
Grand Total		(2,002.66)	(2,001.87)	(2,000.00)	(2,000.00)	(2,000.67)	(2,000.00)	(2,000.00)	0.00	0.00%

NOTE: One or more accounts may not be printed due to Account Table restrictions.

Date Prepared: 11/27/2017 01:19 PM

Report Date: 11/27/2017

Account Table: BA EXPENSE

Alt. Sort Table:

TOWN OF YORKTOWN Budget Preparation Report

Fiscal Year: 2018 Period From: 1 To: 12

BUD4011 1.0

Page 1 of 1

Prepared By: PAT

Account	Description	2015	2016	Original	Adjusted	2017	2018	2018	2018	Variance To
		Actual	Actual	2017 Budget	2017 Budget	Actual Per 1-12	TENTATIVE Stage	PRELIMINA Stage	FINAL Stage	TENTATIVE Stage
Dept 9901	TRANSFERS TO OTHER FUNDS									
BA.9901.0903	TRANSFER TO GENERAL FUND	2,000.00	2,000.00	2,000.00	2,000.00	2,000.00	2,000.00	2,000.00		0.00%
Total Dept 9901	TRANSFERS TO OTHER FUNDS	2,000.00	2,000.00	2,000.00	2,000.00	2,000.00	2,000.00	2,000.00	0.00	0.00%
Grand Total		2,000.00	2,000.00	2,000.00	2,000.00	2,000.00	2,000.00	2,000.00	0.00	0.00%

NOTE: One or more accounts may not be printed due to Account Table restrictions.

Date Prepared: 11/27/2017 01:19 PM

Report Date: 11/27/2017

Account Table: ID REVENUE

Alt. Sort Table:

TOWN OF YORKTOWN

Budget Preparation Report

BUD4011 1.0

Page 1 of 1

Prepared By: PAT

Fiscal Year: 2018 Period From: 1 To: 12

Account	Description	2015	2016	Original	Adjusted	2017	2018	2018	2018	Variance To
		Actual	Actual	2017 Budget	2017 Budget	Actual Per 1-12	TENTATIVE Stage	PRELIMINA Stage	FINAL Stage	TENTATIVE Stage
Dept 0000	.									
ID.0000.1001	TAXES	70,233.00	74,100.00	74,100.00	74,100.00	74,100.00	74,100.00	74,100.00		0.00%
ID.0000.1002	APPROPRIATED FUND BALANCE	0.00	0.00	5,000.00	5,000.00	0.00	3,380.00	3,380.00		-32.40%
ID.0000.2300	CORTLANDT TAXES	10,071.00	10,121.00	10,000.00	10,000.00	10,316.00	10,000.00	10,000.00		0.00%
ID.0000.2401	INTEREST EARNINGS	516.92	540.69	500.00	500.00	925.15	550.00	550.00		10.00%
Total Dept 0000	.	(80,820.92)	(84,761.69)	(89,600.00)	(89,600.00)	(85,341.15)	(88,030.00)	(88,030.00)	0.00	-1.75%
Grand Total		(80,820.92)	(84,761.69)	(89,600.00)	(89,600.00)	(85,341.15)	(88,030.00)	(88,030.00)	0.00	-1.75%

NOTE: One or more accounts may not be printed due to Account Table restrictions.

Date Prepared: 11/27/2017 01:20 PM
 Report Date: 11/27/2017
 Account Table: ID EXPENSE
 Alt. Sort Table:

TOWN OF YORKTOWN

Budget Preparation Report

BUD4011 1.0
 Page 1 of 2
 Prepared By: PAT

Fiscal Year: 2018 Period From: 1 To: 12

Account	Description	2015 Actual	2016 Actual	Original 2017 Budget	Adjusted 2017 Budget	2017 Actual Per 1-12	2018 TENTATIVE Stage	2018 PRELIMINA Stage	2018 FINAL Stage	Variance To TENTATIVE Stage
Dept 7180	BEACH & POOL FACILITIES									
ID.7180.0110	TEMP HELP	13,686.45	16,004.78	20,050.00	15,550.00	3,097.50	10,000.00	10,000.00		-50.12%
ID.7180.0401	OFFICE SUPPLIES	267.73	163.60	350.00	350.00	118.53	175.00	175.00		-50.00%
ID.7180.0407	ELECTRICITY	12,971.72	12,065.89	13,500.00	13,493.53	8,333.74	12,500.00	12,500.00		-7.41%
ID.7180.0411	PRINTING	0.00	0.00	250.00	250.00	0.00	100.00	100.00		-60.00%
ID.7180.0412	POSTAGE	1,510.52	1,436.12	1,550.00	1,550.00	1,272.04	1,500.00	1,500.00		-3.23%
ID.7180.0416	MAINTENANCE	725.00	224.00	1,000.00	1,000.00	0.00	150.00	150.00		-85.00%
ID.7180.0418	EQUIPMENT MAINTENANCE	4,385.00	3,233.82	4,500.00	4,500.00	0.00	1,200.00	1,200.00		-73.33%
ID.7180.0423	TRAINING	532.00	1,228.00	1,350.00	2,387.00	2,387.00	2,000.00	2,000.00		48.15%
ID.7180.0428	DUES	535.00	545.00	600.00	600.00	545.00	545.00	545.00		-9.17%
ID.7180.0467	INSURANCE	242.23	224.16	5,000.00	5,000.00	250.00	1,000.00	1,000.00		-80.00%
ID.7180.0470	GAS AND OIL	75.44	0.00	400.00	400.00	0.00	246.00	246.00		-38.50%
ID.7180.0475	AERSYS MAINT	8,012.80	4,410.02	8,000.00	4,963.00	0.00	850.00	850.00		-89.38%
ID.7180.0479	SPECIAL PROJECTS	12,545.10	17,198.60	18,000.00	24,500.00	10,651.40	47,610.00	47,610.00		164.50%
ID.7180.0480.0002	SPECIAL PROJECTS BUILDING..	620.00	1,103.53	2,500.00	2,500.00	0.00	200.00	200.00		-92.00%
ID.7180.0490	SERVICES	2,500.00	0.00	4,300.00	4,300.00	0.00	2,500.00	2,500.00		-41.86%
ID.7180.0497	TAXES	87.28	45.11	65.00	71.47	71.47	75.00	75.00		15.38%
ID.7180.0498	TAX REFUNDS	0.00	0.00	30.00	30.00	28.01	30.00	30.00		0.00%
ID.7180.0818	UNEMPLOYMENT	0.00	111.93	50.00	50.00	0.00	50.00	50.00		0.00%
Total Dept 7180	BEACH & POOL FACILITIES	58,696.27	57,994.56	81,495.00	81,495.00	26,754.69	80,731.00	80,731.00	0.00	-0.94%
Dept 9000	EMPLOYEE BENEFITS									
ID.9000.0800	FICA/MEDICARE	1,047.07	1,224.44	1,535.00	1,535.00	236.97	765.00	765.00		-50.16%
ID.9000.0801	MTA TAX	46.56	54.45	70.00	70.00	10.52	34.00	34.00		-51.43%
Total Dept 9000	EMPLOYEE BENEFITS	1,093.63	1,278.89	1,605.00	1,605.00	247.49	799.00	799.00	0.00	-50.22%
Dept 9901	TRANSFERS TO OTHER FUNDS									
ID.9901.0903	TRANSFER TO GENERAL FUND	6,500.00	6,500.00	6,500.00	6,500.00	6,500.00	6,500.00	6,500.00		0.00%
Total Dept 9901	TRANSFERS TO OTHER	6,500.00	6,500.00	6,500.00	6,500.00	6,500.00	6,500.00	6,500.00	0.00	0.00%

Date Prepared: 11/27/2017 01:20 PM
 Report Date: 11/27/2017
 Account Table: ID EXPENSE
 Alt. Sort Table:

TOWN OF YORKTOWN

Budget Preparation Report

BUD4011 1.0
 Page 2 of 2
 Prepared By: PAT

Fiscal Year: 2018 Period From: 1 To: 12

Account	Description	2015 Actual	2016 Actual	Original 2017 Budget	Adjusted 2017 Budget	2017 Actual Per 1-12	2018 TENTATIVE Stage	2018 PRELIMINA Stage	2018 FINAL Stage	2018 Variance To TENTATIVE Stage
Dept 9901	TRANSFERS TO OTHER FUNDS FUNDS									
Grand Total		<u>66,289.90</u>	<u>65,773.45</u>	<u>89,600.00</u>	<u>89,600.00</u>	<u>33,502.18</u>	<u>88,030.00</u>	<u>88,030.00</u>	<u>0.00</u>	<u>-1.75%</u>

NOTE: One or more accounts may not be printed due to Account Table restrictions.

Date Prepared: 11/27/2017 01:20 PM

Report Date: 11/27/2017

Account Table: MB REVENUE

Alt. Sort Table:

TOWN OF YORKTOWN

Budget Preparation Report

BUD4011 1.0

Page 1 of 1

Prepared By: PAT

Fiscal Year: 2018 Period From: 1 To: 12

Account	Description	2015	2016	Original	Adjusted	2017	2018	2018	2018	Variance To
		Actual	Actual	2017 Budget	2017 Budget	Actual Per 1-12	TENTATIVE Stage	PRELIMINA Stage	FINAL Stage	TENTATIVE Stage
Dept 0000	.									
MB.0000.1001	TAXES	58,400.00	58,250.00	58,400.00	58,400.00	58,400.00	55,000.00	55,000.00		-5.82%
MB.0000.1002	APPROPRIATED FUND BALANCE	0.00	0.00	9,250.00	32,100.00	0.00				-100.00%
MB.0000.2401	INTEREST EARNINGS	253.23	287.25	200.00	200.00	477.23	275.00	275.00		37.50%
MB.0000.2701	REFUND OF PRIOR YEARS EXPENDIT	0.00	0.00	0.00	0.00	1,750.00				0.00%
Total Dept 0000	.	(58,653.23)	(58,537.25)	(67,850.00)	(90,700.00)	(60,627.23)	(55,275.00)	(55,275.00)	0.00	-18.53%
Grand Total		(58,653.23)	(58,537.25)	(67,850.00)	(90,700.00)	(60,627.23)	(55,275.00)	(55,275.00)	0.00	-18.53%

NOTE: One or more accounts may not be printed due to Account Table restrictions.

TOWN OF YORKTOWN

Budget Preparation Report

Fiscal Year: 2018 Period From: 1 To: 12

Account	Description	2015	2016	Original	Adjusted	2017	2018	2018	2018	Variance To
		Actual	Actual	2017 Budget	2017 Budget	Actual Per 1-12	TENTATIVE Stage	PRELIMINA Stage	FINAL Stage	TENTATIVE Stage
Dept 7180	BEACH & POOL FACILITIES									
MB.7180.0110	TEMP HELP	22,796.26	22,800.13	24,000.00	24,000.00	16,439.75	20,000.00	20,000.00		-16.67%
MB.7180.0401	SUPPLIES	100.49	193.30	1,000.00	950.76	691.90	1,000.00	1,000.00		0.00%
MB.7180.0406	TELECOMMUNICATIONS	250.59	0.00	0.00	0.00	0.00				0.00%
MB.7180.0407	ELECTRIC	178.27	122.97	1,500.00	1,500.00	1,164.72	750.00	750.00		-50.00%
MB.7180.0412	POSTAGE	98.00	212.25	350.00	350.00	259.00	350.00	350.00		0.00%
MB.7180.0416	MAINT AND REPAIR	3,755.25	6,241.87	14,500.00	14,500.00	5,748.22	5,000.00	5,000.00		-65.52%
MB.7180.0423	TRAINING	228.00	171.00	250.00	250.00	0.00	250.00	250.00		0.00%
MB.7180.0447	COMMUNITY RECREATION	0.00	2,418.75	3,000.00	3,000.00	0.00	3,000.00	3,000.00		0.00%
MB.7180.0450	WATER PURCHASE	31.36	36.09	200.00	200.00	25.13	100.00	100.00		-50.00%
MB.7180.0467	INSURANCE	1,799.78	179.33	4,000.00	4,000.00	750.00	1,000.00	1,000.00		-75.00%
MB.7180.0483	CAPITAL PROJECTS	0.00	0.00	10,000.00	32,850.00	32,850.00	15,000.00	15,000.00		50.00%
MB.7180.0497	TAXES	1,039.13	844.28	1,500.00	1,500.00	1,062.72	1,500.00	1,500.00		0.00%
MB.7180.0498	TAX REFUNDS	0.00	0.00	0.00	49.24	49.24				0.00%
Total Dept 7180	BEACH & POOL FACILITIES	30,277.13	33,219.97	60,300.00	83,150.00	59,040.68	47,950.00	47,950.00	0.00	-20.48%
Dept 9000	EMPLOYEE BENEFITS									
MB.9000.0800	FICA/MEDICARE	1,743.96	1,744.26	1,900.00	1,900.00	1,257.61	1,700.00	1,700.00		-10.53%
MB.9000.0801	MTA TAX	77.52	77.53	150.00	150.00	55.91	125.00	125.00		-16.67%
Total Dept 9000	EMPLOYEE BENEFITS	1,821.48	1,821.79	2,050.00	2,050.00	1,313.52	1,825.00	1,825.00	0.00	-10.98%
Dept 9901	TRANSFERS TO OTHER FUNDS									
MB.9901.0903	TRANSFER TO GENERAL FUND	5,000.00	6,000.00	5,500.00	5,500.00	5,500.00	5,500.00	5,500.00		0.00%
Total Dept 9901	TRANSFERS TO OTHER FUNDS	5,000.00	6,000.00	5,500.00	5,500.00	5,500.00	5,500.00	5,500.00	0.00	0.00%
Grand Total		37,098.61	41,041.76	67,850.00	90,700.00	65,854.20	55,275.00	55,275.00	0.00	-18.53%

NOTE: One or more accounts may not be printed due to Account Table restrictions.

Date Prepared: 11/27/2017 01:24 PM

Report Date: 11/27/2017

Account Table: MH REVENUE

Alt. Sort Table:

TOWN OF YORKTOWN

Budget Preparation Report

BUD4011 1.0

Page 1 of 1

Prepared By: PAT

Fiscal Year: 2018 Period From: 1 To: 12

Account	Description	2015	2016	Original	Adjusted	2017	2018	2018	2018	Variance To
		Actual	Actual	2017 Budget	2017 Budget	Actual Per 1-12	TENTATIVE Stage	PRELIMINA Stage	FINAL Stage	TENTATIVE Stage
Dept 0000	.									
MH.0000.1001	TAXES	31,840.00	31,775.00	31,775.00	31,775.00	31,775.00	28,375.00	28,375.00		-10.70%
MH.0000.2401	INTEREST EARNINGS	91.55	112.73	50.00	50.00	169.19	100.00	100.00		100.00%
Total Dept 0000	.	<u>(31,931.55)</u>	<u>(31,887.73)</u>	<u>(31,825.00)</u>	<u>(31,825.00)</u>	<u>(31,944.19)</u>	<u>(28,475.00)</u>	<u>(28,475.00)</u>	<u>0.00</u>	<u>-10.53%</u>
Grand Total		<u>(31,931.55)</u>	<u>(31,887.73)</u>	<u>(31,825.00)</u>	<u>(31,825.00)</u>	<u>(31,944.19)</u>	<u>(28,475.00)</u>	<u>(28,475.00)</u>	<u>0.00</u>	<u>-10.53%</u>

NOTE: One or more accounts may not be printed due to Account Table restrictions.

TOWN OF YORKTOWN

Budget Preparation Report

Fiscal Year: 2018 Period From: 1 To: 12

Account	Description	2015	2016	Original	Adjusted	2017	2018	2018	2018	Variance To
		Actual	Actual	2017 Budget	2017 Budget	Actual Per 1-12	TENTATIVE Stage	PRELIMINA Stage	FINAL Stage	TENTATIVE Stage
Dept 7180	BEACH & POOL FACILITIES									
MH.7180.0110	TEMP HELP	3,204.00	1,918.75	6,000.00	6,000.00	4,419.75	6,000.00	6,000.00		0.00%
MH.7180.0200	EQUIPMENT	1,182.60	0.00	0.00	0.00	0.00				0.00%
MH.7180.0401	BEACH SUPPLIES	1,571.68	1,176.99	3,000.00	3,000.00	1,420.04	3,000.00	3,000.00		0.00%
MH.7180.0406	TELECOMMUNICATIONS	256.24	0.00	150.00	150.00	0.00				-100.00%
MH.7180.0407	ELECTRIC	97.97	116.81	200.00	200.00	63.46	200.00	200.00		0.00%
MH.7180.0411	PRINTING	0.00	0.00	100.00	100.00	0.00	100.00	100.00		0.00%
MH.7180.0412	POSTAGE	0.00	0.00	150.00	150.00	0.00	150.00	150.00		0.00%
MH.7180.0416	MAINT & REPAIR	2,040.00	16,559.31	5,000.00	5,000.00	735.00	5,000.00	5,000.00		0.00%
MH.7180.0423	TRAINING	114.00	0.00	200.00	200.00	0.00	200.00	200.00		0.00%
MH.7180.0430	SPECIAL EVENTS	510.07	336.61	750.00	750.00	340.66	750.00	750.00		0.00%
MH.7180.0450	WATER PURCHASE	38.05	126.54	250.00	250.00	0.00	250.00	250.00		0.00%
MH.7180.0467	INSURANCE	4,005.81	3,484.94	4,200.00	4,200.00	3,601.03	1,000.00	1,000.00		-76.19%
MH.7180.0487	TAXES	7,482.63	7,369.09	8,000.00	8,000.00	7,241.63	8,000.00	8,000.00		0.00%
Total Dept 7180	BEACH & POOL FACILITIES	20,503.05	31,089.04	28,000.00	28,000.00	17,821.57	24,650.00	24,650.00	0.00	-11.96%
Dept 9000	EMPLOYEE BENEFITS									
MH.9000.0800	FICA/MEDICARE	245.11	146.81	775.00	775.00	338.12	775.00	775.00		0.00%
MH.9000.0801	MTA TAX	10.89	6.53	50.00	50.00	15.02	50.00	50.00		0.00%
Total Dept 9000	EMPLOYEE BENEFITS	256.00	153.34	825.00	825.00	353.14	825.00	825.00	0.00	0.00%
Dept 9901	TRANSFERS TO OTHER FUNDS									
MH.9901.0903	TRANSFER TO GENERAL FUND	3,000.00	3,000.00	3,000.00	3,000.00	3,000.00	3,000.00	3,000.00		0.00%
Total Dept 9901	TRANSFERS TO OTHER FUNDS	3,000.00	3,000.00	3,000.00	3,000.00	3,000.00	3,000.00	3,000.00	0.00	0.00%
Grand Total		23,759.05	34,242.38	31,825.00	31,825.00	21,174.71	28,475.00	28,475.00	0.00	-10.53%

NOTE: One or more accounts may not be printed due to Account Table restrictions.

Date Prepared: 11/27/2017 01:26 PM

Report Date: 11/27/2017

Account Table: SC REVENUE

Alt. Sort Table:

TOWN OF YORKTOWN

Budget Preparation Report

BUD4011 1.0

Page 1 of 1

Prepared By: PAT

Fiscal Year: 2018 Period From: 1 To: 12

Account	Description	2015		2016		2017		2018		2018	Variance To
		Actual	Actual	Budget	Budget	Actual Per 1-12	TENTATIVE Stage	PRELIMINA Stage	FINAL Stage		
Dept 0000	.										
SC.0000.1001	PROPERTY TAXES	71,665.00	71,425.00	71,375.00	71,375.00	71,375.00	63,000.00	63,000.00			-11.73%
SC.0000.2401	INTEREST EARNINGS	388.32	404.06	325.00	325.00	743.43	400.00	400.00			23.08%
Total Dept 0000	.	(72,053.32)	(71,829.06)	(71,700.00)	(71,700.00)	(72,118.43)	(63,400.00)	(63,400.00)		0.00	-11.58%
Grand Total		(72,053.32)	(71,829.06)	(71,700.00)	(71,700.00)	(72,118.43)	(63,400.00)	(63,400.00)		0.00	-11.58%

NOTE: One or more accounts may not be printed due to Account Table restrictions.

TOWN OF YORKTOWN

Budget Preparation Report

Fiscal Year: 2018 Period From: 1 To: 12

Account	Description	2015	2016	Original	Adjusted	2017	2018	2018	2018	Variance To
		Actual	Actual	2017 Budget	2017 Budget	Actual Per 1-12	TENTATIVE Stage	PRELIMINA Stage	FINAL Stage	
Dept 7180	BEACH & POOL FACILITIES									
SC.7180.0402	DEPT SUPPLIES	0.00	0.00	1,500.00	1,500.00	0.00	1,500.00	1,500.00		0.00%
SC.7180.0405	COMMUNITY EVENTS	0.00	0.00	450.00	450.00	0.00	450.00	450.00		0.00%
SC.7180.0406	TELECOMMUNICATIONS	256.24	0.00	0.00	0.00	0.00				0.00%
SC.7180.0407	ELECTRICITY	50.71	1,383.52	1,500.00	1,500.00	1,266.47	1,500.00	1,500.00		0.00%
SC.7180.0411	PRINTING	0.00	0.00	200.00	200.00	0.00	200.00	200.00		0.00%
SC.7180.0412	POSTAGE	0.00	168.31	400.00	400.00	196.00	400.00	400.00		0.00%
SC.7180.0416	MAINTENANCE	22,727.89	7,650.00	10,000.00	12,600.00	3,035.00	10,000.00	10,000.00		0.00%
SC.7180.0441	PROFESSIONAL SERVICES	300.00	0.00	15,000.00	6,565.00	0.00	10,000.00	10,000.00		-33.33%
SC.7180.0454	PROPERTY IMPROVEMENTS	22,997.50	20,940.00	22,500.00	28,100.00	14,616.00	25,000.00	25,000.00		11.11%
SC.7180.0467	INSURANCE	5,446.68	268.99	6,000.00	6,000.00	750.00	1,000.00	1,000.00		-83.33%
SC.7180.0477	WEED CONTROL	1,250.00	6,855.00	8,000.00	8,235.00	7,785.00	8,000.00	8,000.00		0.00%
SC.7180.0497	TAXES	215.76	83.15	350.00	350.00	164.52	350.00	350.00		0.00%
Total Dept 7180	BEACH & POOL FACILITIES	53,244.78	37,348.97	65,900.00	65,900.00	27,812.99	58,400.00	58,400.00	0.00	-11.38%
Dept 9901	TRANSFERS TO OTHER FUNDS									
SC.9901.0903	TRANSFER TO GENERAL FUND	5,805.00	5,800.00	5,800.00	5,800.00	5,800.00	5,000.00	5,000.00		-13.79%
Total Dept 9901	TRANSFERS TO OTHER FUNDS	5,805.00	5,800.00	5,800.00	5,800.00	5,800.00	5,000.00	5,000.00	0.00	-13.79%
Grand Total		59,049.78	43,148.97	71,700.00	71,700.00	33,612.99	63,400.00	63,400.00	0.00	-11.58%

NOTE: One or more accounts may not be printed due to Account Table restrictions.

Date Prepared: 11/27/2017 01:26 PM

Report Date: 11/27/2017

Account Table: SL REVENUE

Alt. Sort Table:

TOWN OF YORKTOWN Budget Preparation Report

BUD4011 1.0

Page 1 of 1

Prepared By: PAT

Fiscal Year: 2018 Period From: 1 To: 12

Account	Description	2015	2016	Original	Adjusted	2017	2018	2018	2018	Variance To
		Actual	Actual	2017 Budget	2017 Budget	Actual Per 1-12	TENTATIVE Stage	PRELIMINA Stage	FINAL Stage	TENTATIVE Stage
Dept 0000	.									
SL.0000.1001	TAXES	23,325.00	22,325.00	10,000.00	10,000.00	10,000.00	8,500.00	8,500.00		-15.00%
SL.0000.2401	INTEREST EARNINGS	220.80	256.88	0.00	0.00	431.52				0.00%
Total Dept 0000	.	(23,545.80)	(22,581.88)	(10,000.00)	(10,000.00)	(10,431.52)	(8,500.00)	(8,500.00)	0.00	-15.00%
Grand Total		(23,545.80)	(22,581.88)	(10,000.00)	(10,000.00)	(10,431.52)	(8,500.00)	(8,500.00)	0.00	-15.00%

NOTE: One or more accounts may not be printed due to Account Table restrictions.

Date Prepared: 11/27/2017 01:27 PM

Report Date: 11/27/2017

Account Table: SL EXPENSE

Alt. Sort Table:

TOWN OF YORKTOWN

Budget Preparation Report

BUD4011 1.0

Page 1 of 1

Prepared By: PAT

Fiscal Year: 2018 Period From: 1 To: 12

Account	Description	2015	2016	Original	Adjusted	2017	2018	2018	2018	Variance To
		Actual	Actual	2017 Budget	2017 Budget	Actual Per 1-12	TENTATIVE Stage	PRELIMINA Stage	FINAL Stage	TENTATIVE Stage
Dept 7180	BEACH & POOL FACILITIES									
SL.7180.0401	SUPPLIES	0.00	0.00	500.00	485.64	0.00	500.00	500.00		0.00%
SL.7180.0406	TELECOMMUNICATIONS	277.16	0.00	0.00	0.00	0.00				0.00%
SL.7180.0416	MAINT AND REPAIR	46.46	130.65	5,000.00	5,000.00	250.00	5,000.00	5,000.00		0.00%
SL.7180.0467	INSURANCE	645.34	134.50	2,500.00	2,500.00	750.00	1,000.00	1,000.00		-60.00%
SL.7180.0498	TAX REFUNDS	0.00	0.00	0.00	14.36	14.36				0.00%
Total Dept 7180	BEACH & POOL FACILITIES	968.96	265.15	8,000.00	8,000.00	1,014.36	6,500.00	6,500.00	0.00	-18.75%
Dept 9901	TRANSFERS TO OTHER FUNDS									
SL.9901.0903	TRANSFER TO GENERAL FUND	3,000.00	2,000.00	2,000.00	2,000.00	2,000.00	2,000.00	2,000.00		0.00%
Total Dept 9901	TRANSFERS TO OTHER FUNDS	3,000.00	2,000.00	2,000.00	2,000.00	2,000.00	2,000.00	2,000.00	0.00	0.00%
Grand Total		3,968.96	2,265.15	10,000.00	10,000.00	3,014.36	8,500.00	8,500.00	0.00	-15.00%

NOTE: One or more accounts may not be printed due to Account Table restrictions.


EMPLOYEE SALARY INFORMATION

The following is a listing by department of all employees and their salaries for the past year, current year and budgeted year. Permanent Part Time employees have also been included in this listing.

With the exception of the elected officials, department heads, appointed staff, part time employees and police officers, all employees are part of the Civil Service Employees' Association and are paid according to the bargaining agreement's salary schedules that reflect job titles in increments of five annual steps.

The Police Benevolent Association bargaining unit represents the police officers, detectives and sergeants. The lieutenants are represented by the Superior Officers bargaining unit.

Salaries are reflected in accordance with the applicable agreement.



Full Time Positions Budgeted

Department	2015	2015-2016 Changes	2016	2016-2017 Changes	2017	2017-2018 Changes	2018	Explanation
Assessor	3	1	4		4		4	
Building Department	8		8		8		8	
Central Garage	3		3		3		3	
Engineering	4		4	2	6	-1	5	- Sewer Inspector
Finance	6		6		6		6	
Highway	31	1	32		32		32	
Library	16		16		16		16	
Nutrition	8		8		8		8	
Parks	12		12		12		12	
Recreation	5		5		5		5	
Planning	4		4		4		4	
Police (Civilians)	9		9		9		9	
Police (Uniformed)	56		56		56		56	
Refuse & Recycling	12		12		12		12	
Section 8 Housing	1		1		1		1	
Sewer	10		10		10		10	
Supervisor	4		4		4	-1	3	- Secretary / Steno
Tax Office	2		2		2		2	
Town Attorney	2		2		2		2	
Town Board	4		4		4		4	
Town Buildings	6	1	7		7	1	8	+ Laborer
Town Clerk	4		4		4		4	
Town Court	7		7		7		7	
Water District	19	1	20	-1	19		19	
Totals	236	4	240	1	241	-1	240	

Department	Name	Grade	Sch	Step	Other Pay	Ann Hours	2018 Salary	2017 Salary	2016 Salary	2015 Salary	Hire Date	Longevity
ASSESSOR												
Assessor	Kim Penner					1,827	105,000	100,218	98,253	98,253	03/20/00	1,300
Deputy Assesor	Cheryl Kastuk	XIV	A1	5		1,827	83,265	78,341	69,661	66,808	02/11/13	
Assessment Clerk	Paula Alicea	VIII	A1	3		1,827	56,932	52,675	48,173		03/21/16	
Senior Account Clerk	Liz Proctor	XI	A1	5		1,696.5	67,791	65,953	64,308	64,038	11/24/86	1,600
BUILDING												
Building Inspector	John Landi					1,827	112,750	110,000	107,069	107,069		
Asst Building Inspector	Bradley Goodman	XVI	A1	5		1,827	92,753	90,586	87,619	87,619	12/24/01	1,300
Asst Building Inspector	Joseph Venitucci	XVI	A1	5		1,827	92,753	90,586	87,619	87,619	02/19/08	1,000
Asst Building Inspector	Joseph Angiello	XVI	A1	5		1,827	92,753	90,586	87,619	87,619	04/20/15	
Sr Office Assistant Auto Systems	Diane Schiavone	X	A1	5		1,827	68,290	66,694	64,508	64,508	09/22/03	1,100
Office Assistant Auto Systems	Sophie James	VIII	A1	5		1,827	62,826	61,358	59,348	59,348	03/05/04	1,100
Fire Inspector	Edward Kolisz	XIII	A1	5		1,827	79,850	77,984	75,429	75,429	08/09/10	
Code Enforcement	Jason Zeif	XI	A1	4		1,827	69,729	65,347	59,348	59,348	03/26/12	
CENTRAL GARAGE												
Senior Auto Mechanic	Peter Legler	XIII	A	5	900	1,957.5	74,147	72,415	70,043	70,043	09/20/93	1,600
Lead Maintenance Mechanic	Donald Gaffney	XV	A	5	900	1,957.5	82,614	80,684	78,040	78,040	08/29/88	1,600
Auto Mechanic	John W. Winter	XII	A	5	900	1,957.5	71,312	69,646	67,364	64,684	08/27/12	
CONSERVATION BD												
Intermediate Clerk PT	Kim Hughes					780	12,000	12,000	12,000	12,000	03/27/14	
ENGINEERING												
Town Engineer	Michael Quinn					1,827	150,000	145,000	145,000			
Deputy Town Engineer		XIX	A1	1					84,860			
Assistant Civil Engineer	William Babista	XVII	A1	2		1,827	86,496	80,101			01/23/17	
Principal Engineering Technician	Michael Mill	XV	A1	5		1,827	88,969	86,890	84,043	84,043	03/06/89	1,600
Sewer Inspector		XIII	A1	5				77,984	75,429			
Senior Account Clerk	Dawn Irving	XI	A1	5		1,827	73,006	71,300	68,964	68,964	03/20/00	1,300
Sr Office Assistant Auto Systems	Louise Kobiliak	X	A1	5		1,827	68,290	66,694	64,508	64,508	04/06/94	1,600
FINANCE												
Comptroller	Patricia Caporale					1,827	113,000	105,000	100,618	100,618	02/17/04	1,100
Deputy Comptroller	Gennelle MacNeil					1,827	87,125	85,000	67,163	67,163		
Payroll Clerk	Donna Andrews	XI	A1	5		1,827	73,006	71,300	68,964	68,964	05/13/76	1,600
Senior Account Clerk	Sandra Serrano	XI	A1	5		1,827	73,006	71,300	68,964	68,964	03/17/08	1,000
Junior Accountant		XIII	A1	1		1,827	67,684	77,984	75,429	75,429		
Intermediate Clerk	Donna Polito	III	A1	5		1,305	36,419	35,432	34,404	34,404	07/01/03	
Intermediate Clerk PT	Marianne Bischoff					835.2	21,193	21,193	21,193	21,193	09/09/03	

Department	Name	Grade	Sch	Step	Other Pay	Ann Hours	2018 Salary	2017 Salary	2016 Salary	2015 Salary	Hire Date	Longevity
HIGHWAY												
Superintendent	David Paganelli					1,827	110,777	110,777	110,777	110,777	01/01/12	
Secretary	Anne Anderson					1,827	78,925	76,608	76,903	76,903	04/01/94	1,600
Stock Clerk	Angela Cavallo	VIII	A	2		1,827	50,083	46,248			01/23/17	
Deputy Super/Road Maintenance Foreman	Paul Hollopeter	XVII	A	5		1,957.5	90,690	88,571	85,668	85,668	12/13/93	1,600
Lead Maintenance Mechanic	Charles Vilarino	XV	A	5	900	1,957.5	82,614	80,684	78,040	78,040	06/06/01	1,300
Road Maintenance Foreman	Ted Devlin	XIV	A	5		1,957.5	77,316	75,510	73,036	73,036	07/08/02	1,300
Road Maintenance Foreman	Paul Shields	XIV	A	5		1,957.5	77,316	75,510	73,036	73,036	09/12/83	1,600
Road Maintenance Foreman	Scott Mills	XIV	A	5		1,957.5	77,316	72,745	73,036	73,036	03/25/93	1,600
Road Maintenance Foreman	Nicholas Devito	XIV	A	2		1,957.5	68,855	64,477	73,036	73,036	05/26/15	
Tree Trimmer Foreman	Bradley Sheppard	XIV	A	5		1,957.5	77,316	75,510	73,036	73,036	11/30/98	1,600
Maintenance Mech/Welder	David Nikisher	XIII	A	5		1,957.5	74,147	72,415	70,043	70,043	07/15/96	1,600
Senior Auto Mechanic	Daniel Moran	XIII	A	5	400	1,957.5	74,147	72,415	70,043	70,043	10/19/98	1,400
Senior Auto Mechanic	Philip Klein	XIII	A	5		1,957.5	74,147	72,415	70,043	70,043	12/05/05	1,100
Senior Auto Mechanic	Antonio Cambareri	XIII	A	5	900	1,957.5	74,147	72,415	70,043	70,043	09/17/07	1,000
Heavy MEO	Robert Ireland	XII	A	5		1,957.5	71,312	69,646	67,364	67,364	11/28/83	1,600
Heavy MEO	Thomas McNulty	XII	A	5		1,957.5	71,312	69,646	67,364	67,364	08/02/89	1,600
Heavy MEO	Michael Grasso	XII	A	5		1,957.5	71,312	66,876	62,037	59,371	11/05/12	
Heavy MEO	Nicholas Bernard	XII	A	2		1,957.5	62,850	58,605	67,364	67,364	03/14/16	
MEO/Maintenance Worker (Mason)		XI	A	5		1,957.5			64,037	59,902		
MEO/Stock Clerk		X	A	2		1,957.5			49,217	64,037		
Tree Trimmer/MEO	James Cottrell	XI	A	2		1,957.5	59,301	55,172	53,364	51,872	09/12/16	
MEO	Joseph Dell'Olio	X	A	5		1,957.5	63,413	61,931	59,902	59,902	04/14/10	
MEO	Keith DeVito	X	A	5		1,957.5	63,413	61,931	59,902	57,191	06/04/12	
MEO	Paul Welsch	X	A	5		1,957.5	63,413	61,931	59,902	59,902	03/30/87	1,600
MEO	Patricia Dickan	X	A	3		1,957.5	57,731	53,629	49,217		03/14/16	
MEO	Peter Goldberg	X	A	4		1,957.5	60,542	56,382	51,872	73,036	03/06/13	
Laborer	Donald Curry	X	A	5		1,957.5	63,413	51,530	49,939	59,902	09/08/86	1,600
Laborer	Kieran Carney	V	A	5		1,957.5	52,865	49,248	49,939	49,939	12/18/13	
Laborer	Nicholas Burns	V	A	3		1,957.5	48,024	44,576	40,841	73,036	11/09/15	
Laborer	Michael Batista	V	A	4		1,957.5	50,426	46,902	43,116		06/08/15	
Laborer	Kevin Harrigan	V	A	3		1,957.5	48,024	44,576	40,841	73,036	08/29/16	
Laborer	Kareem Holebrook	V	A	3		1,957.5	48,024	44,576	40,841		06/14/16	
Laborer	Brian Stam	V	A	2		1,957.5	45,643	42,225	40,841		08/29/16	
Laborer		V	A	1		1,957.5	43,235	42,225				

Department	Name	Grade	Sch	Step	Other Pay	Ann Hours	2018 Salary	2017 Salary	2016 Salary	2015 Salary	Hire Date	Longevity
LIBRARY												
Director	Patricia Hallinan					1,827	105,000	95,000	95,000	106,992	10/21/85	1,600
Staff Assistant	Christine Julian	X	A	5		1,827	63,413	59,128	54,535	51,872	08/11/14	
Librarian II	Ellen Tannenbaum	XIV	A	4		1,827	74,485	69,979	73,036	73,036	12/12/16	
Librarian II		XIV	A			1,827			62,364	73,036		
Librarian II	Maureen Connelly	XIV	A	5		1,827	77,316	75,510	73,036	70,361	10/15/01	1,300
Librarian II	Reva Queler	XIV	A	5		1,827	77,316	75,510	73,036	73,036	04/01/96	1,600
Librarian II	Marca McClenon	XIV	A	4		1,827	74,485	69,979	65,043	73,036	07/03/06	
Librarian I	Irena Goss	XI	A	5		1,827	67,791	66,207	64,037	64,037	03/31/03	1,100
Librarian I	Sharon Kullberg	XI	A	5		1,827	67,791	63,234	58,692	56,018	07/07/14	
Librarian I Children Services	Jane Hennessy	XI	A	4		1,827	64,747	60,680	56,018	58,692	06/03/13	
Senior Library Clerk	Margaret Groccia	VIII	A	5		1,827	58,338	56,975	55,109	52,510	02/13/12	
Senior Library Clerk	Maria Stolfi	VIII	A	5		1,827	58,338	56,975	55,109	55,109	04/21/97	1,600
Senior Library Clerk	Shirley McCord	VIII	A	5		1,827	58,338	56,975	55,109	55,109	04/14/98	1,100
Library Clerk	Margaret O'Reilly	IV	A	5		1,827	50,083	48,913	47,311	47,311	05/18/98	1,600
Library Clerk	Deborah Sarno	IV	A	5		1,827	50,083	48,913	47,311	47,311	08/21/06	1,000
Caretaker	Thomas Gallelo	XI	A	5		1,957.5	67,791	66,207	61,162	58,692	02/13/95	1,600
Various PT positions							230,000	225,000	220,000	220,000		
MUSEUM												
Assistant Curator	Adele Hobby	VII	A1	5		1,305	43,814	42,625	41,388	41,388	07/03/01	
Intermediate Clerk PT	Nancy Augustowski					832.0	11,305	11,305	11,305	11,305	02/05/90	
NUTRITION												
Site Manager	Noreen O'Driscoll					1,827	74,957	71,457	71,457	71,457	08/15/88	
Intermediate Clerk	Terri Campanaro	III	A1	3		1,566	38,962	35,757	32,620	41,285	03/08/16	
Food Service/Chauffer	Terence DeVeau	II	A	5		1,696.5	36,878	35,886	34,834	34,834	02/13/97	1,600
Chauffeur	Mark Bistro	II	A	5		1,566	34,041	33,126	32,155	32,155	05/02/07	1,000
Chauffeur	David Humphrey	II	A	5		1,696.5	36,878	35,886	32,861	30,919	03/18/13	
Chauffer	Salvador Rivera	II	A	5		1,566	34,041	33,126	32,155	32,155	06/04/02	1,300
Cook	Franz Rom	V	A	4		1,696.5	43,703	40,503	33,150	40,997	10/08/15	
Assistant Cook	LeArtis El	III	A	5		1,696.5	41,031	37,620	34,558	32,597	10/16/13	
Food Service Helper PT						835.2	9,415	9,415	9,415	9,415	06/20/05	
Chauffeur PT	Leola Specht					835.2	12,570	12,570	12,570	12,570	02/28/05	

Department	Name	Grade	Sch	Step	Other Pay	Ann Hours	2018 Salary	2017 Salary	2016 Salary	2015 Salary	Hire Date	Longevity
PARKS												
Park Foreman	Barry Gelbman	XV	A	5		1,957.5	82,614	80,684	78,040	78,040	07/03/95	1,600
Assistant Park Foreman	Dominic Monopoli	XIII	A	5		1,957.5	74,147	72,415	70,043	70,043	08/05/96	1,600
Maintenance Mechanic	Stephen Melillo	XII	A	5		1,957.5	71,312	69,646	67,364	67,364	09/10/07	1,000
Maintenance Mechanic Repair	Guido Parks	XI	A	5		1,957.5	67,791	66,207	64,037	64,037	09/10/07	1,000
Maintenance Mechanic Repair	Scott Gross	XI	A	4		1,957.5	64,747	60,680	56,018	64,037	06/08/15	
Tree Trimmer/MEO	Vincent Haight	XI	A	5		1,957.5	67,791	66,207	64,037	64,037	10/06/03	1,100
HMEO	Michael Hoek	XII	A	5		1,957.5	71,312	69,646	67,364	67,364	03/06/89	1,600
Maintenance Worker Pool	Andrew Cerrato	XI	A	5		1,957.5	67,791	66,207	64,038	61,162	04/14/03	1,100
Park Groundskeeper	Eric Hollberg	X	A	5		1,957.5	63,413	61,931	59,902	59,902	03/29/99	1,600
Park Groundskeeper	Richard Williams	X	A	5		1,957.5	63,413	61,931	59,902	59,902	01/24/00	1,300
Park Groundskeeper	Scott Ferreira	X	A	3		1,957.5	57,731	53,629	51,872	45,365	03/26/13	
Park Groundskeeper	Bryan O'Keefe	X	A	2		1,957.5	54,912	50,884	49,217	45,365	12/14/15	
PLANNING												
Director	John Tegeder					1,827	120,000	111,401	107,185	107,185	11/03/97	1,600
Planner	Robyn Steinberg	XVII	A1	5	8,000	1,827	97,667	95,385	92,260	92,260	08/05/02	1,300
Assistant Planner-Research	Thomas D'Agostino	XI	A1	4		1,827	69,729	65,347	60,328	68,964	06/08/15	
Sr Office Assistant Auto Systems	Nancy Milanese	X	A1	5		1,827	68,290	66,694	64,508	64,508	07/01/96	1,600
POLICE (civilian)												
Dispatcher	Beth Sherwood	XI	A	5		1,957.5	67,791	66,207	64,038	64,038	06/07/11	
Dispatcher	Jane Gullery	XI	A	5		1,957.5	67,791	66,207	64,038	64,037	07/10/95	1,600
Dispatcher	Rose Vanca	XI	A	5		1,957.5	67,791	66,207	64,038	64,037	06/19/89	1,600
Office Asst Auto Systems	Michelle Diaco	VIII	A1	5		1,827	62,826	58,465	53,780	50,950	11/20/13	
Office Asst Auto Systems	Judith Garretto	VIII	A1	5		1,827	62,826	61,358	59,348	59,348	06/12/06	1,000
Office Asst Auto Systems	Eileen Spadafino	VIII	A1	5		1,827	62,826	61,358	59,348	59,348	07/02/01	1,300
Community Svc Worker/Animal Warden	James Waterhouse	VIII	A1	5		1,827	62,826	61,358	59,348	59,348	12/18/01	1,300
Maintenance Worker Repair	Keith Kutruf	XI	A	5		1,957.5	67,791	66,207	64,038	64,037	02/28/00	1,300
Cleaner	Marcel Copeland	V	A	4		1,957.5	50,426	46,902	43,116	47,311	05/11/15	

Department	Name	Grade	Sch	Step	Other Pay	Ann Hours	2018 Salary	2017 Salary	2016 Salary	2015 Salary	Hire Date	Longevity
POLICE (Uniform)												
Chief	Robert Noble					2,088	165,454	165,454	165,454	135,226	06/03/81	7,575
Lieutenant #1	James Graham					2,088	138,087	137,560	130,285	130,285	04/06/94	7,075
Lieutenant #2	Thomas Gentner					2,088	138,087	137,560	130,285	130,285	01/15/81	7,575
Lieutenant #3	Deiulio, John					2,088	138,087	137,560	130,285	130,285	07/04/90	7,075
Sergeant #1	Dillion, Paul					2,088	120,235	119,775	117,733	113,440	08/19/03	1,775
Sergeant #2	Foley, Justin					2,088	120,235	119,775	117,733	113,440	01/03/89	2,175
Sergeant #3	Kolkman, Timothy					2,088	120,235	119,775	117,733	113,440	01/04/08	1,150
Sergeant #4	LaPlaca, Julianne				7,300	2,088	120,235	119,775	117,733	113,440	08/21/96	2,225
Sergeant #5	Rapisarda, Mark					2,088	120,235	119,775	117,733	113,440	04/05/05	2,175
Sergeant #6	Scatola, Craig				1,200	2,088	120,235	119,775	117,733	113,440	08/02/04	1,525
Sergeant #7	Sgroi, Kenneth					2,088	120,235	119,775	117,733	113,440	03/06/09	1,150
Sergeant #8	Zaicek, Michael					2,088	120,235	119,775	117,733	113,440	11/06/86	2,425
Detective #1	Davis, George					2,088	116,055	115,613	113,640	109,496	09/12/78	2,425
Detective #2	Lewis, Sean					2,088	116,055	115,613	113,640	109,496	11/06/86	2,425
Detective #3	Sage, Scott					2,088	116,055	115,613	113,640	109,496	01/25/96	2,225
Detective #4	Shanahan, Brian					2,088	116,055	115,613	113,640	109,496	08/07/01	1,775
Detective #5	Tausz, Timothy					2,088	116,055	115,613	113,640	109,496	10/19/81	2,425
Detective #6 DARE	Finn, Richard					2,088	116,055	115,613	113,640	109,496	05/19/99	2,175
Police Officer	John Battista					2,088	70,192	53,641	102,737	98,640	01/06/17	
Police Officer	Beyrer, Thomas				4,000	2,088	104,548	92,775	79,947	66,224	01/06/14	
Police Officer	Campion, Michael					2,088	93,133	81,333	68,731	98,640	08/03/15	
Police Officer	Caprio, Michael					2,088	104,548	104,150	91,195	77,031	09/19/13	800
Police Officer	Curtin, Timothy					2,088	93,133	81,333	68,731	98,640	08/03/15	
Police Officer	Daniel Curtis					2,088	81,646	69,923	102,737	98,640	12/21/16	
Police Officer	DiPetrantonio, Anthony					2,088	104,548	104,150	102,737	98,640	08/01/08	1,150
Police Officer	Doerr, Robert	SRO Yorktown HS				2,088	104,548	104,150	102,737	98,640	08/19/03	1,775
Police Officer	Doherty, John					2,088	93,133	81,333	68,731	98,640	01/06/16	
Police Officer	Echeverria, Michael					2,088	104,548	104,150	102,737	98,640	08/26/91	2,425
Police Officer	Ellsworth, Max					2,088	81,646	69,923	52,727	98,640	08/10/16	
Police Officer	Fortunato, Keith					2,088	104,548	92,775	79,947	66,224	03/24/14	
Police Officer	Garcia, Angel					2,088	104,548	104,150	102,737	98,640	08/01/08	1,150
Police Officer	Gordineer, William				1,200	2,088	104,548	104,150	102,737	98,640	04/05/89	2,425
Police Officer	Gregorio, Devon					2,088	81,646	69,923	52,727	98,640	07/06/16	
Police Officer	Grieve, Paul					2,088	104,548	104,150	102,737	98,640	07/27/07	2,175

Department	Name	Grade	Sch	Step	Other Pay	Ann Hours	2018 Salary	2017 Salary	2016 Salary	2015 Salary	Hire Date	Longevity
POLICE (Con't)												
Police Officer	Guilbert, Samantha					2,088	70,192	53,641	102,737	98,640	08/09/17	
Police Officer	James Hannigan					2,088	81,646	69,923	102,737	98,640	12/21/16	
Police Officer	Hassett, John					2,088	104,548	104,150	102,737	98,640	11/20/89	2,425
Police Officer	Kaen, Daniel					2,088	104,548	104,150	102,737	87,869	03/26/12	
Police Officer	Kahn, Michael					2,088	104,548	104,150	102,737	98,640	08/04/04	2,175
Police Officer	Madaus, Michael					2,088	104,548	104,150	102,737	98,640	7//28/06	1,150
Police Officer	Mullen, Timothy					2,088	81,646	69,923	52,727	77,031	07/06/16	
Police Officer	Mundy, Brian	SRO Strang MS				2,088	104,548	104,150	102,737	98,640	06/07/06	1,525
Police Officer	Nadoraski, Tommy					2,088	104,548	104,150	102,737	98,640	01/24/06	2,425
Police Officer	Nicholson, Brian					2,088	104,548	104,150	102,737	98,640	07/27/07	1,150
Police Officer	Noone, Ryan				11,751	2,088	104,548	104,150	102,737	98,640	01/04/08	1,150
Police Officer	Palladino, Gregory					2,088	93,133	81,333	68,731	98,640	08/03/15	
Police Officer	Paniccia, Lawrence	SRO Lakeland HS				2,088	104,548	104,150	102,737	98,640	05/17/05	2,175
Police Officer	Pavletich, Robert	SRO Copper Beech MS				2,088	104,548	104,150	102,737	98,640	02/07/07	1,525
Police Officer	Peters, Donald					2,088	104,548	104,150	102,737	98,640	08/07/01	1,775
Police Officer	Pietraniello, Michael					2,088	104,548	104,150	102,737	98,640	03/22/00	2,425
Police Officer	Racloppo, Matthew					2,088	104,548	104,150	102,737	87,869	03/26/12	
Police Officer	Rohr, Robert					2,088	104,548	92,775	79,947	98,640	04/27/15	
Police Officer	Sansone, Samuel					2,088	104,548	104,150	102,737	98,640	06/07/06	1,525
Police Officer	Swart, Jason					2,088	104,548	104,150	102,737	98,640	06/18/02	1,775
Police Officer	Tillstrand, Michael					2,088	104,548	92,275	79,947	66,224	10/29/14	1,150
Police Officer	Woodard, Michael					2,088	104,548	104,150	91,195	77,031	05/07/14	
*Other Pay consists of clothing allowance, college incentive pay, holiday pay, vacation self back, sick sell back, and sick reward bonus.												
RECREATION												
Superintendent	Todd Orłowski					1,827	101,000	95,000	95,000	93,525	06/25/07	1,100
Assistant Superintendent	Kyle Thornton					1,827	83,435	81,400	81,400	89,776	07/13/16	
Recreation Supervisor	Christopher Soi					1,827	89,000	89,000	81,400	81,400	08/28/17	
Senior Office Asst-Rec	Jessica Bambach	X	A1	5		1,827	68,290	66,694	64,508	64,508	04/24/89	1,600
Office Assistant Auto Systems	Anita Hecker	VIII	A1	5		1,827	62,826	61,358	59,348	59,348	01/29/01	1,300
Rec Assistant PT	Erin Moran					832.0	13,363	13,363	13,363	14,411		

Department	Name	Grade	Sch	Step	Other Pay	Ann Hours	2018 Salary	2017 Salary	2016 Salary	2015 Salary	Hire Date	Longevity
REFUSE & RECYCLING												
Sr Office Assistant Auto Systems	Kim Angliss-Gage	X	A1	5	23,745	1,827	68,290	66,694	64,508	64,508	05/18/90	1,600
Office Assistant Auto Sys	Elizabeth Walsh	VIII	A1	4		1,827	59,863	55,602	50,950	48,163	08/24/15	
Lead Maintenance Mechanic	Kevin Allmonti	XV	A	5		1,957.5	82,614	80,684	78,040	78,040	02/19/86	1,600
Maintenance Mechanic Sanitation	Michael Samuels	XIII	A	5		1,957.5	74,147	72,415	70,043	70,043	08/17/98	1,600
Sr Auto Mechanic	David Doherty	XIII	A	5	900	1,957.5	74,147	72,415	70,043	70,043	11/20/00	1,300
MEO	Jeffrey Rosenstrach	X	A	5		1,957.5	63,413	61,931	59,902	59,902	08/22/88	1,600
MEO	Vincent Ambrosino	X	A	5		1,957.5	63,413	61,931	59,902	59,902	07/01/96	1,600
MEO	Andrew Heady	X	A	5		1,957.5	63,413	61,931	59,902	59,902	07/12/00	1,300
MEO	Scott Baldwin	X	A	5		1,957.5	63,413	61,931	59,902	59,902	01/21/97	1,600
Laborer	Douglas Paget	V	A	5		1,957.5	52,865	51,630	49,939	49,939	06/30/03	1,100
Laborer	Richard Weber	V	A	5		1,957.5	52,865	51,630	47,635	45,365	07/08/13	
Laborer	Joseph Bergen	V	A	2		1,957.5	45,643	42,225	47,635	45,365	04/10/17	
SECTION 8 HOUSING												
Director	Karren Perez					1,827	86,005	83,905	82,260	82,260	12/06/10	
SEWER												
Asst Wastewater Treatment Plant Supt	Edward Mahoney	XVI	A	5		1,957.5	86,130	84,117	81,361	81,361	09/01/86	1,600
Heavy MEO	Anthony Cuccovia	XII	A	5		1,957.5	71,312	69,646	67,364	67,364	05/16/88	1,600
Maintenance Worker Mech	Martin McGannon	XII	A	5		1,957.5	71,312	69,646	67,364	67,364	03/23/87	1,600
Maintenance Worker Mech	Franklin O'Connor	XII	A	5		1,957.5	71,312	69,646	67,364	67,364	06/15/98	1,600
Maintenance Worker Mech	Michael Carducci	XII	A	5		1,957.5	71,312	69,646	67,364	67,364	03/06/89	1,600
Maintenance Worker Mech/Electrician	Don Mesuda	XII	A	4		1,957.5	68,475	64,138	59,371	67,364	03/23/15	
Sewer Maintenance Worker	Richard Flocco	X	A	5		1,957.5	63,413	61,931	59,902	59,902	12/25/95	1,600
Sewer Maintenance Worker	Charles Chase	X	A	5		1,957.5	63,413	61,931	59,902	59,902	09/16/03	1,100
Sewer Maintenance Worker	Kyle Gulitz	X	A	5		1,957.5	63,413	61,931	59,902	59,902	08/15/05	1,100
Sewer Maintenance Worker	Frank Rendina	X	A	5		1,957.5	63,413	61,931	59,902	57,191	07/07/08	1,000
SUPERVISOR												
Supervisor	Ilan Gilbert					1,827	121,328	121,328	121,328	121,328	01/01/12	
Confidential Secretary						1,827	65,000	85,000	79,816	79,816	01/01/12	
Human Resource	Margaret Gspurning					1,827	95,800	93,427	91,959	91,959	10/01/08	1,000
Secretary-Steno		XI	A1	1		1,827		57,249	57,469	57,469		
Receptionist												
TAX OFFICE												
Receiver of Taxes	Barbara Korsak					1,827	87,000	82,655	81,044	81,044	10/22/08	1,000
Assessment/Tax Aide	Lori Rotunno	VI	A1	5		1,827	59,137	55,224	50,950	48,518	05/19/14	
Senior Clerk PT							28,000	28,000	28,000	28,000		

Department	Name	Grade	Sch	Step	Other Pay	Ann Hours	2018 Salary	2017 Salary	2016 Salary	2015 Salary	Hire Date	Longevity
TOWN ATTORNEY												
Town Attorney	Micheal McDermott					1,827	117,000	117,000	113,000	119,060	01/13/16	
Office Assistant Auto Systems	Peggiann Thorp	VIII	A1	5		1,827	62,826	58,465	53,780	50,950	02/24/14	
TOWN BOARD												
Councilperson	Alice Roker					1,566	19,575	19,575	19,575	19,575	03/22/15	
Councilperson	Thomas Diana					1,566	13,000	19,575	19,575	19,575	03/22/15	
Councilperson	Ed Lachterman					1,566	19,575	19,575	19,575	19,575	12/02/14	
Councilperson	Vishnu Patel					1,566	16,208	16,208	16,208	16,208	01/01/10	
TOWN BUILDINGS												
Lead Maintenance Mechanic Repair	Al Pisano	XV	A	5		1,957.5	82,614	77,251	71,360	78,040	04/03/06	1,000
Maintenance Mechanic Repair	Daniel Cruz	XI	A	5		1,957.5	67,791	66,207	64,038	64,037	07/01/02	1,300
Maintenance Mechanic Repair	Paul Colarusso	XI	A	5		1,957.5	67,791	63,234	58,692	64,037	03/18/15	
Maintenance Worker Repair	Steven Vitulli	XI	A	3		1,957.5	62,132	57,915	53,364	49,939	07/15/02	1,300
Laborer	Michael Hoy	V	A	5		1,957.5	52,865	51,630	45,365	43,116	03/11/13	
Laborer	Christopher Moran	V	A	1		1,957.5	43,235	42,225	40,841			
Laborer	Steven ChanChee	V	A	1		1,957.5	43,235	42,225				
Senior Clerk	Patricia DeMarsh	VII	A1	5		1,957.5	61,339	59,905	57,943	57,943	09/05/07	
TOWN CLERK												
Town Clerk	Diana L. Quast					1,827	96,677	96,677	96,677	96,677	01/01/90	
Deputy Town Clerk	Maura Weissleder					1,827	70,353	70,353	70,353	70,353	01/20/03	
Intermediate Clerk	Elena Panagi	III	A1	5		1,827	50,986	49,795	48,163	48,163	07/01/02	1,300
Messenger	Kathie Nicholson	III	A1	5		1,827	50,986	49,795	48,163	48,163	06/24/02	1,300
Records Mangement Clerk	Thomas Travis	IV	A1	5		887.4	26,197	25,585	24,749	24,749	08/15/05	
TOWN COURT												
Justice	Gary Raniolo					780.0	32,437.0	32,437	32,437	32,437	01/01/12	
Justice	Salvatore Lagonia					780.0	32,437.0	32,437	32,437	32,437	01/01/10	
Court Clerk	Isabel Klein					1,827	81,177	81,177	81,177	81,177	08/02/10	
Court Clerk	Maria Ricci					1,827	70,401	70,401	70,401	70,401	11/10/08	1,000
Assistanct Court Clerk	Tara Guerrero	VIII	A1	3		1,827	56,932	52,675	48,173	59,348	11/30/15	
Assistanct Court Clerk	Yolanda Vazquez	VIII	A1	5		1,827	62,826	61,358	59,348	59,348	06/18/12	
Assistanct Court Clerk	Shane Enea	VIII	A1	5		1,827	62,826	58,465	53,780	50,950	12/02/13	
Court Attendants							42,000	42,000	27,500	13,500	09/07/92	

Department	Name	Grade	Sch	Step	Other Pay	Ann Hours	2018 Salary	2017 Salary	2016 Salary	2015 Salary	Hire Date	Longevity
WATER												
Distribution Superintendent	Kenneth Rundle					1,827	107,625	105,000	105,000	81,361	04/15/87	1,600
Senior Account Clerk	Maria DeRubeis	XI	A1	4		1,827	73,006	71,300	65,868	63,206	08/27/07	1,000
Intermediate Clerk		III	A1	1			40,292	37,915	38,061			
Intermediate Typist PT	Grace Tausz					832.0	12,716	12,716	12,716	12,716	01/02/09	
Water Maintenance Foreman	Paul Vasillo	XIV	A	5	13,000	1,957.5	77,316	75,510	73,036	73,036	6/21/99	1,600
Water Meter Maintenance Foreman		XIV	A	5		1,957.5	77,316	75,510	73,036	73,036		
Assistant Foreman	Joseph Lewis	XIII	A	5	13,000	1,957.5	74,147	72,415	70,042	70,043	05/18/87	1,600
Heavy MEO	Curtis Doerr	XII	A	5		1,957.5	71,312	69,646	67,364	67,364	06/08/83	1,600
Heavy MEO	Adam Cerrato	XII	A	5		1,957.5	71,312	69,646	67,364	67,364	07/30/07	1,000
Auto Mechanic	James Morgan	XIII	A	5	900	1,957.5	74,147	72,415	67,364	67,364	02/17/93	1,600
Water Maintenance Worker I	Jeffrey Dahlke	XII	A	5		1,957.5	71,312	69,646	67,364	67,364	03/06/89	1,600
Water Maintenance Worker I	Douglas Neeson	XII	A	4		1,957.5	68,475	66,876	59,902	59,902	06/13/05	1,100
Water Maintenance Worker I	Carl LaDuca	XII	A	4		1,957.5	68,475	64,138	57,191	54,535	06/02/10	
Water Maintenance Worker II	Jeffrey Baumeister	X	A	4		1,957.5	60,542	56,382	49,939	49,939	06/18/07	1,000
Meter Reader	Shajan George	V	A	5		1,957.5	52,865	51,630	49,939	49,939	01/07/98	1,600
Meter Reader	John VanDeBrook	V	A	5		1,957.5	52,865	51,630	49,939	49,939	10/22/07	1,000
Water Service Worker	Cathleen Romanych	X	A	5		1,957.5	63,413	61,931	59,902	59,902	06/02/03	1,100
Laborer	Michael Hecker	V	A	5		1,957.5	52,865	49,248	45,365	43,116	03/03/14	
Laborer	Thomas Lagatella	V	A	5		1,957.5	52,865	47,452	45,365	43,116	03/03/14	
Laborer	Vincent Callicchia	V	A	3		1,957.5	48,024	44,576	45,365	43,116	03/03/16	
Laborer	Giulio Eliseo	V	A	1		1,957.5	43,235	42,225	45,365	43,116	10/23/17	

2018 ADOPTED BUDGET

Town Clerk's Office

OCT 23 2017

LAKE MOHEGAN FIRE DISTRICT

Town of Yorktown
Town of Corlandt
County of Westchester

Diana L. Quast, Town Clerk
Town of Yorktown, New York

FILE WITH TOWN BUDGET OFFICER

This Final Budget was approved on October 17, 2017 by the Board of Fire Commissioners

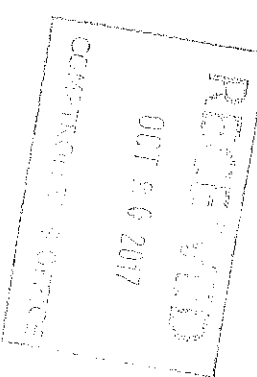
JAMES SEYMOUR, III
Chairman

WILLIAM GREXA
Commissioner

CHRISTOPHER GRAVIUS
Commissioner

WILLIAM HECKER
Commissioner

SUSAN SEE
Commissioner



(It is not necessary for the Commissioners to sign this budget, if the Fire District Secretary completes the following certificate).

This is to certify that the Final Budget was approved by the Board of Fire Commissioners on October 17, 2017

seal

Diana L. Quast
Fire District Secretary

		<u>ESTIMATED REVENUES</u>			
		ACTUAL REVENUES 2016	BUDGET AS MODIFIED 2017	PRELIMINARY ESTIMATES 2018	ADOPTED BUDGET 2018
A2262	FIRE PROTECTION & OTHER SERVICES				
A2401	INTEREST & EARNINGS	\$3,224	\$3,500	\$4,400	\$4,400
A2410	RENTALS	\$400	\$400		
A2411	VERIZON CELL TOWER LEASE	\$5,300	\$4,800	\$25,000	\$25,000
A2660	SALES OF ASSETS	\$1,100	\$1,500		
A2701	REFUNDS OF EXPENDITURES	\$5,391	\$6,000	\$6,000	\$6,000
A2705	GIFTS & DONATIONS				
A2770	MISCELLANEOUS	\$60	\$300	\$300	\$300
A3389	STATE AID, OTHER PUBLIC SAFETY (CME RECERTIFICATIONS)	\$1,200	\$1,400	\$2,600	\$2,600
A4389	FEDERAL AID, OTHER PUBLIC SAFETY (specify) FEMA				
A9050.8	UNEMPLOYMENT INSURANCE				
A9060.8	HOSPITAL, MEDICAL & ACCIDENT INSURANCE				
A5031	INTERFUND TRANSFERS				
	TOTALS	\$16,675	\$17,200	\$38,300	\$38,300

2018 APPROPRIATIONS

	ACTUAL EXPENDITURES 2016	BUDGET AS MODIFIED 2017	PRELIMINARY ESTIMATES 2018	ADOPTED BUDGET 2018
SALARY-TREASURER	\$39,000	\$39,000	\$40,000	\$40,000
SALARY - OTHER	\$3,280,004	\$3,567,800	\$3,668,500	\$3,668,500
OTHER PERSONAL SERVICES				
A3410.1 TOTAL PERSONAL SERVICES	\$3,319,004	\$3,606,800	\$3,708,500	\$3,708,500
A3410.2 EQUIPMENT	\$197,493	\$227,480	\$199,300	\$199,300
A3410.4 CONTRACTUAL EXPENDITURES	\$712,440	\$719,829	\$729,933	\$729,933
A1930.4 JUDGEMENTS & CLAIMS	\$23,424	\$90,000	\$90,000	\$90,000
A1989.0 APPROPRIATIONS TO GENERAL FUND	\$0	\$100,000	\$100,000	\$100,000
A9010.8 STATE RETIREMENT FUND	\$740,023	\$800,000	\$800,000	\$800,000
A9025.8 LOCAL PENSION FUND	\$157,500	\$173,000	\$200,000	\$200,000
A9030.8 SOCIAL SECURITY	\$248,788	\$275,920	\$283,700	\$283,700
A9040.8 WORKER'S COMPENSATION	\$319,437	\$300,000	\$300,000	\$300,000
A9060.8 HOSPITAL, MEDICAL & ACCIDENT INSURANCE	\$823,793	\$825,000	\$885,000	\$885,000
A9085.8 SUPP. BENEFIT PAYMENTS TO DISABLED FIREFIGHTERS(207A)	\$290,193	\$317,252	\$280,000	\$280,000
A9710.6 REDEMPTION OF BONDS				
A9710.7 INTEREST ON BONDS				
A9760.7 INTEREST ON NOTES	\$10,293	\$10,000	\$12,000	\$12,000
A9901.9 TRANSFER TO OTHER FUNDS				
TOTALS	\$6,842,389	\$7,445,281	\$7,588,433	\$7,588,433

LAKE MOHEGAN FIRE DISTRICT
2018 BUDGET SUMMARY

TOTAL APPROPRIATIONS	\$7,588,433.00
LESS:	
ESTIMATED REVENUE	\$38,300.00
ESTIMATED APPROPRIATED UNRESERVED FUND BALANCE	_____
AMOUNT TO BE RAISED BY REAL PROPERTY TAXES	\$7,550,133.00

TAX APPORTIONMENT
(to be used when fire district is in more than one town)

	ASSESSED VALUATION (AV)	EQUILIZATION RATE (ER)	FULL VALUATION (AV/ER)	TOTAL FULL VALUATION PERCENTAGE (1)/(2)	APPORTIONED TAX= (3) X REAL PROPERTY TAX TO BE RAISED
TOWN	\$ 51,304,343	2.46%	\$ 2,085,542,398 (1)	44% (3)	\$3,311,277.16
YORKTOWN					
CORTLANDT	\$ 45,652,887	1.71%	\$ 2,669,759,474 (1)	56% (3)	\$4,238,855.84
TOTAL	\$ 96,957,230		\$ 4,755,301,872 (2)	100%	\$7,550,133.00

*Must agree with Budget Summary "Amount to be Raised by Real Property Taxes".

<u>TOWN</u>	APPORTIONED TAX
YORKTOWN	\$3,311,277.16
CORTLANDT	\$4,238,855.84
TOTAL APPORTIONED	\$7,550,133.00

I certify that the estimates were approved by the
fire commissioners on 10/17/2017
(Date)

Sharon Summary
Fire District Secretary

YORKTOWN HEIGHTS FIRE DISTRICT

ANNUAL BUDGET FOR THE YEAR 2018


PERSONNEL SERVICES	\$ 65,825	
MAINTENANCE AND SERVICES	655,650	
ALLOCATED RESERVES	320,000	
ALLOCATED RESERVES	149,625	
SERVICE AWARDS	30,000	
INSURANCE	<u>138,000</u>	
TOTAL BUDGET		\$ 1,359,100
LESS ANTICIPATED REVENUES		-4,700
TO BE RAISED BY TAX		<u>\$ 1,354,400</u>

Dated October 10, 2017

Signed, approved and requested by the Yorktown Board of Fire Commissioners

Arthur Orneck
 Louis Mastro
 Martin McGannon
 Charles Moseman
 Carmine Furci - Absent

Town Clerk's Office
 NOV 03 2017
 Diana L. Quast, Town Clerk
 Town of Yorktown, New York



Yorktown Heights Fire District
Budget 2018

	2017 Budget	Preliminary 2018 Budget	
Income			
Real Property Taxes	1,327,822.61	1,354,400.00	1.962%
Interest	400.00	400.00	
Insurance Recoveries	0.00	0.00	
Total A2770 - Other Revenue	<u>9,749.39</u>	<u>4,300.00</u>	
Total Income	<u>1,337,972.00</u>	<u>1,359,100.00</u>	1.555%
Expense			
Fire Protection Contractual			
Annual Inspection	15,000.00	16,000.00	
Apparatus Expense	140,000.00	145,000.00	
Buildings & Grounds	53,000.00	73,400.00	
Certiorari	5,000.00	7,000.00	
Dues	1,600.00	1,700.00	
Election Expense	600.00	600.00	
Professional Fees	50,000.00	50,000.00	
Medical/Physical Fitness	33,400.00	30,000.00	
Dry Hydrant	15,000.00	15,000.00	
Equipment-Purchases	35,000.00	35,000.00	
Equipment-Repairs/Maintenance	25,000.00	25,000.00	
Equipment-Dive Team	12,000.00	12,000.00	
Radios-Equipment	8,000.00	8,000.00	
Radios-Repairs/Maintenance	5,000.00	5,000.00	
Insurance-General	48,000.00	50,000.00	
IT	15,000.00	20,000.00	
Training & Meetings	16,000.00	16,000.00	
Stationery & Postage	1,500.00	2,000.00	
Miscellaneous-Notices	1,800.00	2,750.00	
Recruitment	3,000.00	3,000.00	
Rent	70,000.00	71,200.00	
Uniforms	1,500.00	2,000.00	
Supplies	25,000.00	21,000.00	
Telephone	16,000.00	16,000.00	
Utilities	18,000.00	18,000.00	
Contingency Fund	<u>10,000.00</u>	<u>10,000.00</u>	
Fire Protection Contractual	624,400.00	655,650.00	
Payroll Expense	48,000.00	50,000.00	
Retirement	15,000.00	12,000.00	
Service Awards Expense	30,000.00	30,000.00	
Taxes-Payroll	3,672.00	3,825.00	
Insurance-Workers Comp.	120,000.00	122,000.00	
Insurance-Life	16,000.00	16,000.00	

	2017 Budget	Preliminary 2018 Budget
Bond	58,775.00	125,000.00
Interest-Bond	27,125.00	24,625.00
Apparatus Reserve	60,000.00	175,000.00
Communication Reserve	20,000.00	65,000.00
Repair Reserve	20,000.00	30,000.00
Station #3 Construction Reserve	265,000.00	0.00
Ladder Reserve	30,000.00	50,000.00
Total Expense	<u>1,337,972.00</u>	<u>1,359,100.00</u>
Net Surplus	0.00	0.00